
Scottish Fire and Rescue Service

Police & Fire and Rescue Committee – 15 August 2022

Subject Performance Report and Service updates

Purpose To advise members of the Police and Fire Committee as to progress against North Ayrshire's Local Fire and Rescue Plan and to provide committee members with other key Fire and Rescue Service updates

Recommendation For members to note the information contained within this report

1. Introduction

- 1.1 On the 1st October 2019, the Scottish Fire and Rescue Service (SFRS) laid before the Scottish Parliament its new Strategic Plan for the period 2019-22. As a result of this publication, the Service is legally obliged to review its existing Local Fire and Rescue Plans for all 32 local authorities across Scotland.
- 1.2 The priorities contained within the current North Ayrshire Local Fire and Rescue Plan were formally approved at the full Council. The continuation of these priorities has been agreed for the 2021/22 period, via the Police & Fire and Rescue Committee, and will be subject to ongoing monitoring via this forum.

2. Performance Summary

- 2.1 An analysis of operational responses within North Ayrshire for the period 1st April to 30th June 2022 identified a 10.9% decrease in activity levels across the local authority when compared to the corresponding period in 2021. A further review of the three years average indicated a 3% decrease in overall operational activity during a similar timeframe.
- 2.2 In reviewing operational activity on a broader level, false alarms accounted for 54.4% of all demand within North Ayrshire, with fire related and special service activity accounting for 32.2% and 13.4% respectively.
- 2.3 For the period 1st April to 30th June 2022, overall progress is being monitored across six indicators, utilising the three-year rolling average as basis of measuring performance. Year on year and the rolling three-year average figures are also used to review short and long terms changes in demand and trends.
- 2.4 Further analysis of this performance is provided within the associated performance report (Appendix A).

3. SFRS Updates

3.1 The consultation process for the draft SFRS Strategic Plan 2022-25 closed on the 10th July 2022. This will result in a review of the North Ayrshire Local Fire and Rescue Plan and its priorities on the publication of the new Strategic Plan.

3.2 The Local Senior Officer Area officially opened a Youth Volunteer Scheme at Kilwinning Community Fire Station on Thursday 28th April 2022. This programme contains young people from across the region, who will embark on a three-year programme until its completion or them reaching 18 years of age.

3.3 Managers from across the Local Senior Officer are continuing to participate in Carbon Literacy Training, via the North Ayrshire Community Planning Partnership.

This training will further support managers to closer align the principles contained within the [SFRS Climate Change Response Plan](#) to the environmental and sustainability objectives that are aligned to the Local Outcome Improvement Plan.

3.4 The Ayrshire Local Senior Officer Area has developed a post non-domestic approach to help reduce the number of fires occurring within non-domestic [relevant] premises. This process is designed to support the general principles of Community Wealth Building and further reduce the impact fire can have on the local economy.

3.5 Local teams from across the Ayrshire Local Senior Officer Area have participated in a series of national organisational Courageous Conversations on Race events.

These national development events were designed to enhance local teams understanding of the different needs of our diverse communities and to tailor service provisions more towards local needs; in line with the SFRS's decision making pathway for mainstreaming equalities.

These events were supported by representatives from Police Scotland, Ayrshire Division; who attended and actively enriched the conversations during the two-day event.

4. Proposal

It is proposed that members of the Police & Fire and Rescue Committee:

- a) Note the contents of the performance summary and associated report for the period 1st April to 30 June 2022.
- b) Note the SFRS updates.

5. Implications

5.1 No implications have been identified at this time in respect of service delivery within North Ayrshire.

6. Conclusion

- 6.1 Fire and Rescue Service activity is subject to regular monitoring and review and the local fire and rescue plan priorities identified within the Local Fire and Rescue Plan forms part of this reporting process.
- 6.2 Members of the Police & Fire and Rescue Committee will be kept up to date as to progress against the Local Fire and Rescue Plan and to any future fire and rescue service updates as they arise.

Area Commander Ian McMeekin
Local Senior Officer
East Ayrshire, North Ayrshire and South Ayrshire
Scottish Fire and Rescue Service

For further information please contact Area Commander Ian McMeekin 01294 606811



**North Ayrshire Performance Report
1st April 2022 - 30th June 2022**



**SCOTTISH
FIRE AND RESCUE SERVICE**
Working together for a safer Scotland

**Working together
for a safer Scotland**



North Ayrshire Performance Report

Table of Contents

Local Fire and Rescue Service Plan Priorities	3
North Ayrshire Activity Summary	4
Domestic Safety - Accidental Dwelling Fires	5
Domestic Safety - Accidental Dwelling Fire Casualties	6
Unintentional Injury and Harm	7
Deliberate Fire Setting	8
Non-Domestic Fire Safety	9
Unwanted Fire Alarm Signals	10
Prevention & Protection	11
Retained Duty System	11

Local Fire and Rescue Service Plan Priorities

The Local Fire and Rescue Service Plan has been developed to set out the priorities and objectives within North Ayrshire and allows our local authority partners to scrutinise the performance outcomes of these priorities. We will continue to work closely with our partners in North Ayrshire to ensure we are all “**Working Together for a Safer Scotland**” through targeting risks to our communities at a local level.

The plan has been developed to complement key partnership activity embedded across North Ayrshire's Community Planning Partnership. Through effective and co-ordinated partnership working we will seek to deliver continuous improvement in our performance and effective service delivery in our area of operations.

The Local Fire and Rescue Plan for North Ayrshire identified six areas for demand reduction and is subject to regular monitoring and reporting through the Police & Fire and Rescue Committee. A summary of the priorities and current activity is detailed below with further detail and analysis contained within this performance report.

	Accidental Dwelling Fires	Accidental Dwelling Fire Casualties	Unintentional Injury and Harm	Deliberate Fire Setting	Non-Domestic Fire Safety	Unwanted Fire Alarm Signals
Ardrossan & Arran	4	0	3	19	0	17
Dalry & West Kilbride	5	0	0	7	1	17
Irvine East	1	0	2	14	0	3
Irvine South	0	0	1	22	4	24
Irvine West	0	0	3	23	0	33
Kilbirnie & Beith	3	0	3	25	0	6
Kilwinning	2	2	0	27	2	15
North Coast & Cumbraes	5	1	2	5	0	13
Saltcoats	4	0	0	3	0	13
Stevenston	1	0	2	29	1	19
Total Incidents	25	3	16	174	8	160

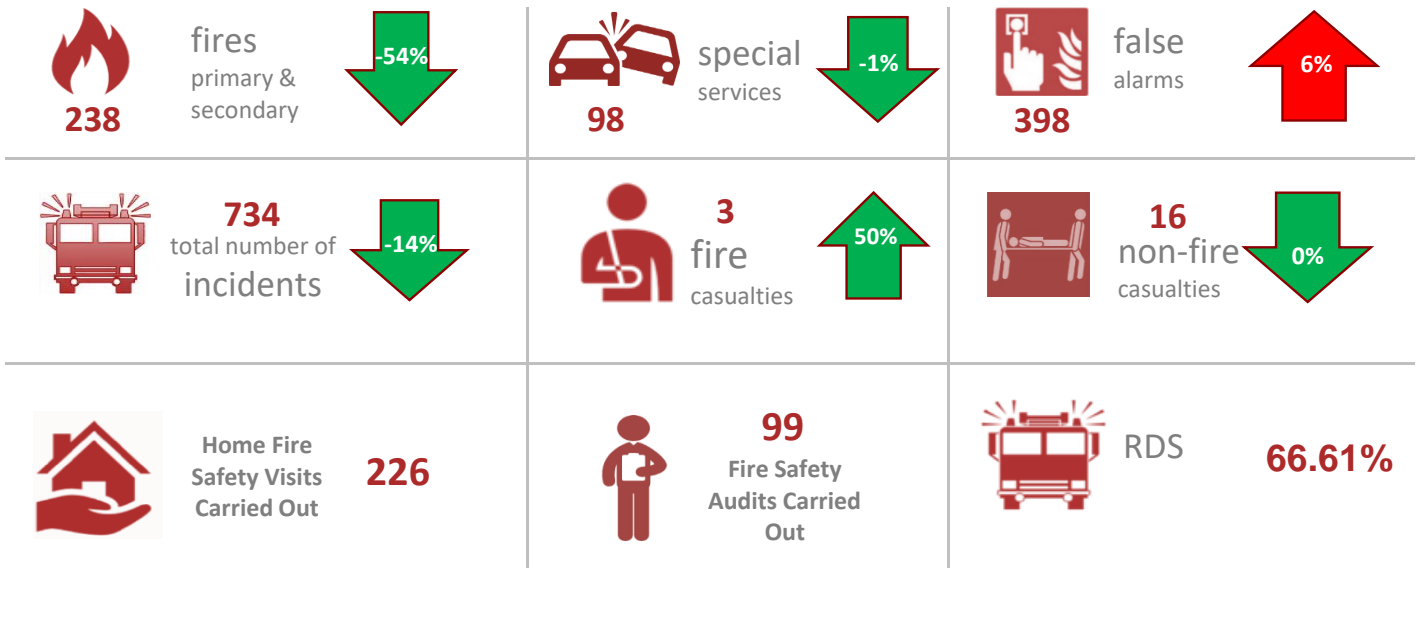
Year on Year Change	-32%	50%	0%	-34%	-11%	27%
3 Year Average Change	-12%	67%	-14%	-6%	-26%	-1%
5 Year Average Change	-6%	0%	-8%	-9%	4%	2%

About the statistics within this report

The activity totals and other statistics quoted within this report are published in the interests of transparency and openness. They are provisional in nature and subject to change as a result of ongoing quality assurance and review. Because all statistics quoted are provisional there may be a difference in the period totals quoted in our reports after local publication which result from revisions or additions to the data in our systems. The Scottish Government publishes official statistics each year which allow for comparisons to be made over longer periods of time.

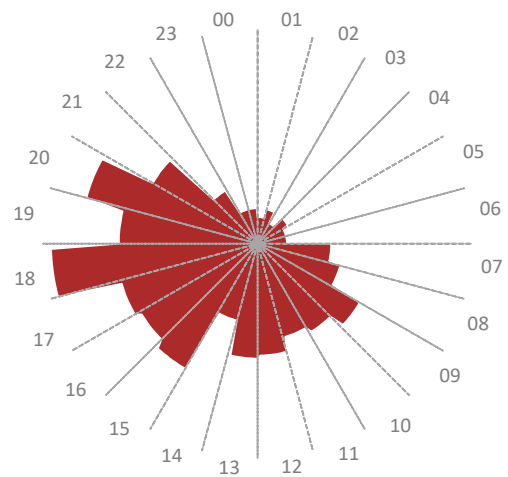
- Activity levels have reduced by more than 5%
- Activity levels have reduced by up to 5%
- Activity levels have increased overall

North Ayrshire Delivery Activity Summary

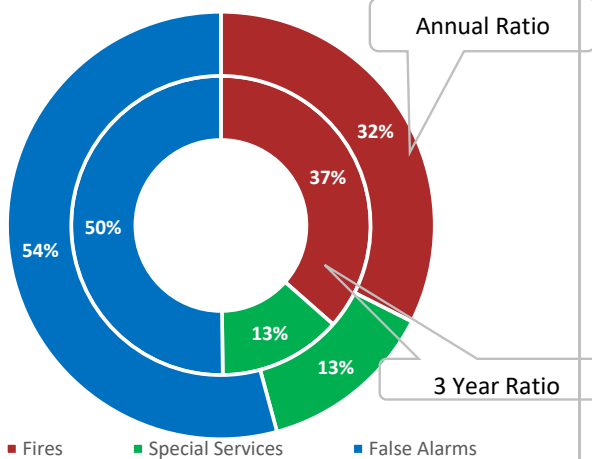


Activity by Time of Day


Hour (am)	Total	Hour (pm)	Total
Midnight	12	Mid-day	38
1am	9	1pm	39
2am	12	2pm	27
3am	8	3pm	49
4am	12	4pm	46
5am	10	5pm	48
6am	10	6pm	70
7am	25	7pm	47
8am	29	8pm	60
9am	40	9pm	41
10am	35	10pm	21
11am	33	11pm	12



Incidents by Classification



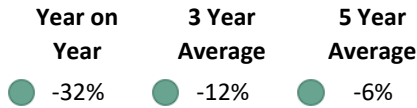
Top 15 Incident Types by % of Total Incidents



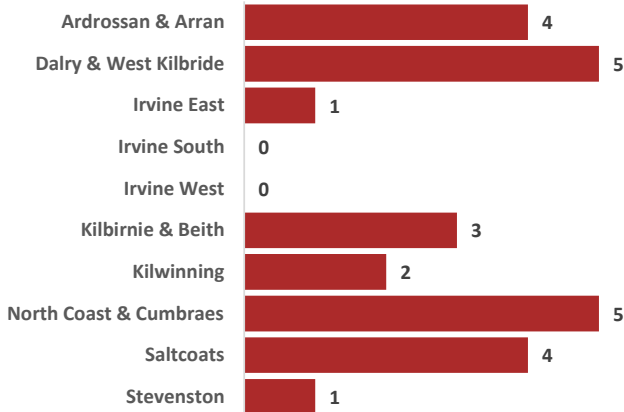
Domestic Safety - Accidental Dwelling Fires



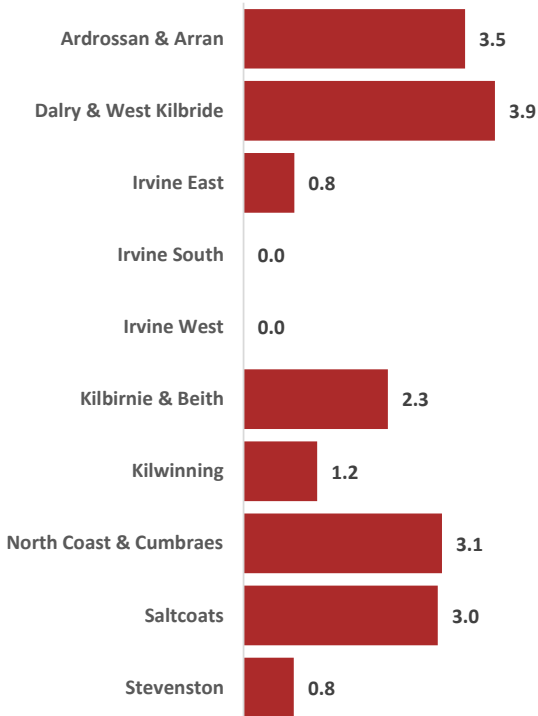
Performance Summary



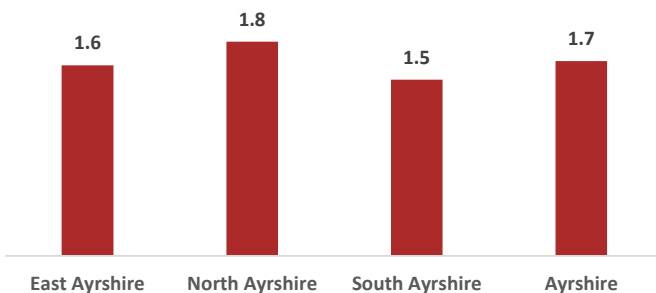
Accidental Dwelling Fires by Ward Area



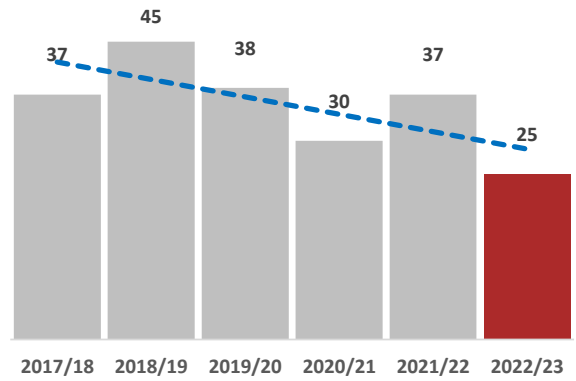
Incidents Per 10,000 Population - North Ayrshire



Incidents Per 10,000 Population - Ayrshire



Accidental Dwelling Fires to Date



Severity of Accidental Dwelling Fires



No Firefighting Action

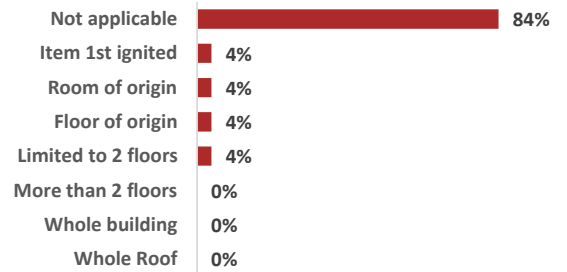
44%



Direct Firefighting

12%

Extent of Fire Damage



Automatic Detection & Actuation



Detection Present

80%



Detection Actuated


95%



Calls Made via Linked Alarms

16%

Human Factors



24%

Distraction



12%

Alcohol/Drug Impairment



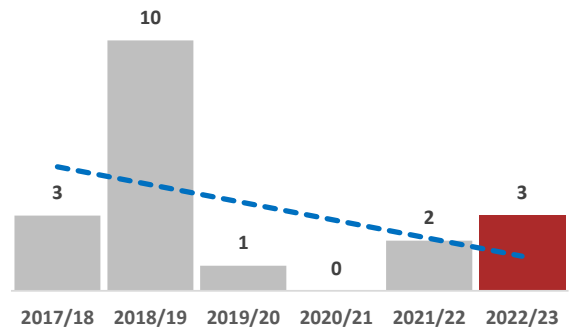
Domestic Safety - Accidental Dwelling Fire Casualties



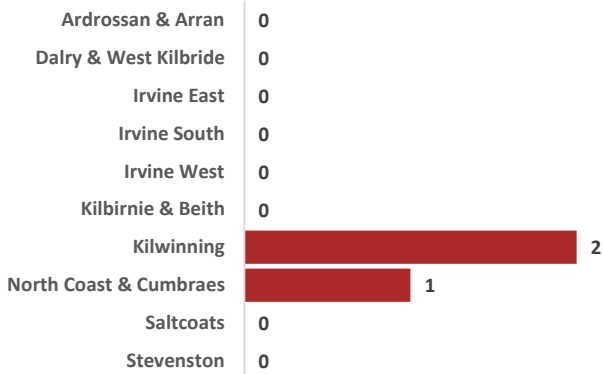
Performance Summary

Year on Year 50% 3 Year Average 67% 5 Year Average 0%

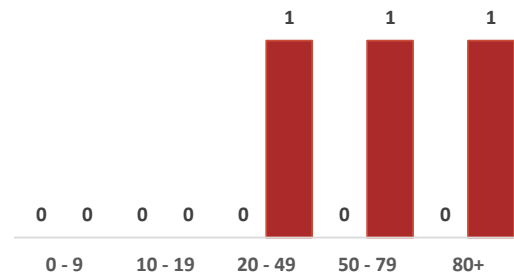
Accidental Dwelling Fire Casualties Year to Date



Fire Casualties by Ward Area



Age / Gender Profile



Casualties Per 10,000 Population - North Ayrshire



Extent of Harm



2

First Aid at Scene



Hospital Slight Injuries




Hospital Serious



0

Fatal Injuries

Casualties Per 10,000 Population - Ayrshire



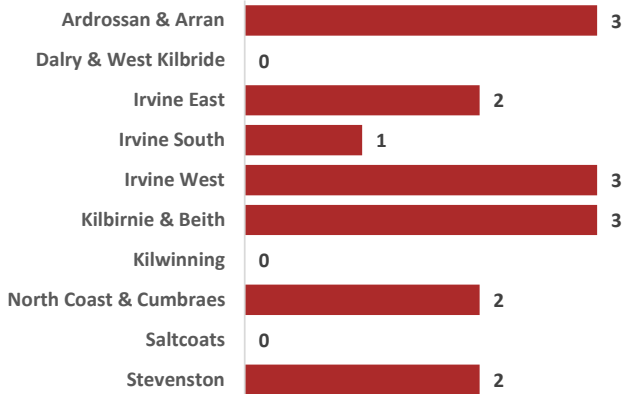
Unintentional Injury or Harm



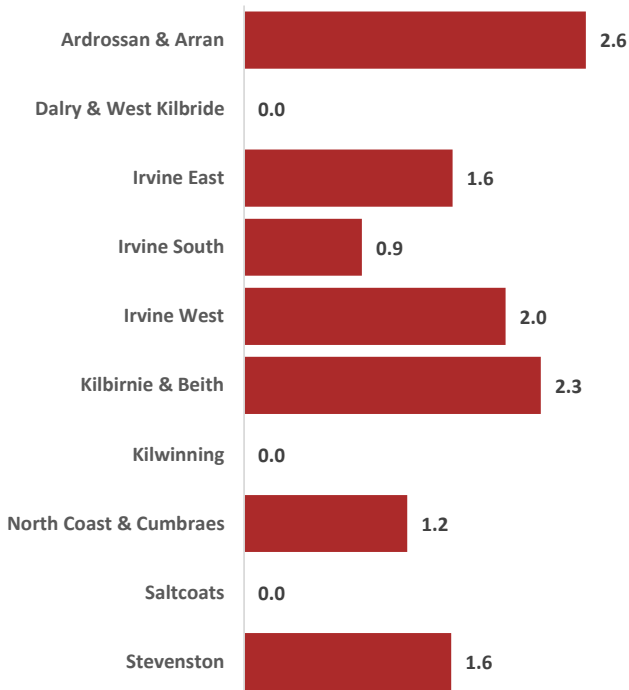
Performance Summary

Year on Year ▲ 0% 3 Year Average ● -14% 5 Year Average ● -8%

Non-Fire Casualties by Ward Area



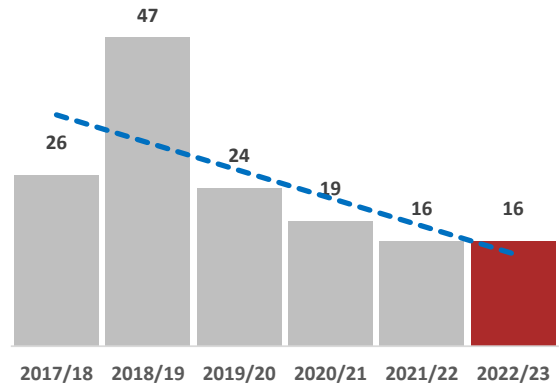
Casualties Per 10,000 Population - North Ayrshire



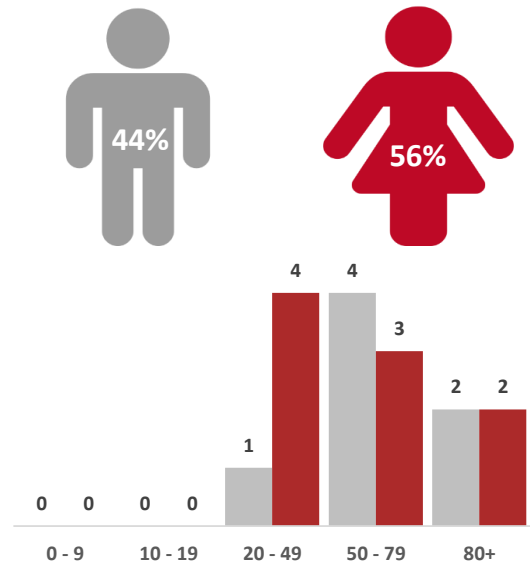
Non-Casualties Per 10,000 Population - Ayrshire



Special Service Casualties Year to Date



Age / Gender Profile



Extent of Harm



1

First Aid at Scene



6

Hospital Slight Injuries



4

Hospital Serious



Fatal Injuries



Road Traffic Collision

31%



Water Rescue

6%



Assisting Other Agencies

50%



All Other Incidents

13%

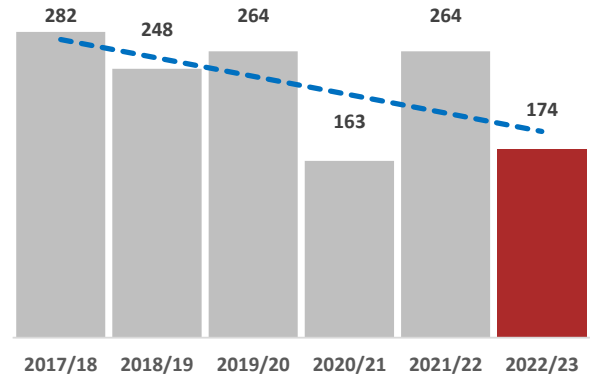
Deliberate Fire Setting



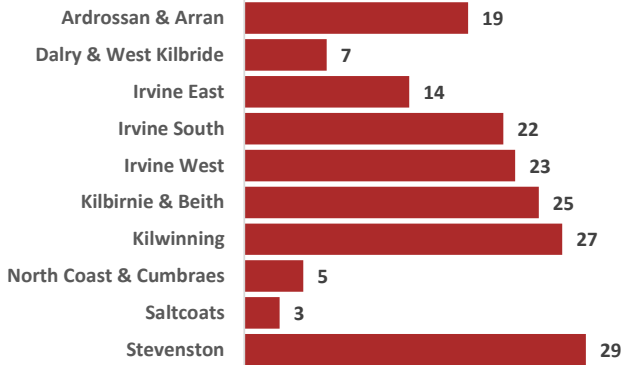
Performance Summary

Year on Year **-34%** 3 Year Average **-13%** 5 Year Average **-9%**

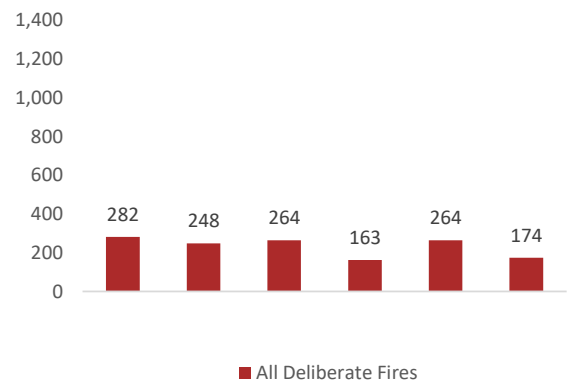
Deliberate Fires Year to Date



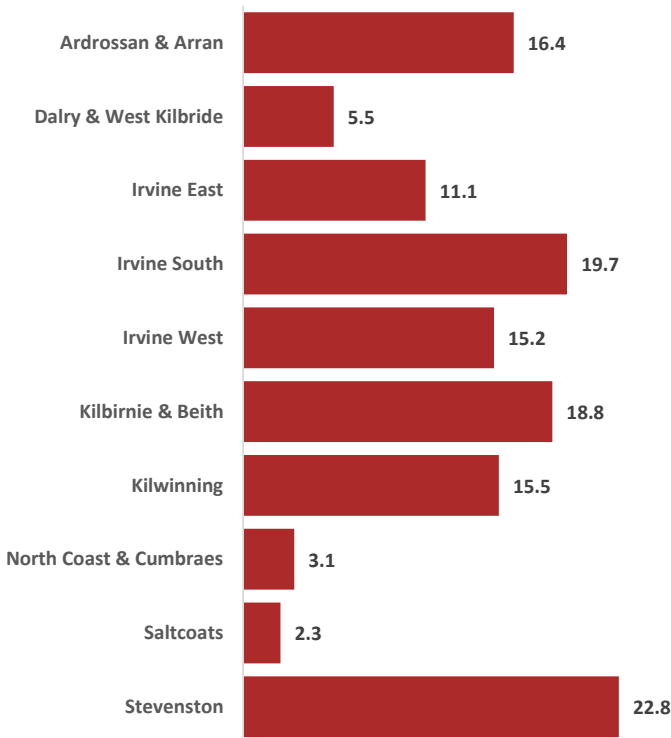
Deliberate Fires by Ward Area



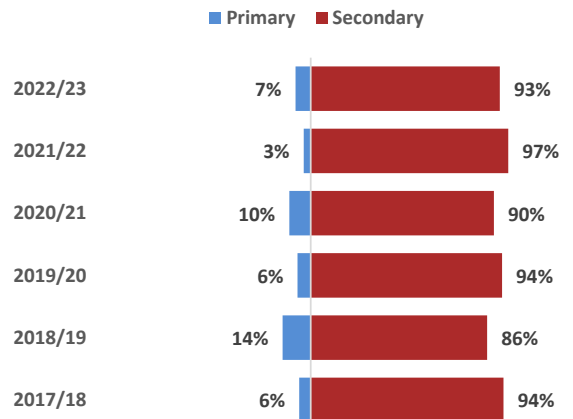
Deliberate Fires Compared to Operational Activity



Incidents Per 10,000 Population - North Ayrshire



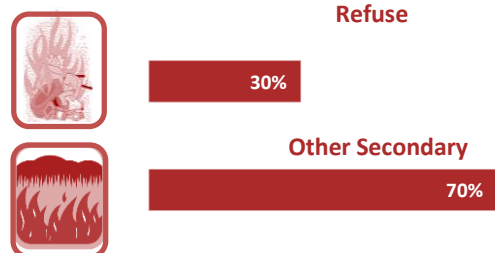
Deliberate Fires by Classification



Incidents Per 10,000 Population - Ayrshire



Secondary Fire Ratio by Activity Type



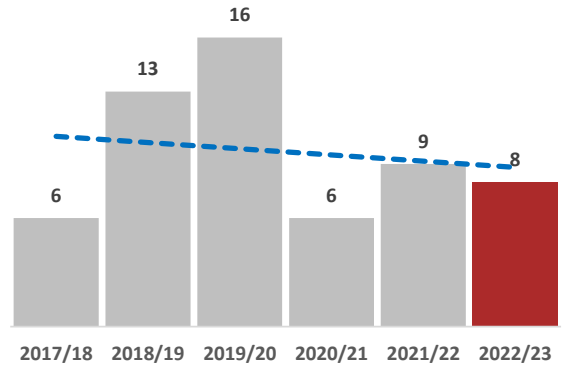
Non-Domestic Fire Safety



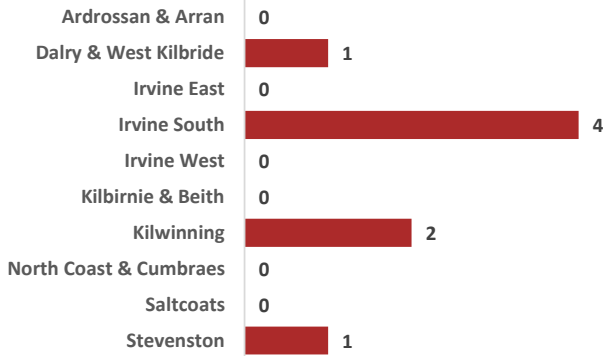
Performance Summary

Year on Year **-11%** 3 Year Average **-26%** 5 Year Average **4%**

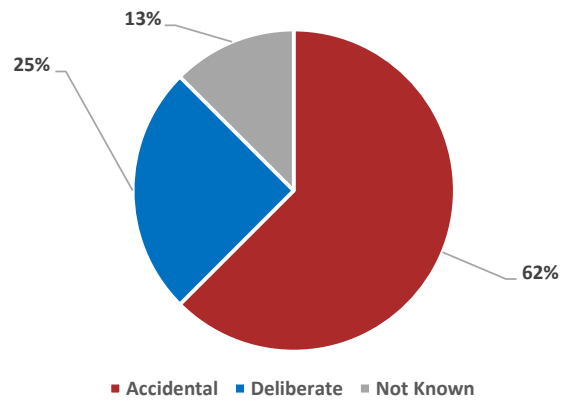
Non-Domestic Fires Year to Date



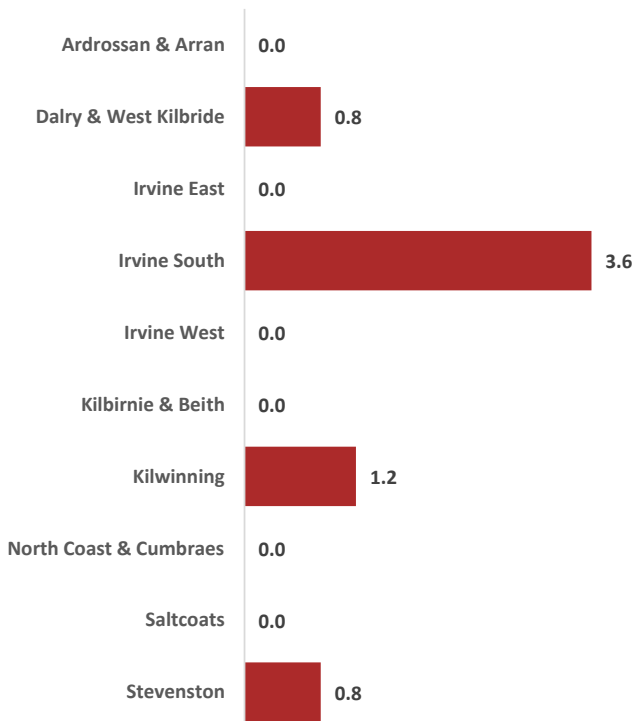
Non-Domestic Fires by Ward Area



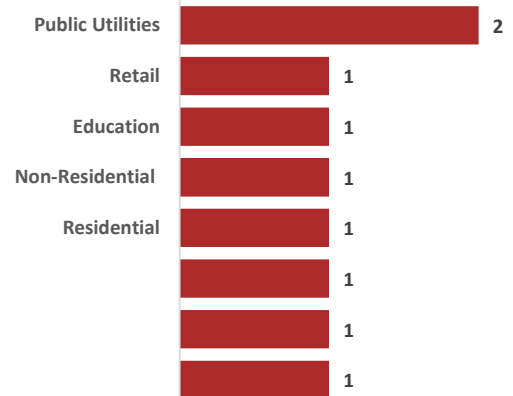
Non-Domestic Fires by Nature of Origin



Incidents Per 10,000 Population - North Ayrshire



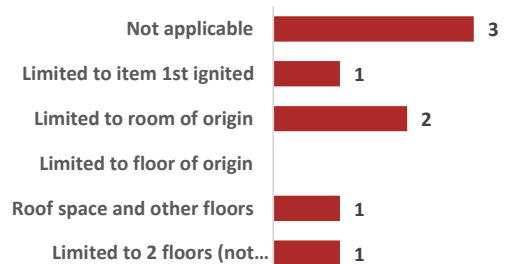
Non-Domestic Fires by Premises Type



Incidents Per 10,000 Population - Ayrshire



Extent of Fire Damage



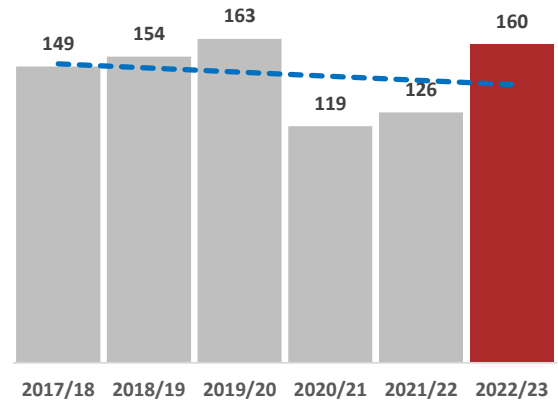
Unwanted Fire Alarm Signals



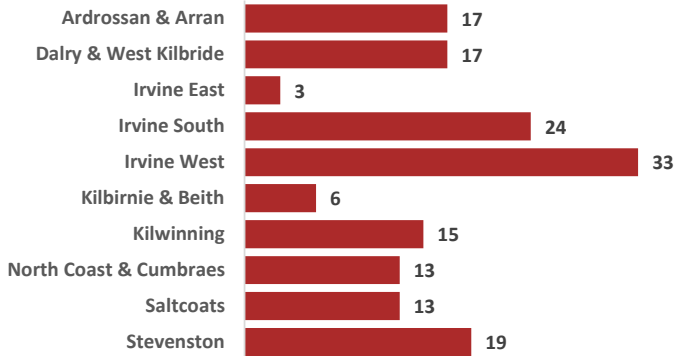
Performance Summary

Year on Year **27%** ◆ 3 Year Average **-1%** ▲ 5 Year Average **2%** ◆

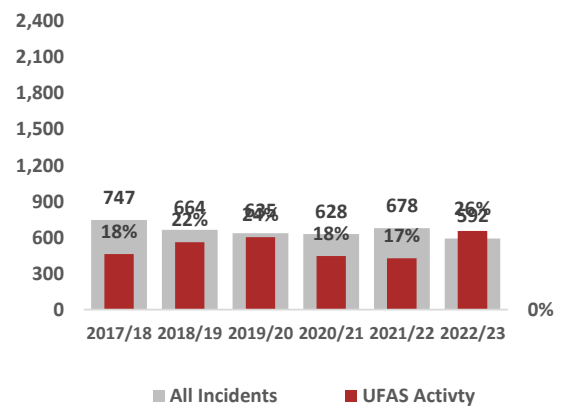
Unwanted Fire Alarm Signals Year to Date



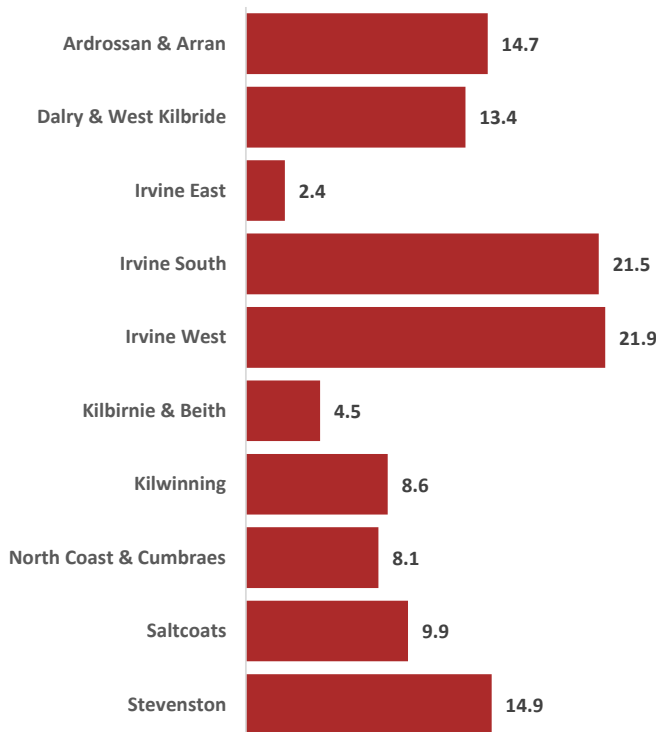
Unwanted Fire Alarms Signals by Ward Area



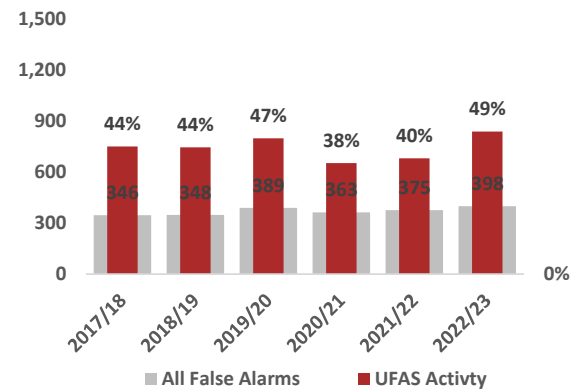
UFAS Percentage Against all Incidents



Incidents Per 10,000 Population - North Ayrshire



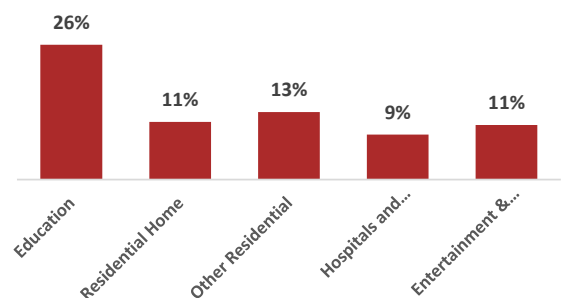
UFAS Percentage Against all False Alarms



Incidents Per 10,000 Population - Ayrshire



Unwanted Fire Alarm Signals - Top 5 Premises



Home Fire Safety Visits



226
Home Fire
Safety Visits
Carried Out

631

Smoke Detectors Fitted
During Home Fire Safety
Visits

Percentage of High Risk
Home Fire Safety Visits
Carried Out
29%

Percentage of Visits Carried Out
Following Attendance at an
Incident
39%

Fire Safety Audits



Fire Safety
Audits Carried
Out
99



New Audits
88%



Re-Audits
2%



Post Fire Audits
10%



Complaint Audits
0%



Broadly Compliant **2%**



Areas of Improvement **89%**



Notice of Deficiencies **8%**



Enforcement Notice **0%**



Prohibition Notice **2%**

Retained Duty System

Appliance Availability	Mon - Fri (08:00 - 18:00)	Mon - Thu (18:00 - 08:00)	Weekend (Fri 18:00 - Mon 08:00)	Total
Ardrossan	38.26%	93.06%	82.95%	73.01%
Dreghorn	17.63%	69.48%	58.37%	49.95%
Dalry	15.76%	71.90%	49.46%	46.91%
Beith	56.55%	70.25%	75.88%	68.24%
Kilbirnie	32.74%	21.13%	38.04%	30.81%
Largs	89.77%	91.02%	88.86%	89.85%
Skelmorlie	23.26%	41.96%	32.73%	32.99%
Millport - 1	92.84%	96.99%	87.66%	92.32%
Millport - 2	55.13%	76.85%	35.53%	55.17%
Brodick	98.29%	98.52%	97.82%	98.19%
Lamlash	95.61%	96.17%	94.15%	95.26%
North Ayrshire	55.99%	85.33%	67.40%	66.61%
Ayrshire	70.18%	96.28%	90.41%	86.36%

Total Mobilisations	Total Time Deployed	No. of Personnel	Contracts
43	25:07:23	8	600%
84	44:15:21	11	900%
45	22:31:56	8	625%
86	51:58:36	12	1050%
65	33:00:01	7	600%
78	44:44:42	11	850%
17	6:59:40	7	525%
4	2:16:20	13	1250%
13	8:09:28	8	800%
10	7:41:11	10	950%

Glossary of Terms

Term - What it means

ADF

Accidental Dwelling Fire

CSET

Community Safety Engagement Toolkit is a internal IT system used to record home fire safety visits and community safety activities

FSET

Fire Safety Experiential Training is a bespoke training programme developed by the Scottish Fire and Rescue Service in Ayrshire and delivered to community planning partners to raise awareness of fire safety within the domestic environment

HFSV

Home Fire Safety Visit

PDIR

Post Domestic Incident Response, a term used by Prevention and Protection Directorate to indicate actions taken following attendance at a fire or other incident in the home. PDIRs include amongst things the offer of a free follow-up home fire safety visit

Primary Fires

These include all fires in buildings, vehicles and outdoor structures or any fire involving casualties, rescues or fires attended by five or more appliances

RDS

Retained Duty System. Professional on call firefighters who may have other primary employment responsibilities outside the Fire and Rescue Service but respond to emergency calls within their local area as and when required

RTC

Road Traffic Collision

Secondary Fires

These are the majority of outdoor fires including grassland and refuse fires unless they involve casualties or rescues, property loss or fire or more appliances attend. They include fires in single derelict buildings

Special Service

Calls to incidents which are not fires or false alarms such as RTCs, rescues, flooding, incidents involving hazardous materials or the provision of assistance to other agencies

UFAS

Unwanted Fire Alarm Signals. When an automatic fire detection and alarm system is activated as a result of anything other than an actual fire the activation is classed as a false alarm. If an attendance is made to such an event by the Scottish Fire and Rescue Service, then the event is recorded as an UFAS incident