



North Ayrshire Council  
Comhairle Siorrachd Àir a Tuath

## **Police and Fire and Rescue Committee**

A meeting of the **Police and Fire and Rescue Committee** of North Ayrshire Council will be held remotely on **Tuesday, 27 October 2020** at **14:00** to consider the undernoted business.

### **Arrangements in Terms of COVID-19**

In light of the current COVID-19 pandemic, this meeting will be held remotely in accordance with the provisions of the Local Government (Scotland) Act 2003. Where possible, the meeting will be live-streamed and available to view at <https://north-ayrshire.public-i.tv/core/portal/home>. In the event that live-streaming is not possible, a recording of the meeting will instead be available to view at this location.

#### **1 Apologies**

#### **2 Welcome and Introductions**

#### **3 Declarations of Interest**

Members are requested to give notice of any declarations of interest in respect of items of business on the Agenda.

#### **4 Minutes**

The accuracy of the Minutes of the meeting held on 25 August 2020 will be confirmed and the Minutes signed in accordance with Paragraph 7 (1) of Schedule 1 of the Local Government (Scotland) Act 1973 (copy enclosed).

#### **5 Chair and Vice-Chair Verbal Updates**

- 6 Scottish Fire and Rescue Service Performance and Service Updates**  
Submit report by Scottish Fire and Rescue Service on performance in relation to North Ayrshire for the period 1 April - 30 September 2020 (copy enclosed).
- 7 Police Scotland Performance Report**  
Submit report by Police Scotland on performance in relation to North Ayrshire Local Police Plan for the period 1 April to 30 September 2020 (copy enclosed).
- 8 Urgent Items**  
Any other items which the Chair considers to be urgent.

**Webcasting - Virtual Meeting**

Please note: this meeting may be recorded/live-streamed to the Council's internet site, where it will be capable of repeated viewing. At the start of the meeting, the Provost/Chair will confirm if all or part of the meeting is being recorded/live-streamed.

You should be aware that the Council is a Data Controller under the Data Protection Act 2018. Data collected during the webcast will be retained in accordance with the Council's published policy, including, but not limited to, for the purpose of keeping historical records and making those records available via the Council's internet site.

If you are participating in this meeting by invitation, you are consenting to being filmed and consenting to the use and storage of those images and sound recordings and any information pertaining to you contained in the them live-streaming/recording or training purposes and for the purpose of keeping historical records and making those records available to the public. If you do not wish to participate in a recording, you should leave the 'virtual meeting'. This will constitute your revocation of consent.

If you have any queries regarding this, please contact [dataprotectionofficer@north-ayrshire.gov.uk](mailto:dataprotectionofficer@north-ayrshire.gov.uk).

---

## **Police and Fire and Rescue Committee Sederunt**

---

John Glover (Chair)  
Todd Ferguson  
Ellen McMaster  
Davina McTiernan  
Jimmy Miller  
Donald L Reid  
Angela Stephen

Chair:

Apologies:

Attending:

**Police and Fire and Rescue Committee  
25 August 2020**

Agenda Item 4

**25 August 2020** - At a Virtual Meeting of the Police and Fire and Rescue Committee of North Ayrshire Council at 2.00 p.m.

**Present**

John Glover, Jimmy Miller, Ellen McMaster, Davina McTiernan and Donald L. Reid.

**In Attendance**

A. Craig, Senior Manager (Legal Services), A. Little and E Gray, Committee Services Officers (Chief Executive's Service) and M. Lindsay, Senior Customer Officer (People and ICT).

**Also In Attendance**

Chief Superintendent Hussain, Chief Inspector B. Shaw (Police Scotland); Area Commander I. McMeekin, K. Hankinson, C. Clark and P Storrie (Scottish Fire and Rescue Service).

**Chair**

Councillor Glover in the Chair.

**Apologies**

Todd Ferguson.

**1. Declarations of Interest**

There were no declarations of interest by Members in terms of Standing Order 10 and Section 5 of the Code of Conduct for Councillors.

**2. Minutes**

The Minutes of the Meeting of the Committee held on 4 February 2020 were confirmed and signed in accordance with Paragraph 7 (1) of Schedule 7 of the Local Government (Scotland) Act 1973.

**3. Welcome and Introductions**

The Chair welcomed everyone to the meeting.

**4. Chair and Vice Chair Verbal Updates**

The Chair expressed his appreciation for the updates that had been provided to Members by Police Scotland and Council staff in relation to the anticipated gatherings at Irvine Beach Park and the Safer Shores operation.

## **5 Scottish Fire and Rescue Service Performance Report**

Submitted report by the Scottish Fire and Rescue Service (SFRS) which provided information on the progress against the North Ayrshire Local Fire and Rescue Plan for the period April 2019 – March 2020.

The report identified an 3% increase in activity levels across North Ayrshire compared to the previous year. Progress against the six agreed performance indicators noted that all indicators had seen a reduction in their respective 3-year average. Statistical information provided, illustrated reductions in domestic accidental dwelling fires (8%) and casualties (47%), unintentional injury and harm (38%), deliberate fire setting (2%), non-domestic fire safety (6%), and unwanted fire alarm signals (7%). Attendance at false alarms and special service incidents had accounted for 7% and 2% respectively. Data on Home Fire Safety Visits, Fire Safety Audits and the retained duty system was also provided within the report.

The Committee was provided with details of the fire skills courses for young people to prevent deliberate fire setting and partnership work with the Campus Cops and Locality Policing Teams to address this area within North Ayrshire. The Committee was also advised of engagement and preventative work with the caravan site at Sandylands following a recent caravan fire.

The Committee agreed to note the report.

## **6. Scottish Fire and Rescue Service - Quarter 1 Performance Report**

Submitted report by Scottish Fire and Rescue Service on performance in relation to North Ayrshire for the period 1 April - 30 June 2020.

The report highlighted there had been a reduction of 16% in the total number of incidents during Quarter 1. Of the 698 incidents, 228 had been primary and secondary fires, 104 special services and 367 false alarms. One Fire Safety Audit and 101 Home Fire Safety Visits had been undertaken during this period. Consultation will shortly begin with partners and the Committee on the Scottish Fire and Rescue Service Local Plans.

The Committee was also advised of the successful implementation of the Disruptive Weather Plan following flooding in Glengarnock.

The Committee expressed its appreciation for the full and informative report.

Noted.

## **7. Police Scotland Performance Report**

Submitted report by Police Scotland on performance in relation to the North Ayrshire Local Police Plan for the period from 1 April 2019 to 31 March 2020.

The report provided details of North Ayrshire's performance including a 1.8% rise in the total number of crimes. The executive summary outlined progress in the priority areas of drug supply and misuse, violence and anti-social behaviour, dishonesty and road safety. Statistical and contextual information was provided in respect of recorded incidents that included:-

- An increasing trend in the number of sexual crimes, with non-recent crimes recorded at their highest ever level;
- The lowering of the terrorism and domestic extremism threat level to Substantial;
- A reduction in serious violent crime and serious assaults and a small increase in the number of assaults on Police Officers and other emergency workers;
- An increase in domestic abuse crime, with non-recent reports of abuse continuing to rise;
- Little change in the number of hate crimes reported;
- A significant reduction in the number of people killed or injured on our roads;
- The lowest ever number of housebreakings and an increase in detection rates; and
- Data on public confidence complaints and user satisfaction.

Noted.

## **8. Police Scotland Performance Report – Quarter 1 Performance Report**

Submit report by Police Scotland on performance in relation to North Ayrshire Local Police Plan for the period 1 April - 31 July 2020.

The report provided details of North Ayrshire's performance including a 6.7% decrease in the total number of crimes recorded during Quarter 1. Whilst the impact of Covid-19 on crime and offence levels may not be known for some time, there had been a decrease in several crime areas, which included minor violent crime, sexual crimes, fire-raising/vandalism, shoplifting, drug supply and speeding. An increase had been recorded in motor vehicle crimes, fraud and driving without insurance. Operation TALLA had been established to deliver a full response to the Covid-19 pandemic and the report outlined the strategic objectives set for the operation.

Members asked questions and were provided with further information in relation to:-

- support that was provided to some local licensed premises to ensure social distancing measures were in place and being adhered to;
- a few fixed penalty notices that had been issued to individuals who had flouted social distancing rules;
- the co-operation of young people in the early stages of lockdown and challenges that will be faced as larger gatherings are permitted;
- work with schools by the Locality Policing Teams and Campus Cops to reinforce measures at each stage of the Scottish Government's road map through and out of the crisis;
- stringent criteria that requires to be met for any firearm operations in Scotland;

- the nature of transphobic hate crime and the support that is provided to the victims of transphobic hate crime by Police Scotland in partnership with the Council's Anti-Social Behaviour Team;
- Further work that will be done by Campus Cops, in conjunction with Environmental Health and shopkeepers around local schools, to reinforce the message on the requirement for secondary pupils to wear face coverings in shops; and
- That a young male had been apprehended and reported to the Procurator Fiscal in relation to the caravan fire at Sandylands.

The Committee acknowledged the excellent work by Police Scotland and Scottish Fire and Rescue Services in Glengarnock following the recent flooding and expressed its appreciation for the full and informative report.

Noted.

Councillor Miller left the meeting at this point.

## **7. Scottish Fire and Rescue Service Consultation on Local Plans**

Submitted report by the Senior Manager (Legal Services) on the response submitted to the consultation on Scottish Fire and Rescue Service's Local Plans, which was being revised to reflect the new Strategic Plan.

The response, attached at Appendix 1 to the report and submitted prior to the deadline of 18 March 2020, highlighted the importance of the local Scottish Fire and Rescue Service (SFRS) continuing to be able to respond to emergencies as core functions as well as the preventative strategy to improve outcomes or communities and protect people from harm. The excellent service provided locally by SFRS was acknowledged.

The Committee agreed to (a) note (i) the response submitted on behalf of the Committee in respect of SFRS Local Plans; and (ii) that further consultation was being proposed by the Area Commander on the Local Plan; and (b) agreed that the response to the consultation be coordinated by the Senior Manager, Legal Services and a response prepared in consultation with the Chair.

## **8. Scottish Police Authority Consultation on Joint Strategy for Policing 2020**

Submitted report by the Senior Manager (Legal Services) on the response submitted to the consultation on the Joint Strategy for Policing, which was being revised following the Scottish Government's update of its Strategic Police Priorities.

The response, attached at Appendix 1 to the report and submitted prior to the deadline of 2 March 2020, welcomed the priorities suggested by the Scottish Police Authority and confirmed the Council looks forward to continuing to work in partnership with the Police to improve outcomes for our communities.

Noted.

The meeting ended at 3.50 p.m.

**Police & Fire and Rescue Committee – 27<sup>th</sup> October 2020**

---

**Subject** Performance Report and Service updates

---

**Purpose** To advise members of the Police and Fire Committee as to progress against North Ayrshire's Local Fire and Rescue Plan and to provide committee members with other key Fire and Rescue Service updates

---

**Recommendation** For members to note the information contained within this report

---

**1. Introduction**

- 1.1 On the 1st October 2019, the Scottish Fire and Rescue Service (SFRS) laid before the Scottish Parliament its new Strategic Plan for the period 2019-22. As a result of this publication, the Service is legally obliged to review its existing Local Fire and Rescue Plans for all 32 local authorities across Scotland.
- 1.2 As a result of the introduction of a new Strategic Plan for the 2019/22 period, a review of the existing North Ayrshire Local Fire and Rescue Plan has since taken place. The priorities contained within the existing plan will remain until this review has been completed and approved.

**2. Performance Summary**

- 2.1 An analysis of operational responses within North Ayrshire for the period 1<sup>st</sup> April to 30<sup>th</sup> September 2020 identified a 8% decrease in activity levels across the local authority when compared to the corresponding period in 2019. A further review of the three years average indicated a 1% increase in overall operational activity over the six-month period.
- 2.2 In reviewing operational activity on a broader level, false alarms accounted for 55.51% of all demand within North Ayrshire, with fire related and special service activity accounting for 27.93% and 16.55% respectively.
- 2.3 For the period 1<sup>st</sup> April to 31<sup>th</sup> September 2020, overall progress is being monitored across six indicators, utilising the three-year rolling average as basis of measuring performance. Year on year and the rolling three-year average figures are also used to review short and long terms changes in demand and trends.

- 2.4 Utilising the defined approach in Section 2.3, review of performance against these six indicators identified three indicators are below, one indicator remains unchanged and two are above the three-year average. One indicator has seen a reduction in the three-year average by more than 20% and three others have reduced by 8% and 4%.
- 2.5 Further analysis of this performance is provided within the associated performance report [Appendix A].

### **3. SFRS Updates**

- 3.1 The Ayrshire Local Senior Officer (LSO) Area has been successful in its recent bid for an additional two Rural Support Officers. These posts will be primarily based within the North and South Ayrshire local authority areas; with one of these positions focusing on supporting stations and communities within the North Coast, Three Towns and Arran areas of North Ayrshire.
- 3.2 An examination of how the COVID-19 pandemic has impacted on local operational activity, between the 23<sup>rd</sup> of March to 31<sup>st</sup> August 2020 has been compiled and is included with Appendix B of this report.
- 3.3 Group Commander Paul Blackwood has recently been appointed to the role of Head of Competence, Assurance and Development within the Ayrshire LSO Area and will replace Group Commander Alan Coughtrie who has since moved to East Renfrewshire, Renfrewshire and Inverclyde LSO Area.

### **4. Proposal**

It is proposed that members of the Police & Fire and Rescue Committee:

- a) Note the contents of the performance summary and associated report for the period 1<sup>st</sup> April to 30<sup>th</sup> September 2020.
- b) Note the SFRS updates.

### **5. Implications**

- 5.1 No implications have been identified at this time in respect of service delivery within North Ayrshire.

### **6. Conclusion**

- 6.1 Fire and rescue service activity is subject to regular monitoring and review and the local fire and rescue plan priorities identified within the Local Fire and Rescue Plan forms part of this reporting process.
- 6.2 Members of the Police & Fire and Rescue Committee will be kept up to date as to progress against the Local Fire and Rescue Plan and to any future fire and rescue service updates as they arise.

**Area Commander Ian McMeekin**  
**Local Senior Officer**  
**East Ayrshire, North Ayrshire and South Ayrshire**  
**Scottish Fire and Rescue Service**

*For further information please contact Area Commander Ian McMeekin 01294 606811*



**North Ayrshire Performance Report  
1st April 2020 - 30th September 2020**



**SCOTTISH**  
**FIRE AND RESCUE SERVICE**  
Working together for a safer Scotland

**Working together  
for a safer Scotland**



# North Ayrshire Performance Report

---

## Table of Contents

Local Fire and Rescue Service Plan Priorities	3
North Ayrshire Activity Summary	4
Domestic Safety - Accidental Dwelling Fires	5
Domestic Safety - Accidental Dwelling Fire Casualties	6
Unintentional Injury and Harm	7
Deliberate Fire Setting	8
Non-Domestic Fire Safety	9
Unwanted Fire Alarm Signals	10
Prevention & Protection	11
Retained Duty System	11

# Local Fire and Rescue Service Plan Priorities

The Local Fire and Rescue Service Plan has been developed to set out the priorities and objectives within North Ayrshire and allows our local authority partners to scrutinise the performance outcomes of these priorities. We will continue to work closely with our partners in North Ayrshire to ensure we are all “**Working Together for a Safer Scotland**” through targeting risks to our communities at a local level.

The plan has been developed to complement key partnership activity embedded across North Ayrshire's Community Planning Partnership. Through effective and co-ordinated partnership working we will seek to deliver continuous improvement in our performance and effective service delivery in our area of operations.

The Local Fire and Rescue Plan for North Ayrshire identified six areas for demand reduction and is subject to regular monitoring and reporting through the Police & Fire and Rescue Committee. A summary of the priorities and current activity is detailed below with further detail and analysis contained within this performance report.

	Accidental Dwelling Fires	Accidental Dwelling Fire Casualties	Unintentional Injury and Harm	Deliberate Fire Setting	Non-Domestic Fire Safety	Unwanted Fire Alarm Signals
Ardrossan & Arran	5	1	6	24	1	35
Dalry & West Kilbride	8	2	6	26	2	27
Irvine East	6	0	2	16	2	5
Irvine South	4	0	5	45	6	67
Irvine West	9	0	4	27	2	59
Kilbirnie & Beith	4	0	7	21	1	14
Kilwinning	5	0	4	44	1	20
North Coast & Cumbraes	4	0	2	9	3	19
Saltcoats	14	3	3	15	1	23
Stevenston	7	5	3	30	2	25
<b>Total Incidents</b>	<b>66</b>	<b>11</b>	<b>42</b>	<b>257</b>	<b>21</b>	<b>294</b>

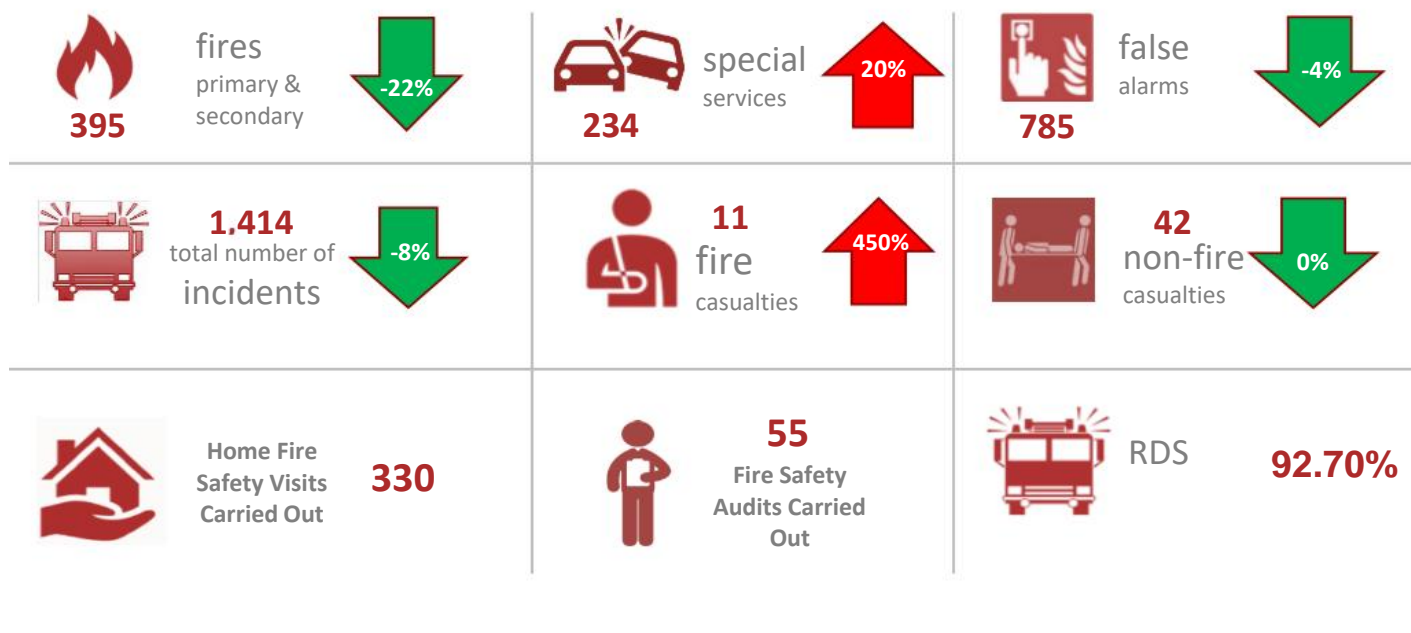
<b>Year on Year Change</b>	● -6%	◆ 450%	▲ 0%	● -35%	● -36%	● -14%
<b>3 Year Average Change</b>	▲ -4%	◆ 21%	● -6%	● -8%	● -7%	▲ -3%
<b>5 Year Average Change</b>	▲ -2%	● -16%	● -6%	▲ -2%	● -9%	◆ 4%

## About the statistics within this report

The activity totals and other statistics quoted within this report are published in the interests of transparency and openness. They are provisional in nature and subject to change as a result of ongoing quality assurance and review. Because all statistics quoted are provisional there may be a difference in the period totals quoted in our reports after local publication which result from revisions or additions to the data in our systems. The Scottish Government publishes official statistics each year which allow for comparisons to be made over longer periods of time.

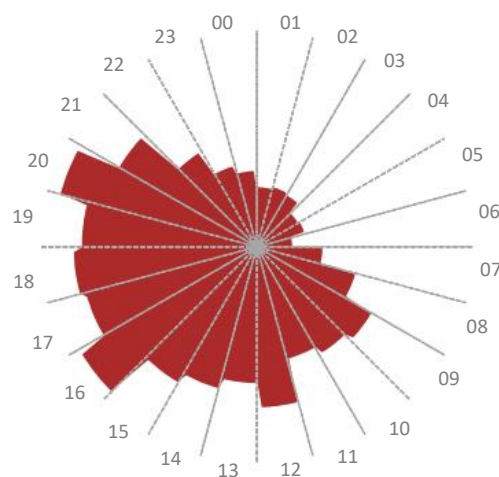
- Activity levels have reduced by more than 5%
- ▲ Activity levels have reduced by up to 5%
- ◆ Activity levels have increased overall

# North Ayrshire Delivery Activity Summary

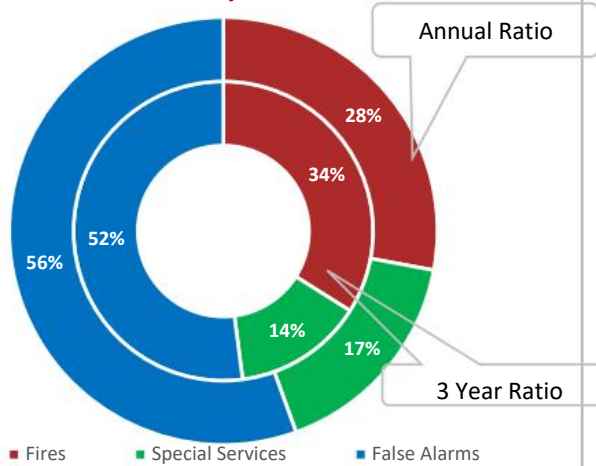


## Activity by Time of Day

Hour (am)	Total	Hour (pm)	Total
Midnight	38	Mid-day	80
1am	30	1pm	68
2am	31	2pm	73
3am	30	3pm	78
4am	24	4pm	102
5am	25	5pm	88
6am	18	6pm	91
7am	33	7pm	87
8am	51	8pm	101
9am	66	9pm	79
10am	62	10pm	55
11am	58	11pm	42



## Incidents by Classification



## Top 15 Incident Types by % of Total Incidents

False Alarm (Dwelling)	20.86%
False Alarm (UFAS)	20.79%
False Alarm (Good Intent)	13.30%
Outdoor Fire	11.03%
Refuse Fire	7.64%
Dwelling Fire	5.45%
Special Service - Effecting...	5.23%
Special Service - Flooding	2.26%
Special Service - Assist other...	1.91%
Special Service - No action (not...	1.84%
Other Building Fire	1.56%
Special Service - RTC	1.34%
Vehicle Fire	1.27%
Special Service - Other...	0.92%
Other Primary Fire	0.92%

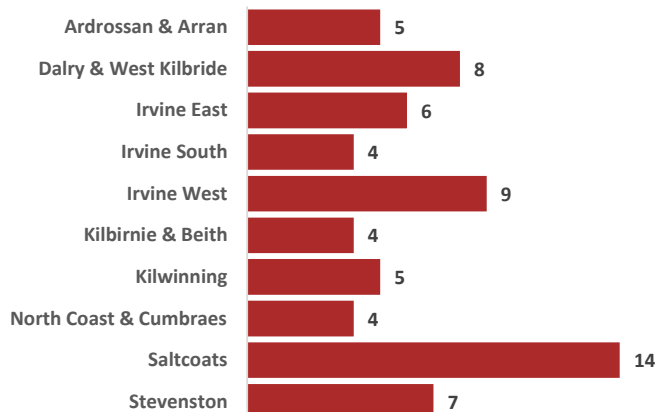
# Domestic Safety - Accidental Dwelling Fires



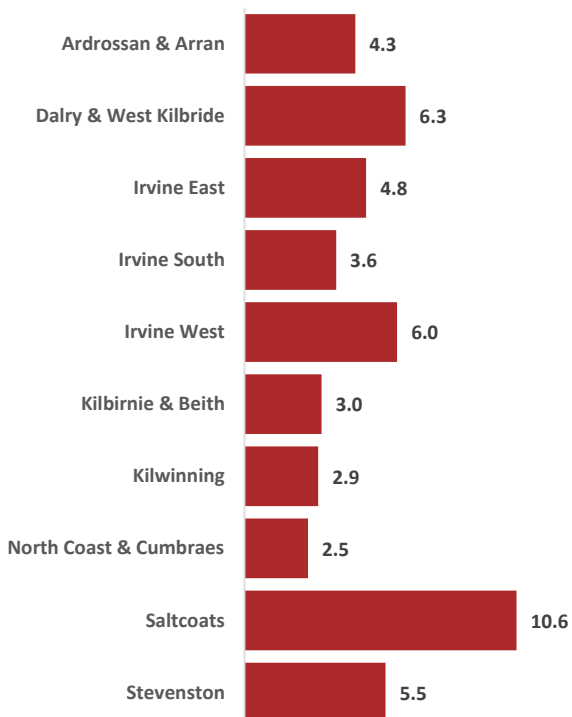
## Performance Summary



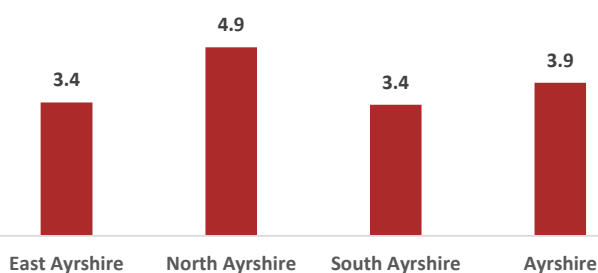
## Accidental Dwelling Fires by Ward Area



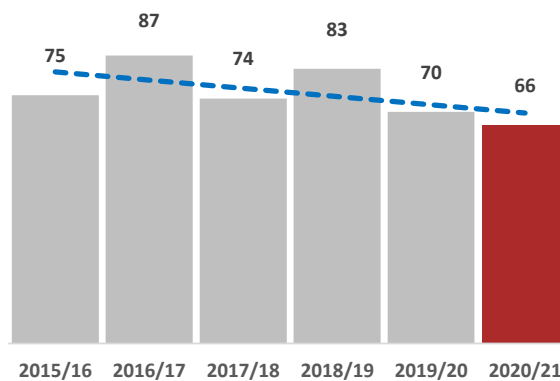
## Incidents Per 10,000 Population - North Ayrshire



## Incidents Per 10,000 Population - Ayrshire



## Accidental Dwelling Fires to Date



## Severity of Accidental Dwelling Fires



No Firefighting Action

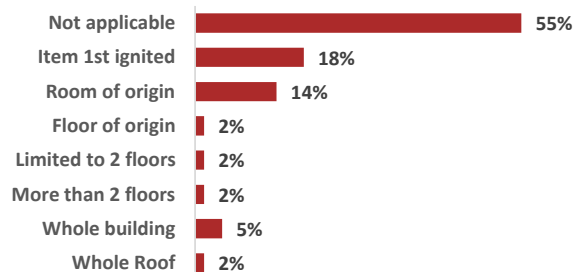
47%



Direct Firefighting

23%

## Extent of Fire Damage



## Automatic Detection & Actuation



Detection Present

74%




Detection Actuated

73%

Calls Made via Linked Alarms

23%

## Human Factors



Distraction

14%



Alcohol/Drug Impairment

12%

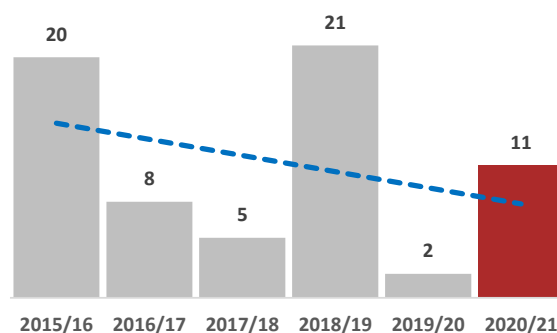
# Domestic Safety - Accidental Dwelling Fire Casualties



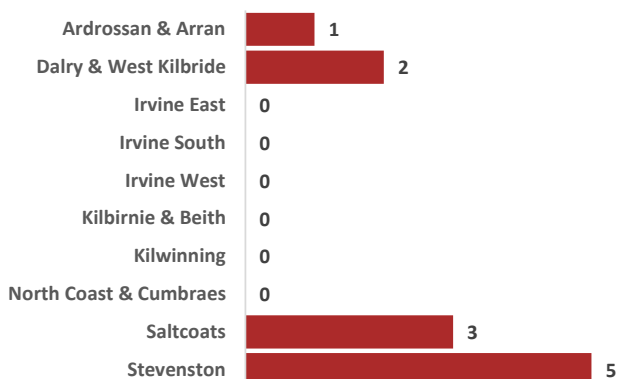
## Performance Summary

Year on Year 450%    3 Year Average 21%    5 Year Average -16%

## Accidental Dwelling Fire Casualties Year to Date



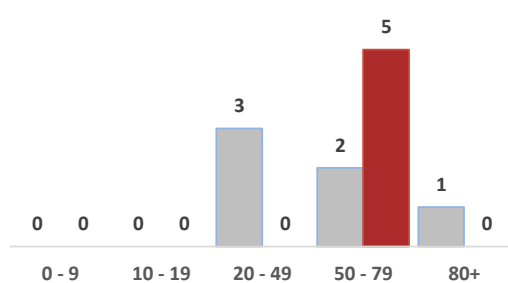
## Fire Casualties by Ward Area



## Age / Gender Profile



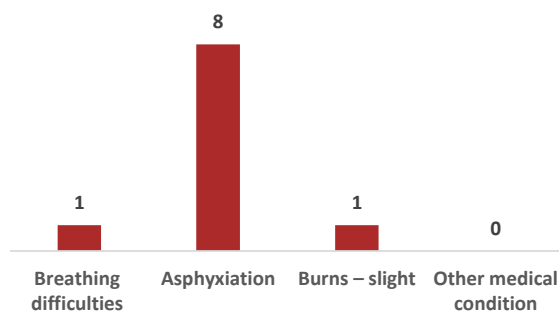
## Casualties Per 10,000 Population - North Ayrshire



## Casualties Per 10,000 Population - Ayrshire



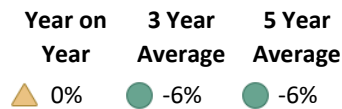
## Extent of Harm



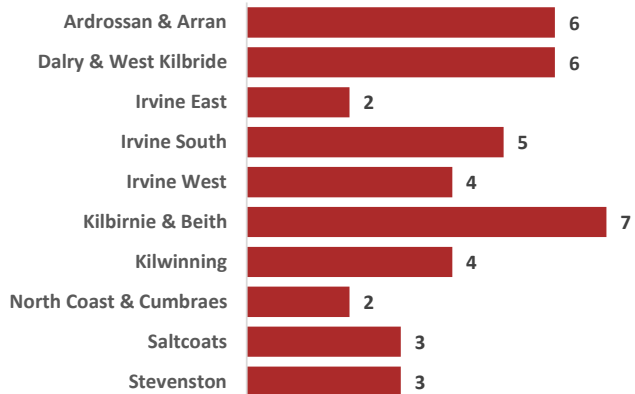
# Unintentional Injury or Harm



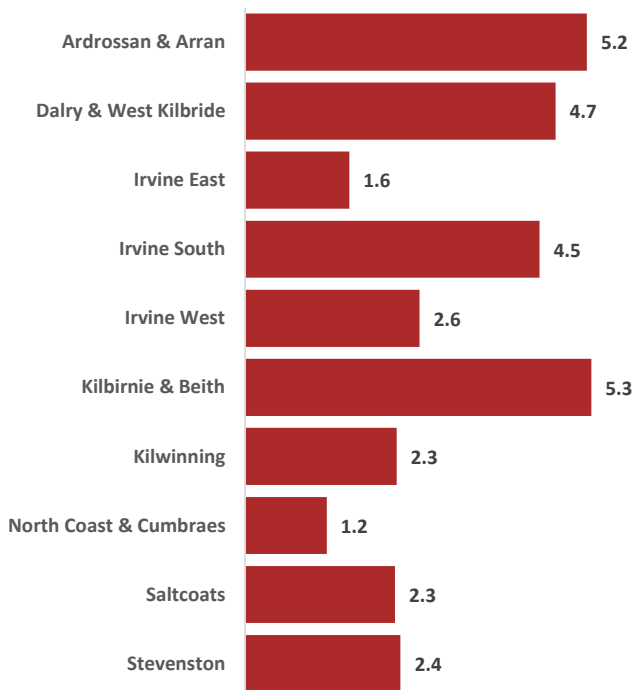
## Performance Summary



## Non-Fire Casualties by Ward Area



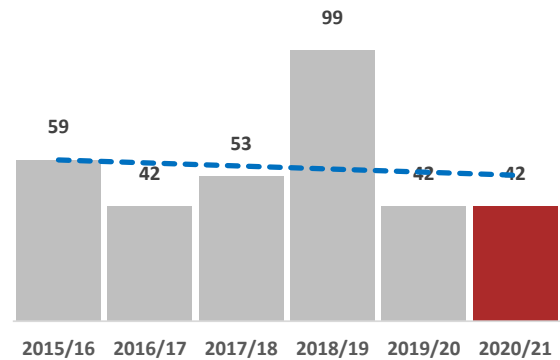
## Casualties Per 10,000 Population - North Ayrshire



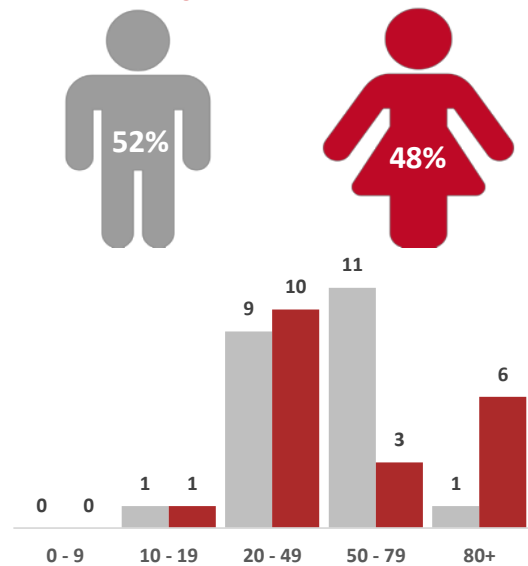
## Non-Casualties Per 10,000 Population - Ayrshire



## Special Service Casualties Year to Date



## Age / Gender Profile



## Extent of Harm



1

First Aid at Scene



18

Hospital Slight Injuries



10

Hospital Serious



1

Fatal Injuries



Road Traffic Collision

40%



Water Rescue

0%



Assisting Other Agencies

50%



All Other Incidents

10%

# Deliberate Fire Setting

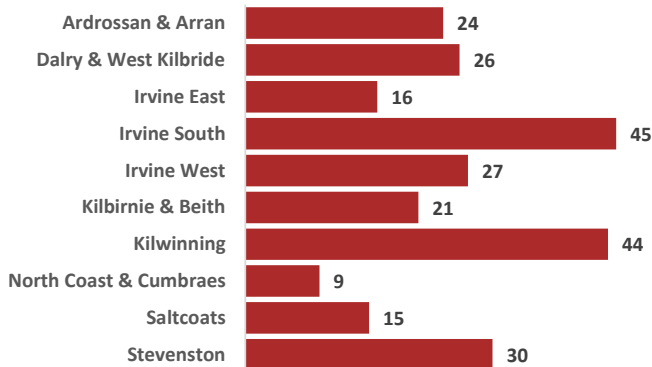


## Performance Summary

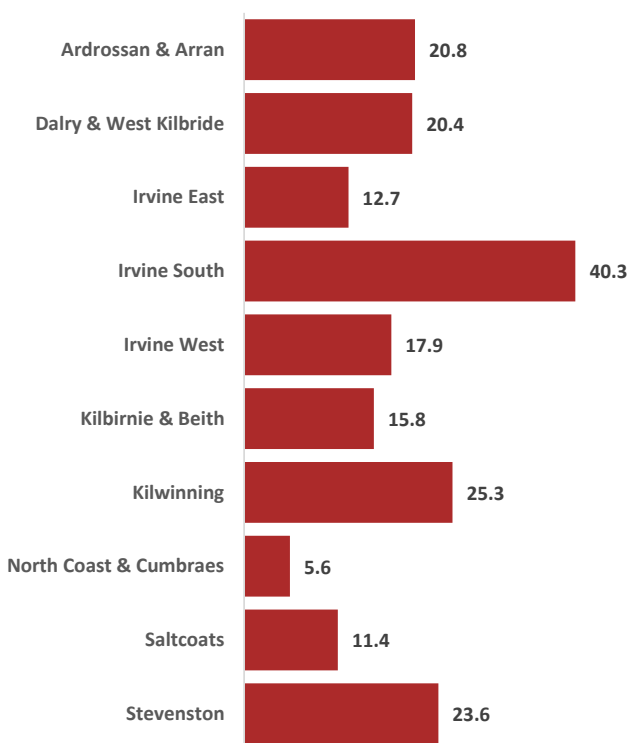
Year on Year    3 Year Average    5 Year Average

● -35%    ● -12%    ▲ -2%

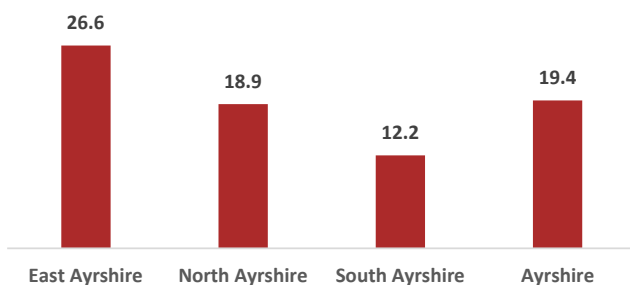
### Deliberate Fires by Ward Area



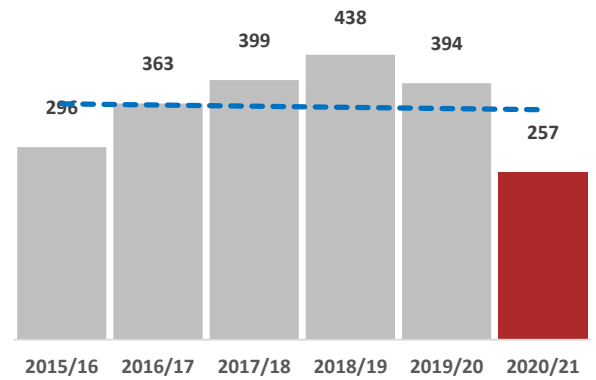
### Incidents Per 10,000 Population - North Ayrshire



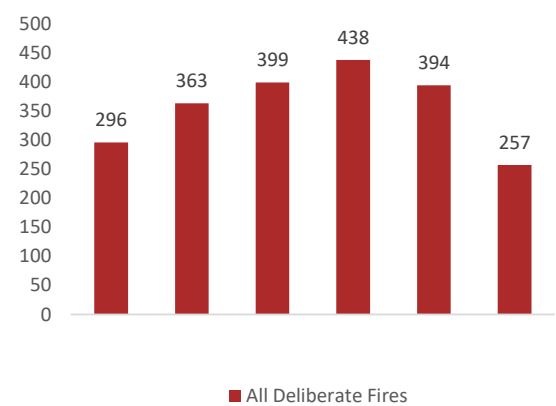
### Incidents Per 10,000 Population - Ayrshire



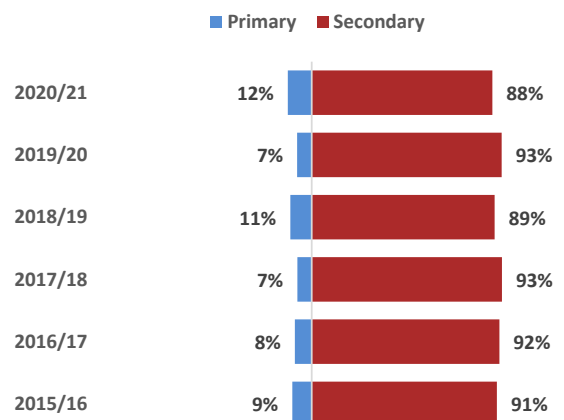
### Deliberate Fires Year to Date



### Deliberate Fires Compared to Operational Activity



### Deliberate Fires by Classification



### Secondary Fire Ratio by Activity Type



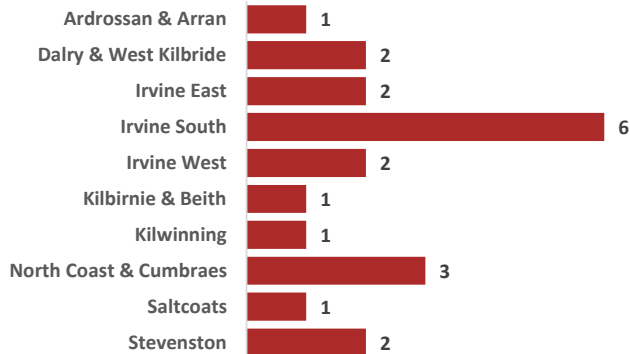
# Non-Domestic Fire Safety



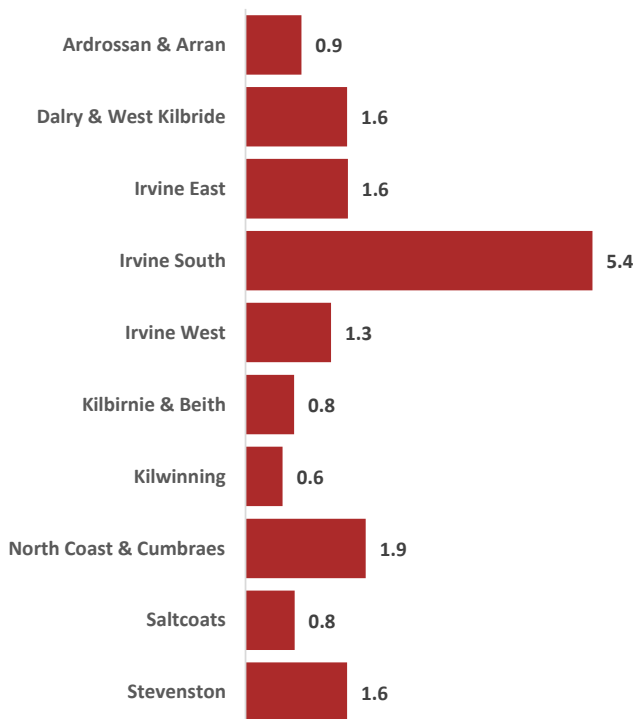
## Performance Summary

Year on Year	3 Year Average	5 Year Average
-36%	-7%	-9%

## Non-Domestic Fires by Ward Area



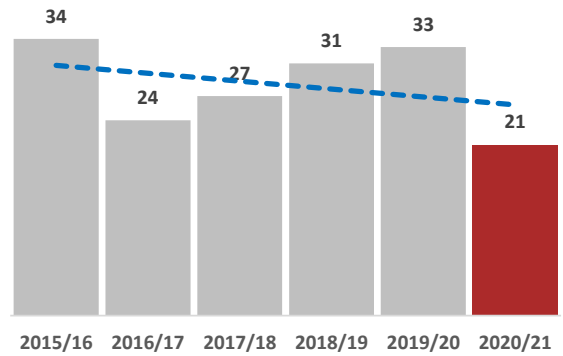
## Incidents Per 10,000 Population - North Ayrshire



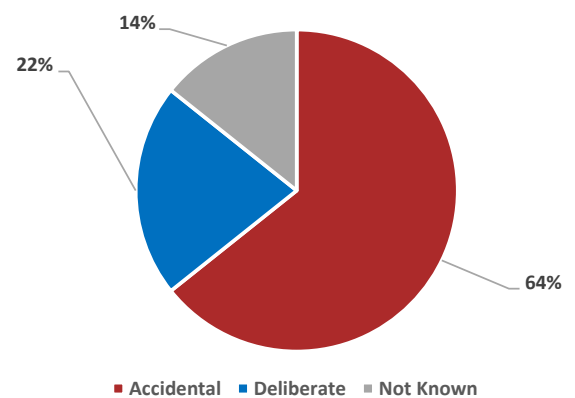
## Incidents Per 10,000 Population - Ayrshire



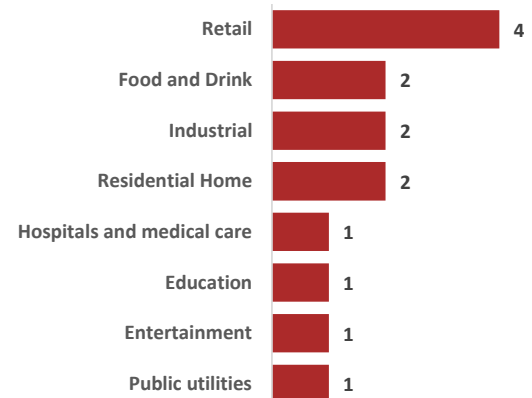
## Non-Domestic Fires Year to Date



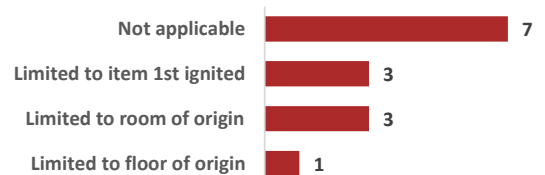
## Non-Domestic Fires by Nature of Origin



## Non-Domestic Fires by Premises Type



## Extent of Fire Damage



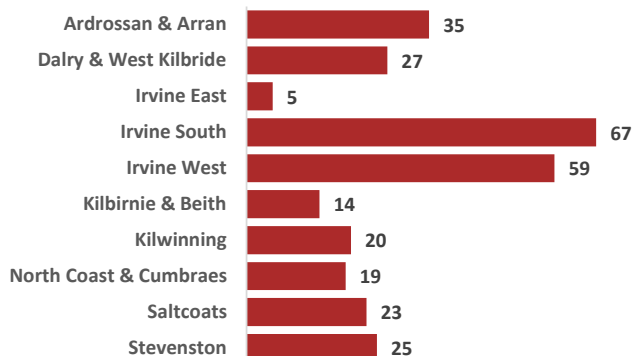
# Unwanted Fire Alarm Signals



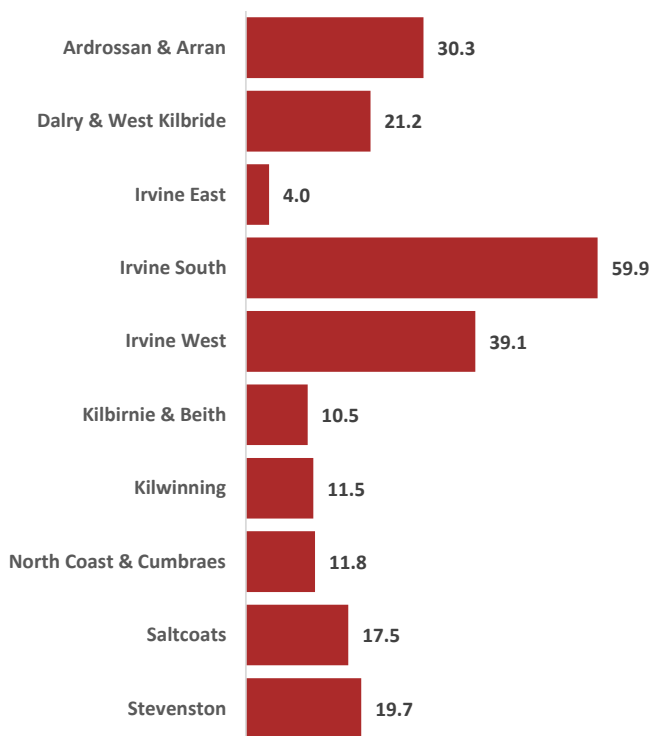
## Performance Summary

Year on Year ● -14%    3 Year Average ▲ -3%    5 Year Average ◆ 4%

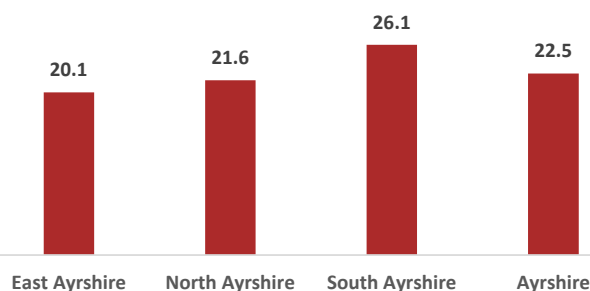
## Unwanted Fire Alarms Signals by Ward Area



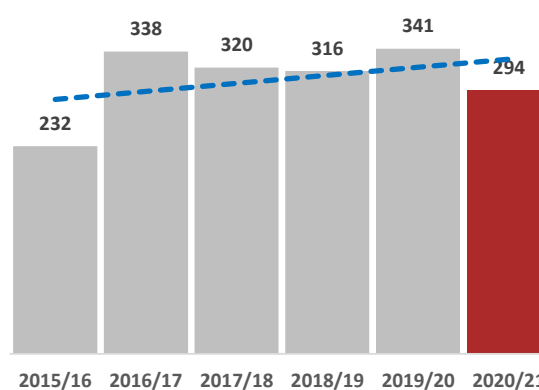
## Incidents Per 10,000 Population - North Ayrshire



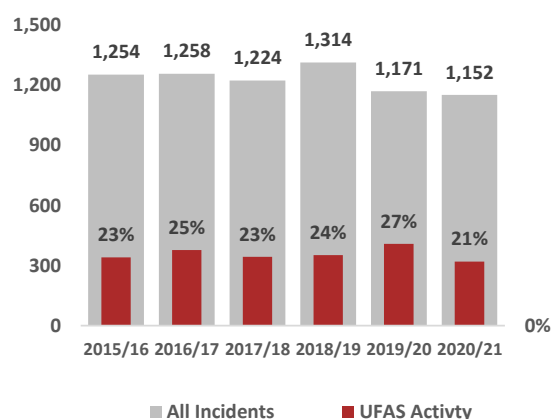
## Incidents Per 10,000 Population - Ayrshire



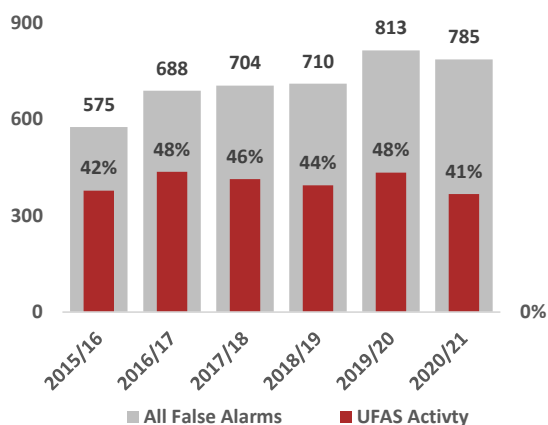
## Unwanted Fire Alarm Signals Year to Date



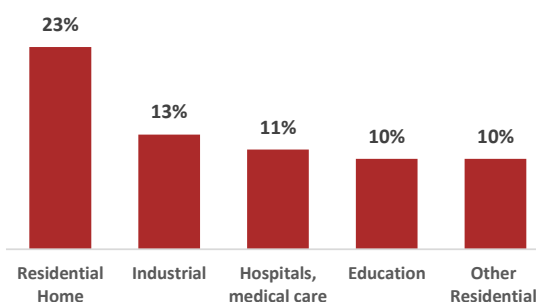
## UFAS Percentage Against all Incidents



## UFAS Percentage Against all False Alarms



## Unwanted Fire Alarm Signals - Top 5 Premises



## Home Fire Safety Visits



**330**

Home Fire  
Safety Visits  
Carried Out

**322**

Smoke Detectors Fitted  
During Home Fire Safety  
Visits

Percentage of High Risk  
Home Fire Safety Visits  
Carried Out

**41%**

Percentage of Visits Carried Out  
Following Attendance at an  
Incident

**35%**

## Fire Safety Audits



Fire Safety  
Audits Carried  
Out

**55**



New Audits

**82%**



Re-Audits

**0%**



Post Fire Audits

**16%**



Complaint Audits

**2%**



Broadly Compliant

**15%**



Areas of Improvement

**85%**



Notice of Deficiencies

**0%**



Enforcement Notice

**0%**



Prohibition Notice

**0%**

## Retained Duty System

Appliance Availability	Mon - Fri (08:00 - 18:00)	Mon - Thu (18:00 - 08:00)	Weekend (Fri 18:00 - Mon 08:00)	Total
Ardrossan	98.32%	99.78%	99.58%	99.27%
Dreghorn	85.34%	98.42%	98.31%	94.48%
Dalry	66.15%	96.12%	92.12%	85.71%
Beith	97.12%	99.71%	99.47%	98.85%
Kilbirnie	51.20%	68.91%	85.78%	69.82%
Largs	99.96%	100.00%	100.00%	99.99%
Skelmorlie	73.45%	84.06%	76.33%	78.06%
Millport - 1	100.00%	100.00%	100.00%	100.00%
Millport - 2	92.56%	98.86%	90.15%	93.78%
Brodick	99.18%	99.86%	99.95%	99.69%
Lamlash	100.00%	100.00%	100.00%	100.00%

North Ayrshire	87.57%	95.60%	94.70%	92.70%
Ayrshire	70.18%	96.28%	90.41%	86.36%

Total Mobilisations	Total Time Deployed	No. of Personnel	Contracts
148	00:00:00	10	750%
233	00:00:00	11	775%
146	00:00:00	9	600%
143	00:00:00	12	1100%
116	00:00:00	10	750%
121	00:00:00	12	1075%
77	00:00:00	10	700%
37	00:00:00	12	1250%
35	00:00:00	8	800%
44	00:00:00	8	875%

# Glossary of Terms

## Term - What it means

### **ADF**

Accidental Dwelling Fire

### **CSET**

Community Safety Engagement Toolkit is a internal IT system used to record home fire safety visits and community safety activities

### **FSET**

Fire Safety Experiential Training is a bespoke training programme developed by the Scottish Fire and Rescue Service in Ayrshire and delivered to community planning partners to raise awareness of fire safety within the domestic environment

### **HFSV**

Home Fire Safety Visit

### **PDIR**

Post Domestic Incident Response, a term used by Prevention and Protection Directorate to indicate actions taken following attendance at a fire or other incident in the home. PDIRs include amongst things the offer of a free follow-up home fire safety visit

### **Primary Fires**

These include all fires in buildings, vehicles and outdoor structures or any fire involving casualties, rescues or fires attended by five or more appliances

### **RDS**

Retained Duty System. Professional on call firefighters who may have other primary employment responsibilities outside the Fire and Rescue Service but respond to emergency calls within their local area as and when required

### **RTC**

Road Traffic Collision

### **Secondary Fires**

These are the majority of outdoor fires including grassland and refuse fires unless they involve casualties or rescues, property loss or fire or more appliances attend. They include fires in single derelict buildings

### **Special Service**

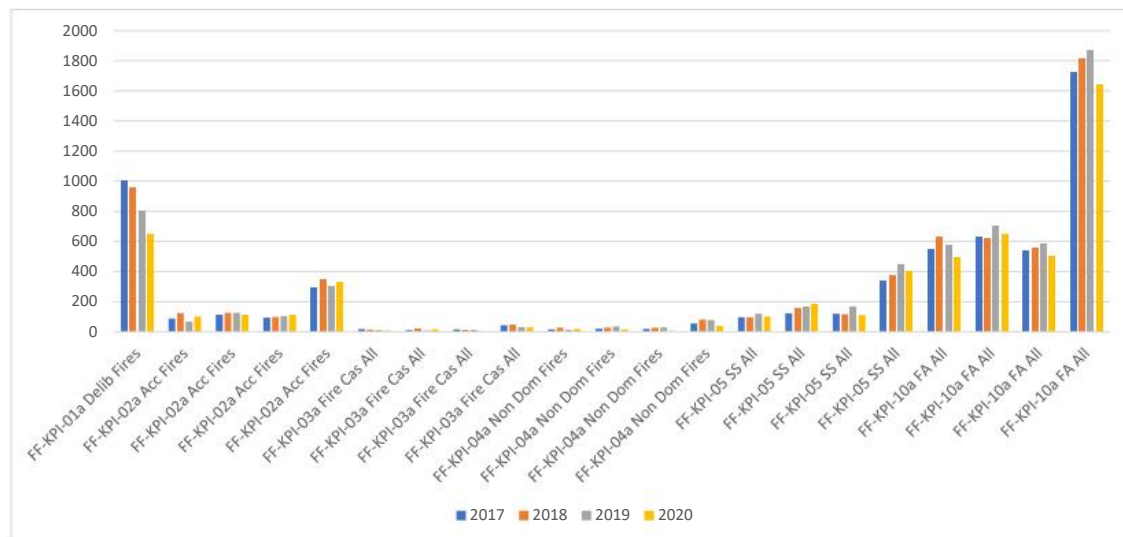
Calls to incidents which are not fires or false alarms such as RTCs, rescues, flooding, incidents involving hazardous materials or the provision of assistance to other agencies

### **UFAS**

Unwanted Fire Alarm Signals. When an automatic fire detection and alarm system is activated as a result of anything other than an actual fire the activation is classed as a false alarm. If an attendance is made to such an event by the Scottish Fire and Rescue Service, then the event is recorded as an UFAS incident

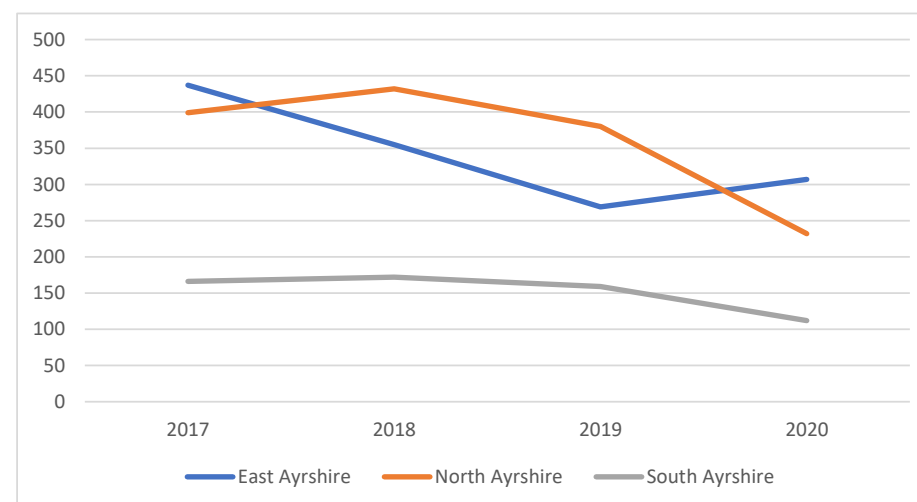
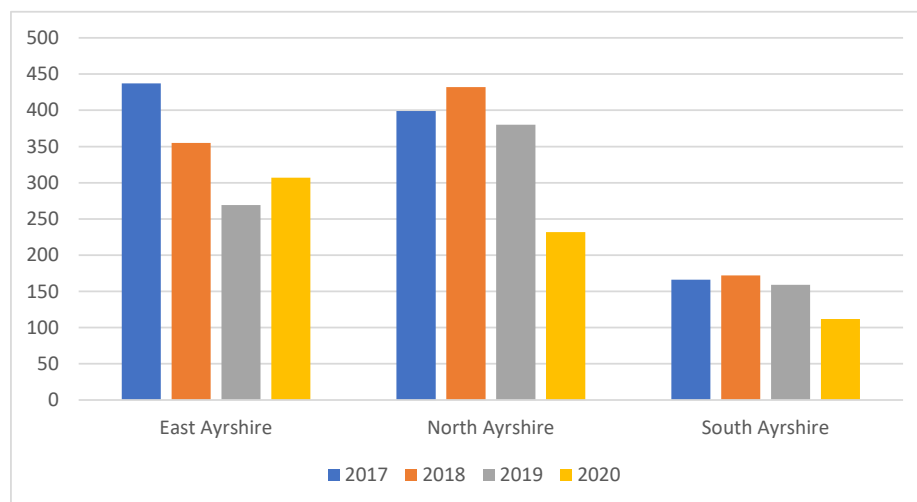
**Incident which occurred from 23rd March to 31st August for 2017/2018/2019/2020**

KPI	Area (Click + to left of sheet for more detail)	2017	2018	2019	2020
FF-KPI-01a Delib Fires	East Ayrshire	437	355	269	307
FF-KPI-01a Delib Fires	North Ayrshire	399	432	380	232
FF-KPI-01a Delib Fires	South Ayrshire	166	172	159	112
<b>FF-KPI-01a Delib Fires</b>	<b>East, North and South Ayrshire</b>	<b>1002</b>	<b>959</b>	<b>808</b>	<b>651</b>
FF-KPI-02a Acc Fires	East Ayrshire	88	124	68	101
FF-KPI-02a Acc Fires	North Ayrshire	113	126	126	112
FF-KPI-02a Acc Fires	South Ayrshire	93	98	105	113
<b>FF-KPI-02a Acc Fires</b>	<b>East, North and South Ayrshire</b>	<b>294</b>	<b>348</b>	<b>299</b>	<b>326</b>
FF-KPI-03a Fire Cas All	East Ayrshire	17	14	11	7
FF-KPI-03a Fire Cas All	North Ayrshire	11	21	7	17
FF-KPI-03a Fire Cas All	South Ayrshire	15	12	13	5
<b>FF-KPI-03a Fire Cas All</b>	<b>East, North and South Ayrshire</b>	<b>43</b>	<b>47</b>	<b>31</b>	<b>29</b>
FF-KPI-04a Non Dom Fires	East Ayrshire	16	28	13	18
FF-KPI-04a Non Dom Fires	North Ayrshire	20	27	36	15
FF-KPI-04a Non Dom Fires	South Ayrshire	19	26	29	6
<b>FF-KPI-04a Non Dom Fires</b>	<b>East, North and South Ayrshire</b>	<b>55</b>	<b>81</b>	<b>78</b>	<b>39</b>
FF-KPI-05 SS All	East Ayrshire	97	96	120	101
FF-KPI-05 SS All	North Ayrshire	122	161	164	187
FF-KPI-05 SS All	South Ayrshire	119	116	165	111
<b>FF-KPI-05 SS All</b>	<b>East, North and South Ayrshire</b>	<b>338</b>	<b>373</b>	<b>449</b>	<b>399</b>
FF-KPI-10a FA All	East Ayrshire	549	632	580	497
FF-KPI-10a FA All	North Ayrshire	631	625	705	650
FF-KPI-10a FA All	South Ayrshire	542	557	582	499
<b>FF-KPI-10a FA All</b>	<b>East, North and South Ayrshire</b>	<b>1722</b>	<b>1814</b>	<b>1867</b>	<b>1646</b>



#### Incident which occurred from 23rd March to 31st August for 2017/2018/2019/2020

KPI	Area (Click + to left of sheet for more detail)	2017	2018	2019	2020
FF-KPI-01a Delib Fires	East Ayrshire	437	355	269	307
FF-KPI-01a Delib Fires	North Ayrshire	399	432	380	232
FF-KPI-01a Delib Fires	South Ayrshire	166	172	159	112
<b>FF-KPI-01a Delib Fires</b>	<b>East, North and South Ayrshire</b>	<b>1002</b>	<b>959</b>	<b>808</b>	<b>651</b>



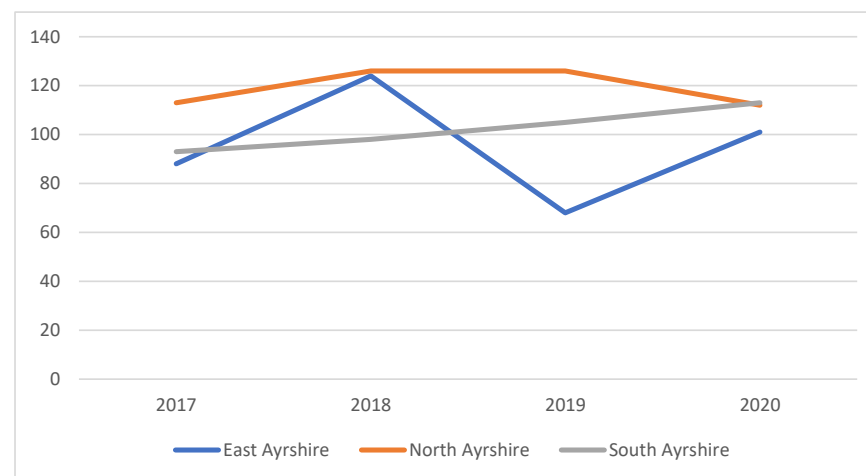
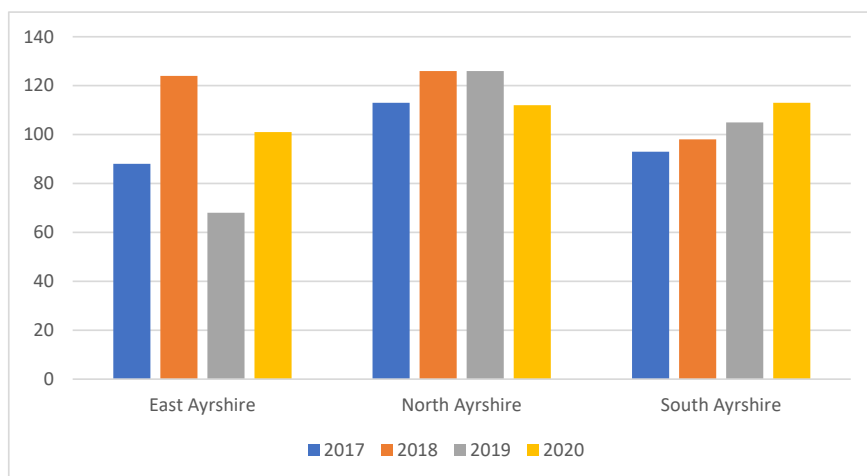
#### Deliberate fires

Include those where the motive for the fire was 'thought to be' or 'suspected to be' deliberate. This includes fires to an individual's own property, others' property or property of an unknown owner.

Despite deliberate fire records including arson, deliberate fires are not the same as arson. Arson is defined under the Criminal Damage Act of 1971 as 'an act of attempting to destroy or damage property, and/or in doing so, to endanger life'.

**Incident which occurred from 23rd March to 31st August for 2017/2018/2019/2020**

KPI	Area (Click + to left of sheet for more detail)	2017	2018	2019	2020
FF-KPI-02a Acc Fires	East Ayrshire	88	124	68	101
FF-KPI-02a Acc Fires	North Ayrshire	113	126	126	112
FF-KPI-02a Acc Fires	South Ayrshire	93	98	105	113
<b>FF-KPI-02a Acc Fires</b>	<b>East, North and South Ayrshire</b>	<b>294</b>	<b>348</b>	<b>299</b>	<b>326</b>

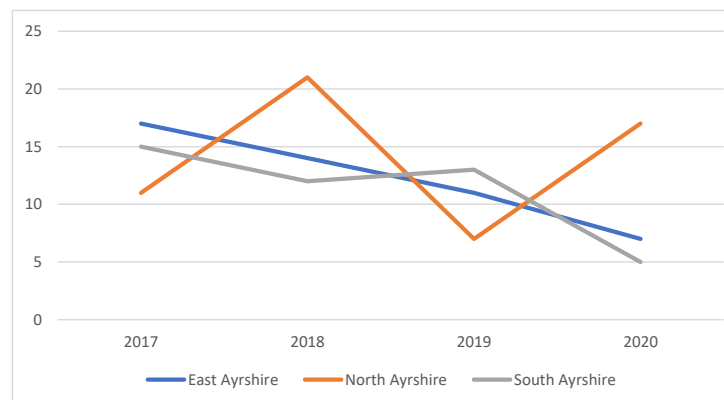
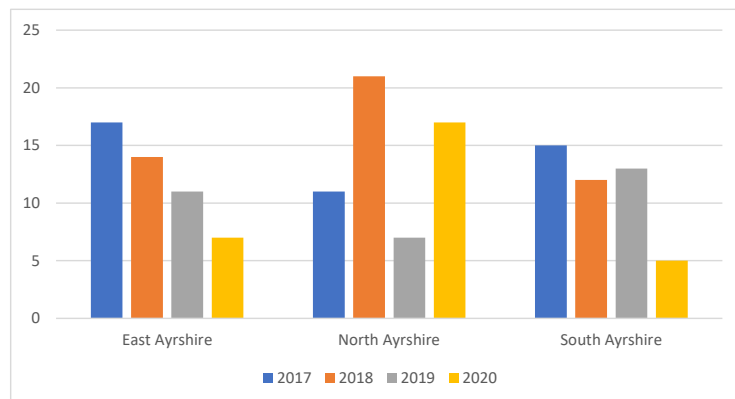


**Accidental fires**

Include those where the motive for the fire was presumed to be either accidental or not known (or unspecified).

#### Incident which occurred from 23rd March to 31st August for 2017/2018/2019/2020

KPI	Area (Click + to left of sheet for more detail)	2017	2018	2019	2020
FF-KPI-03a Fire Cas All	East Ayrshire	17	14	11	7
FF-KPI-03a Fire Cas All	North Ayrshire	11	21	7	17
FF-KPI-03a Fire Cas All	South Ayrshire	15	12	13	5
<b>FF-KPI-03a Fire Cas All</b>	<b>East, North and South Ayrshire</b>	<b>43</b>	<b>47</b>	<b>31</b>	<b>29</b>



#### **Fatalities and Casualties**

Fire-related fatalities are, in general, those that would not have otherwise occurred had there not been a fire. i.e. 'no fire = no death'.

This includes any fatal casualty which is the direct or indirect result of injuries caused by a fire incident. Even if the fatal casualty dies subsequently, any fatality whose cause is attributed to a fire is included, sometimes following road traffic collisions. For the purpose of publications, published figures include the number of fatal casualties which were either recorded as 'fire-related' or 'don't know', grouped together as fire-related deaths; thus excluding only those that were recorded as 'not fire-related'.

Non-fatal casualties have, since the introduction of the IRS, been split into four sub-categories, defined as:

Hospital severe – at least an overnight stay in hospital as an in-patient

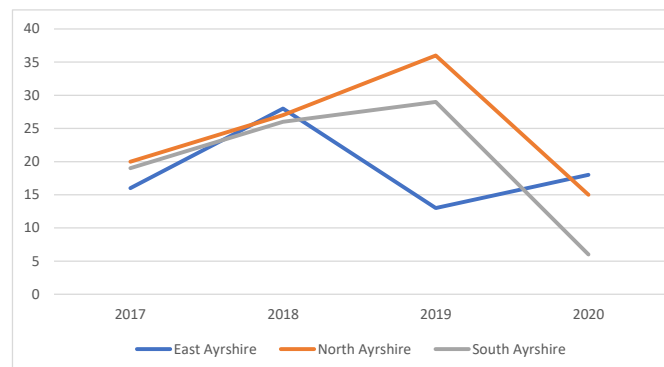
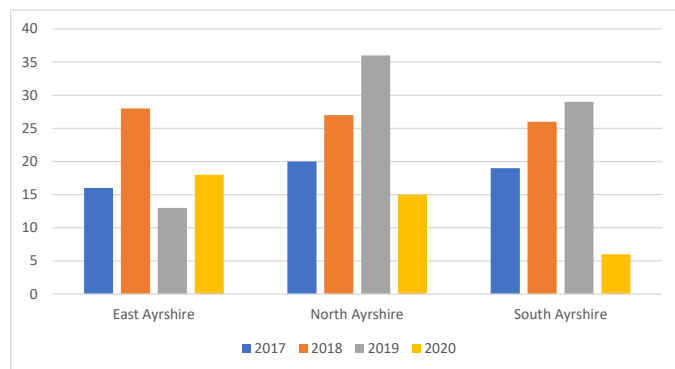
Hospital slight – attending hospital as an outpatient (not a precautionary check)

First Aid given – first aid given at scene (by anyone), including after a precautionary check

Precautionary check – a precautionary check (to attend hospital or to see a doctor) was recommended (by anyone).

#### Incident which occurred from 23rd March to 31st August for 2017/2018/2019/2020

KPI	Area (Click + to left of sheet for more detail)	2017	2018	2019	2020
FF-KPI-04a Non Dom Fires	East Ayrshire	16	28	13	18
FF-KPI-04a Non Dom Fires	North Ayrshire	20	27	36	15
FF-KPI-04a Non Dom Fires	South Ayrshire	19	26	29	6
<b>FF-KPI-04a Non Dom Fires</b>	<b>East, North and South Ayrshire</b>	<b>55</b>	<b>81</b>	<b>78</b>	<b>39</b>



#### Fire in Non-domestic Premises

Fire safety duties for the majority of non-domestic premises in Scotland are set out in the Fire Scotland (2005) Act and Fire Fire Safety (Scotland) Regulations 2006.

Non-domestic premises are:

- all workplaces and commercial premises
- all premises the public have access to
- all types of houses in multiple occupation

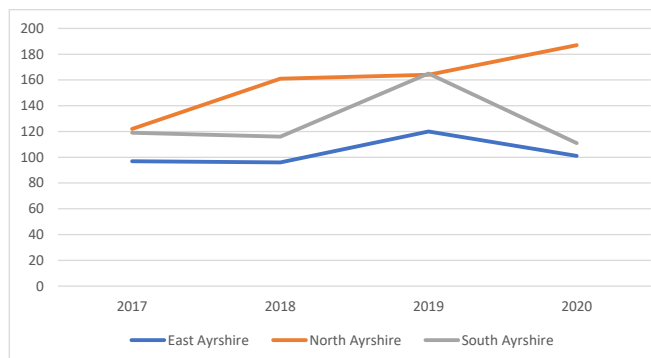
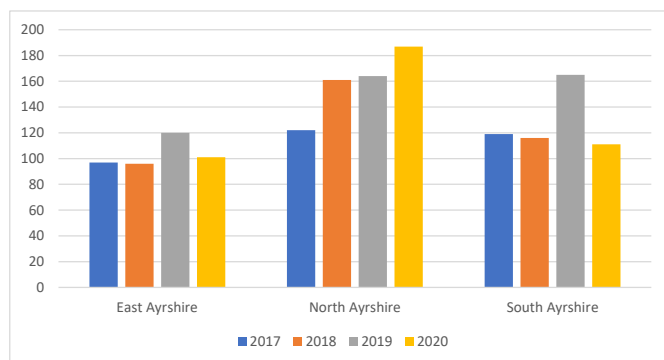
Fire safety legislation applies to virtually all premises and covers nearly every type of building and structure. For example:

- Offices and shops
- Premises that provide care
- Community halls and other public buildings
- Houses in multiple occupation
- Pubs, clubs and restaurants
- Schools
- Tents and marquees
- Hotels, hostels, short term holiday and self-catering lets
- Factories and warehouses

This is not an exhaustive list, however purely domestic premises occupied by a single family group are excluded

#### Incident which occurred from 23rd March to 31st August for 2017/2018/2019/2020

KPI	Area (Click + to left of sheet for more detail)	2017	2018	2019	2020
FF-KPI-05 SS All	East Ayrshire	97	96	120	101
FF-KPI-05 SS All	North Ayrshire	122	161	164	187
FF-KPI-05 SS All	South Ayrshire	119	116	165	111
<b>FF-KPI-05 SS All</b>	<b>East, North and South Ayrshire</b>	<b>338</b>	<b>373</b>	<b>449</b>	<b>399</b>



#### Special Services

Non-fire incidents (also known as Special Service incidents) are incidents requiring the attendance of an appliance or officer. They include, but are not limited to:

- Local emergencies e.g. road traffic incidents, responding to medical emergencies, rescue of persons and/or animals or making areas safe
- Major environmental disasters e.g. flooding, hazardous material incidents or spills and leaks
- Domestic incidents e.g. persons locked in/out, lift releases, suicide/attempts
- Prior arrangements to attend or assist other agencies, which may include some provision of advice or standing by to tackle emergency situations.

Non-fire incidents also include Special Service Good Intent False Alarms and Malicious False Alarms.

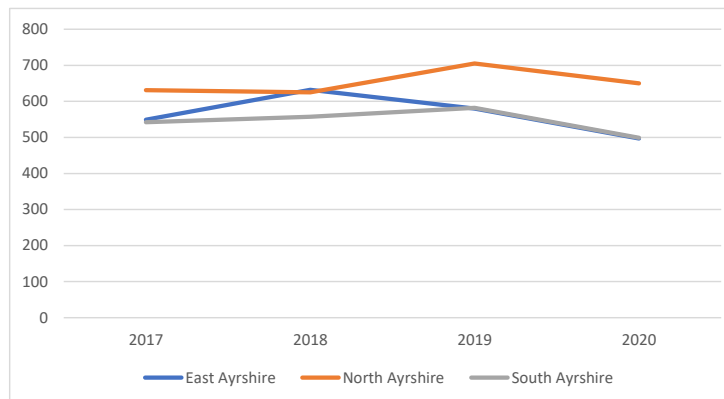
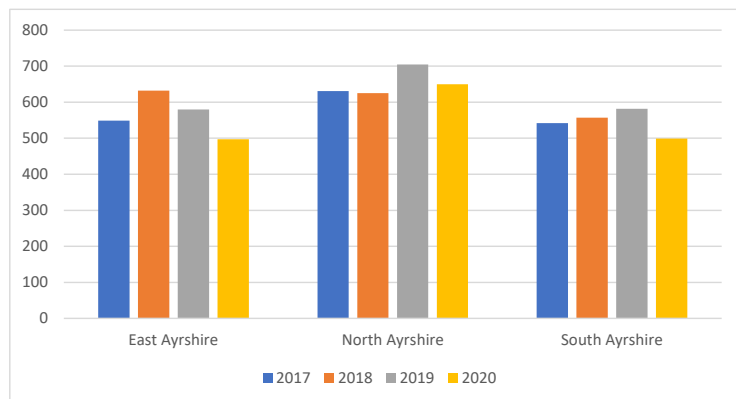
Medical incidents attended by FRSs include but are not limited to cases of: lifting people, people experiencing breathing difficulties, cardiac arrests, those who are unresponsive, collapses, choking, shock etc. Specifically:

Co-responder medical incidents are where the FRS has a formal agreement in place with the ambulance service to respond to medical incidents. This involves the mobilisation of trained fire crews to provide emergency medical assistance to members of the public.

First responder medical incidents are where there is no formal agreement in place between the FRS and the ambulance service, and as such, the FRS has responded on an ad-hoc basis.

#### Incident which occurred from 23rd March to 31st August for 2017/2018/2019/2020

KPI	Area (Click + to left of sheet for more detail)	2017	2018	2019	2020
FF-KPI-10a FA All	East Ayrshire	549	632	580	497
FF-KPI-10a FA All	North Ayrshire	631	625	705	650
FF-KPI-10a FA All	South Ayrshire	542	557	582	499
<b>FF-KPI-10a FA All</b>	<b>East, North and South Ayrshire</b>	<b>1722</b>	<b>1814</b>	<b>1867</b>	<b>1646</b>



#### False alarms

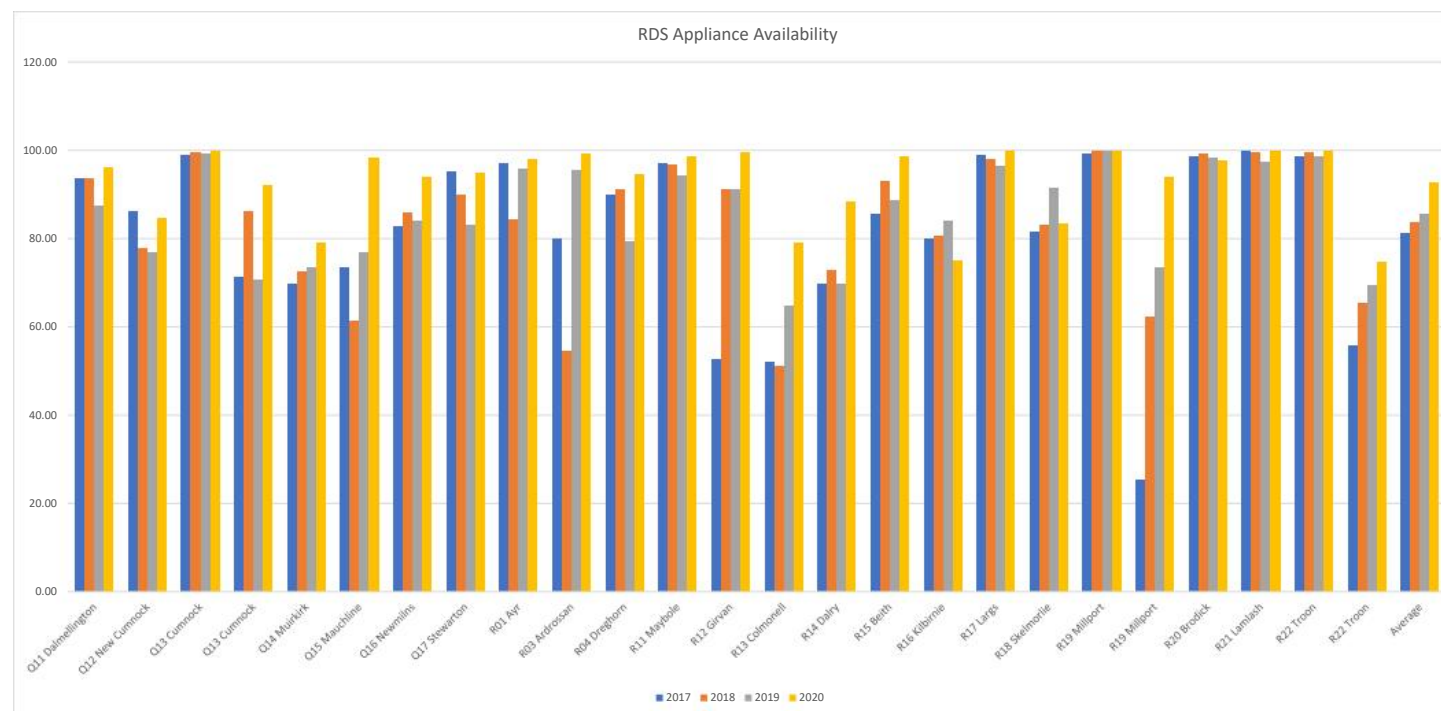
False Alarms are incidents where the FRS attends a location believing there to be an incident, but on arrival, discovers that no such incident exists or existed. False alarms are split into three sub-categories:

-Malicious False Alarms are calls made with the intention of getting the FRS to attend a non-existent event, including deliberate and suspected malicious intentions and are usually via a hoax phone call or activation of fire alarms.

-Good Intent False Alarms are calls made in good faith in the belief that there really was an incident the FRS should attend, such as when people smell burning or see smoke.

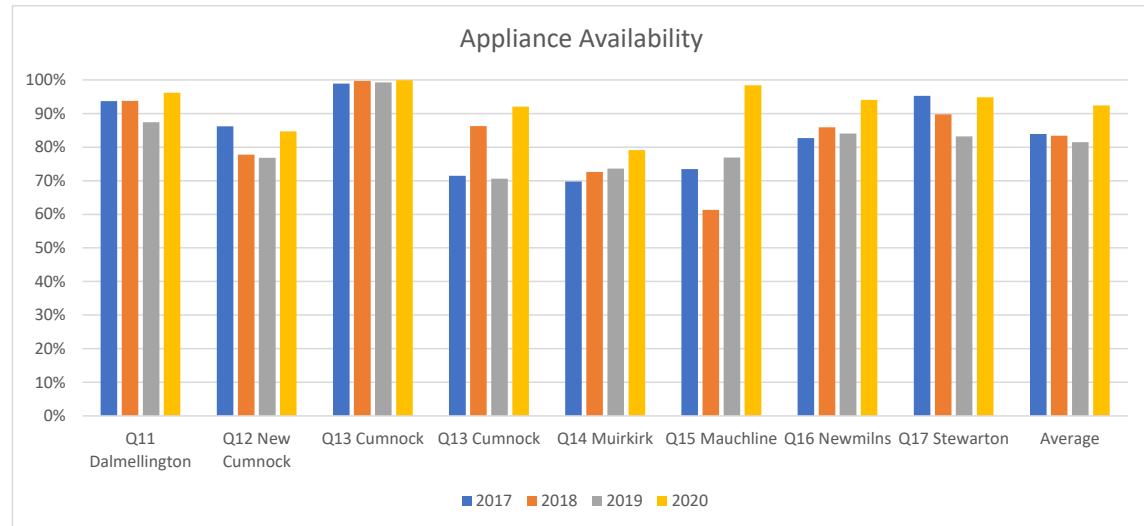
-False Alarms Due to Apparatus are calls initiated by fire alarm and fire-fighting equipment operating, including accidental initiation of alarms by persons or where an alarm operates erroneously and a person then routinely calls the FRS.

	2017	2018	2019	2020
Q11 Dalmellington	93.68	93.79	87.43	96.19
Q12 New Cumnock	86.17	77.77	76.81	84.66
Q13 Cumnock	98.94	99.67	99.27	99.90
Q13 Cumnock	71.44	86.25	70.58	92.05
Q14 Muirkirk	69.77	72.59	73.58	79.12
Q15 Mauchline	73.46	61.31	76.88	98.40
Q16 Newmilns	82.67	85.91	84.03	94.08
Q17 Stewarton	95.29	89.78	83.22	94.87
R01 Ayr	97.22	84.20	95.75	98.00
R03 Ardrossan	79.97	54.62	95.67	99.35
R04 Dregghorn	89.84	91.18	79.47	94.72
R11 Maybole	96.99	96.88	94.29	98.62
R12 Girvan	52.72	91.11	91.21	99.68
R13 Colmonell	51.98	51.21	64.85	79.00
R14 Dalry	69.68	72.79	69.64	88.34
R15 Beith	85.62	93.04	88.71	98.51
R16 Kilbirnie	80.02	80.64	84.09	75.12
R17 Largs	98.88	98.11	96.61	99.99
R18 Skelmorlie	81.52	83.04	91.62	83.47
R19 Millport	99.36	100.00	99.99	100.00
R19 Millport	25.50	62.36	73.51	94.07
R20 Brodick	98.66	99.11	98.39	97.74
R21 Lamnish	100.00	99.63	97.30	100.00
R22 Troon	98.52	99.57	98.74	99.91
R22 Troon	55.78	65.29	69.59	74.71
Average	81.35	83.59	85.65	92.82



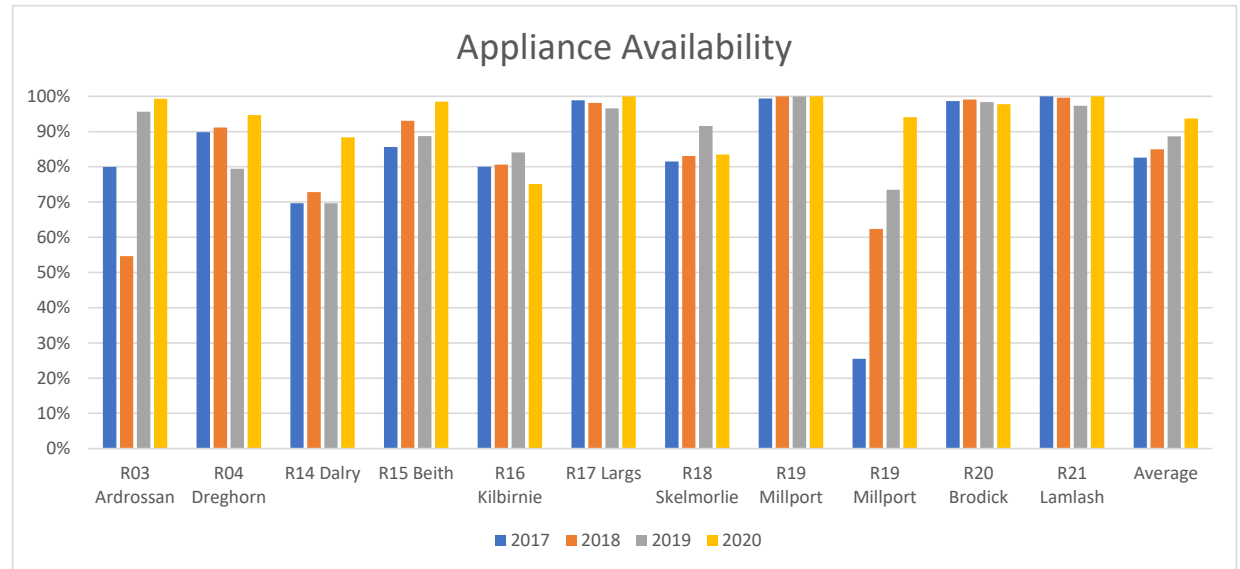
## East Ayrshire

	2017	2018	2019	2020
Q11 Dalmellington	93.68%	93.79%	87.43%	96.19%
Q12 New Cumnock	86.17%	77.77%	76.81%	84.66%
Q13 Cumnock	98.94%	99.67%	99.27%	99.90%
Q13 Cumnock	71.44%	86.25%	70.58%	92.05%
Q14 Muirkirk	69.77%	72.59%	73.58%	79.12%
Q15 Mauchline	73.46%	61.31%	76.88%	98.40%
Q16 Newmilns	82.67%	85.91%	84.03%	94.08%
Q17 Stewarton	95.29%	89.78%	83.22%	94.87%
Average	83.93%	83.38%	81.48%	92.41%



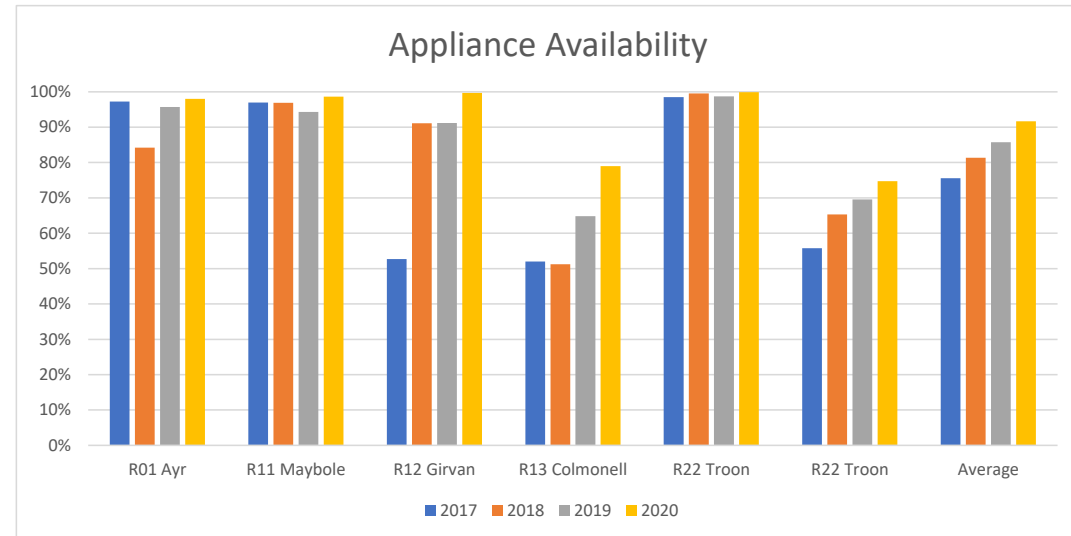
## North Ayrshire

	2017	2018	2019	2020
R03 Ardrossan	79.97%	54.62%	95.67%	99.35%
R04 Dregghorn	89.84%	91.18%	79.47%	94.72%
R14 Dalry	69.68%	72.79%	69.64%	88.34%
R15 Beith	85.62%	93.04%	88.71%	98.51%
R16 Kilbirnie	80.02%	80.64%	84.09%	75.12%
R17 Largs	98.88%	98.11%	96.61%	99.99%
R18 Skelmorlie	81.52%	83.04%	91.62%	83.47%
R19 Millport	99.36%	100%	99.99%	100%
R19 Millport	25.50%	62.36%	73.51%	94.07%
R20 Brodick	98.66%	99.11%	98.39%	97.74%
R21 Lamlash	100%	99.63%	97.30%	100%
Average	82.64%	84.96%	88.64%	93.76%



## South Ayrshire

	2017	2018	2019	2020
R01 Ayr	97.22%	84.20%	95.75%	98.00%
R11 Maybole	96.99%	96.88%	94.29%	98.62%
R12 Girvan	52.72%	91.11%	91.21%	99.68%
R13 Colmonell	51.98%	51.21%	64.85%	79.00%
R22 Troon	98.52%	99.57%	98.74%	99.91%
R22 Troon	55.78%	65.29%	69.59%	74.71%
Average	75.54%	81.38%	85.74%	91.65%



# North Ayrshire

## Performance Summary Report

Reporting Period: 01/04/20-30/09/20

**Total Crime**



**1.6%**



**6282 Crimes**

Incidents  
Recorded

**10.3 %**



21361

Common Assault

**14.8%**



691

Overall Dishonesty

**2.6%**



1383

Domestic Abuse

**8.8%**



531

Overall Violent  
Crime

**13.4%**



758

Sexual Crime

**24.2%**



144

Road Traffic  
Casualties

**51.3%**



37

Disorder  
Complaints

**25.3%**



4757

Missing People

**45.3%**



695

Counter Terrorism  
**SUBSTANTIAL**



The threat level from INTERNATIONAL  
TERRORISM has been lowered to SUBSTANTIAL  
meaning an attack is likely.

Housebreaking

**6.8%**



138

# North Ayrshire Performance Summary Report

Reporting Period:  
1 Apr 20 to 30 September 2020



SECTION	PAGE NUMBER
Introduction	2
Executive Summary	3
Coronavirus	4
Demand Analysis	5
Domestic Abuse	6
Hate Crime	7
Violence & Antisocial Behaviour	8
Serious Organised Crime	9
Terrorism and Domestic Extremism	9
Protecting People at Risk of Harm	9
Housebreaking	10
Public Confidence - Complaints & Allegations	11

## Introduction

I am pleased to present this report to the Police Fire and Rescue Committee for its information and consideration.





Please note that all data included in this report are management information and not official statistics.

All data are sourced from Police Scotland internal systems and are correct as of date of publication.

Unless stated otherwise numerical comparisons are to the same period in the previous year to date.

## NORTH AYRSHIRE POLICING PRIORITIES 2018-2022

- 1 Drug dealing and drug misuse
- 2 Violence and antisocial behaviour
- 3 Dishonesty
- 4 Road Safety

PRIORITY AREA	EXECUTIVE SUMMARY
<b>Drug supply and misuse</b> 	<p>Drug dealing and misuse continues to be a priority area for our attention in North Ayrshire as communities tell us they are concerned about the harm caused. Although our detections for drug supply are lower than last year we have been proactive in addressing this issue over the last 12 months. We continue to gather intelligence for further enforcement action in North Ayrshire, however we manage this from a pan-Ayrshire perspective as criminals do not recognise Local Authority boundaries. Overall, drugs supply detections in Ayrshire are slightly above last year's figures.</p>
<b>Violence &amp; ASB</b> 	<p>The level of overall violent crime is down 13.4% compared to last year. There has been a 14.8% reduction in the number of common assaults. A contributory factor has been lockdown and ongoing COVID restrictions. ASB has increased due to the number of calls relating to breaches of COVID guidelines.</p>
<b>Dishonesty</b> 	<p>Housebreaking crimes continue to reduce, particularly in relation to domestic dwellings.</p> <p>Fraud is an area which has seen a large increase locally and nationally since March as a result of organised crime groups in the UK and beyond seeking to exploit vulnerable people as a result of the pandemic.</p> <p>There has been a small increase in vehicle crime that may be a result of reduced shoplifting with less access to shops during restrictions meaning criminals targeting vehicles to fund addiction issues.</p>
<b>Road Safety</b> 	<p>The number of casualties on North Ayrshires roads has reduced again this year to date although there has been 2 people killed on our roads compared to the same period last year. It is recognised that a significant reduction of vehicles were on the roads during lockdown and ongoing restrictions.</p>

## POLICE SCOTLAND'S POLICING PRIORITIES 2020-2021

1. Protecting vulnerable people
2. Working with communities
3. Tackling crime in the digital age
4. Support for operational policing

## CORONAVIRUS - IMPACT ON POLICING

Ayrshire Division and key partners have been working closely to manage the local response to the COVID-19 pandemic since March 2020. In North Ayrshire the Chief Officer Group, chaired by the North Ayrshire Chief Executive, has been meeting on a regular basis to ensure all key partners have the same shared awareness to the issues facing North Ayrshire and how to best coordinate the response to ensure our communities are kept as safe as possible during these challenging times.

The Ayrshire Local Resilience Partnership have also been meeting regularly to pro-actively respond to the changing restrictions throughout the year.

From a policing perspective we have continually reviewed our policing response model to ensure that North Ayrshire continues to receive an excellent service that protects both the communities and our officers. Operation TALLA is the Police Scotland operational response to the pandemic.

Our officers continue to apply a pragmatic approach when engaging with members of the public, using our 4 Es approach:

Engage

Explain

Encourage

Enforcement – only issuing a fixed penalty or taking other action when absolutely necessary

Our Your Police Survey results confirm that the majority of the public are supportive of our policing response.

There has been a significant increase in the number of reported anti-social behaviour incidents, these are generally related to households or individuals not adhering to COVID restrictions. From the 01 April to 30 September this has resulted in 117 Fixed Penalty notices being issued in North Ayrshire.

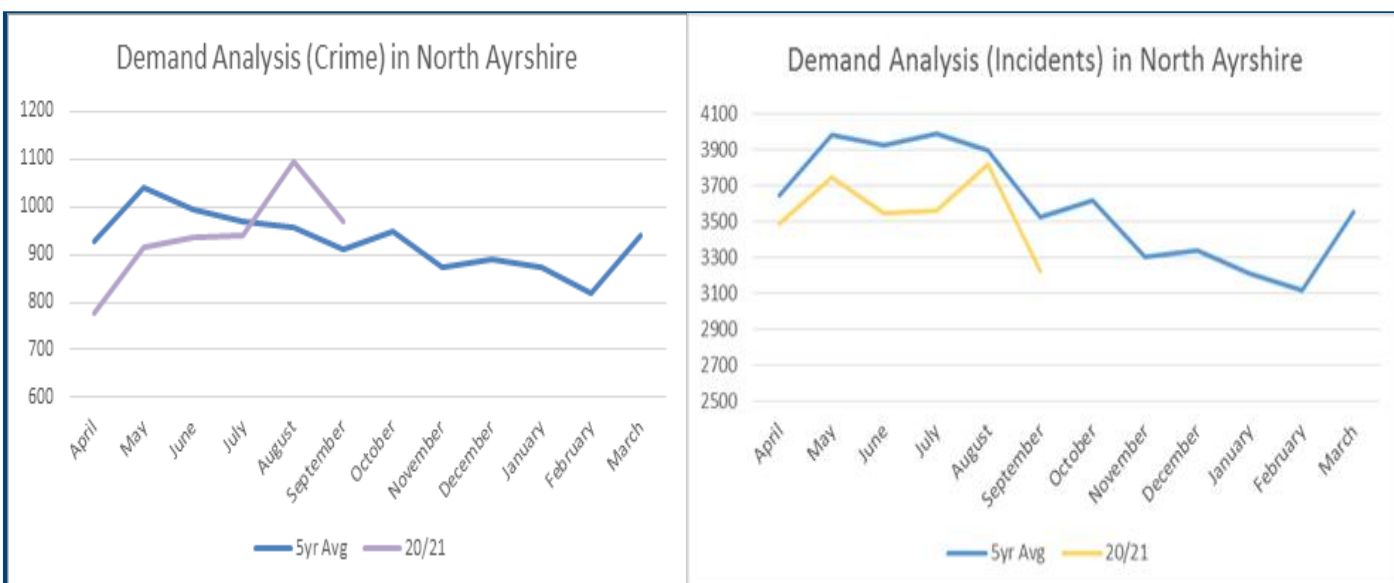
There have been a few repeat offenders, however the majority of North Ayrshire residents continue to follow guidelines.

The following figures provide a synopsis of a change in crime / offences that have been assessed as being impacted on as a result of the pandemic.

- Sexual Crimes down 23%
- Fireraising / Vandalism down 15%
- Shoplifting down 29%
- Motor Vehicle Crime up 17%
- Fraud up 119%
- Speeding down 39%
- Driving without Insurance or Licence up 46%
- Drink / Drug Driving up 79%

## DEMAND ANALYSIS - \* PYTD - PREVIOUS YEAR TO DATE CYTD - CURRENT YEAR TO DATE

CRIME	PYTD *	CYTD *	INCIDENTS	PYTD	CYTD
<b>Total Crimes &amp; Offences</b>	<b>6,385</b>	<b>6,282</b>	<b>Total number of incidents</b>	<b>23,826</b>	<b>21,361</b>



There have been 103 less crimes recorded in last year however figures remain above the 5yr average. There spike in August specifically was in relation to an increase in disorder where 172 offences relating to S.38 Criminal Justice Scotland Act 2010 were recorded compared to an average of 123 in the other 5 months. There was also an increase in vandalism, theft and drugs possession offences.

## YOUR POLICE SURVEY

We are currently reviewing our Local Policing Plans for each Local Authority area. These are being updated to ensure that they reflect the national priorities for Police Scotland but more importantly continue to contain local priorities that are relevant to our communities and support the outcomes of Community Planning Partners. As part of this process it is essential that we receive the opinions of a wide a selection of our community.

Police Scotland launched a survey earlier this year - Your Police 2020-2021 - this asks communities about the policing response to coronavirus and also includes questions on public confidence and perception of crime in local areas.

The survey will help us to identify and understand people's views of their local police service, as well as any concerns about safety and wellbeing.

Over the next 6 weeks we are reaching out to key stakeholders, partners and communities including MP'S, MSP'S, Local Councillors and Community Council groups to ask as many people as possible to complete the survey to ensure our revised policing plans relate to community concerns.

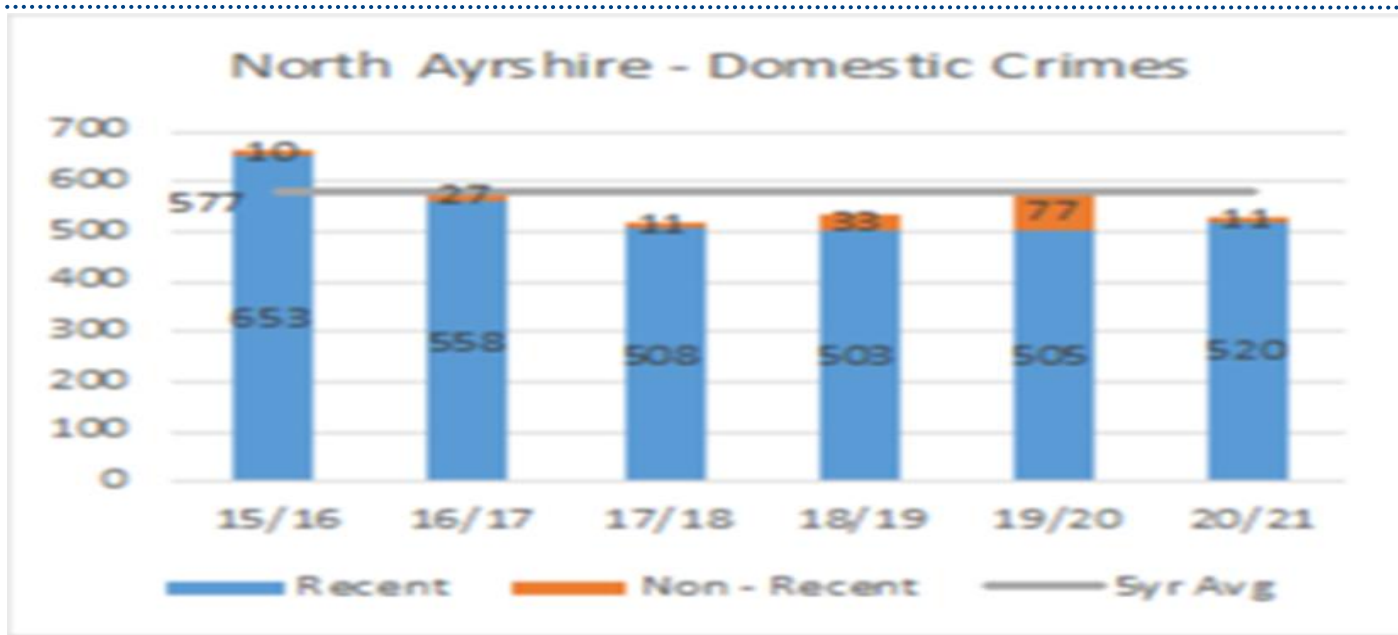
The survey can be completed via the following link:

[consult.scotland.police.uk/surveys/your-police-2020-2021/](https://consult.scotland.police.uk/surveys/your-police-2020-2021/)

A British sign language version is also available via the following link:

[consult.scotland.police.uk/surveys/your-police-bsl/](https://consult.scotland.police.uk/surveys/your-police-bsl/)

## DOMESTIC ABUSE - DATA OVERVIEW



### CONTEXT:

Domestic Abuse crimes have decreased this year and also remains below the 5 year average.

It was anticipated that the implemented lockdown measures could see an increase in reported incidents and this continues to be monitored closely with police working alongside partners such as ASSIST and Women's Aid to ensure the impact of COVID is mitigated where possible and awareness of how to report these incidents is readily available to victims.

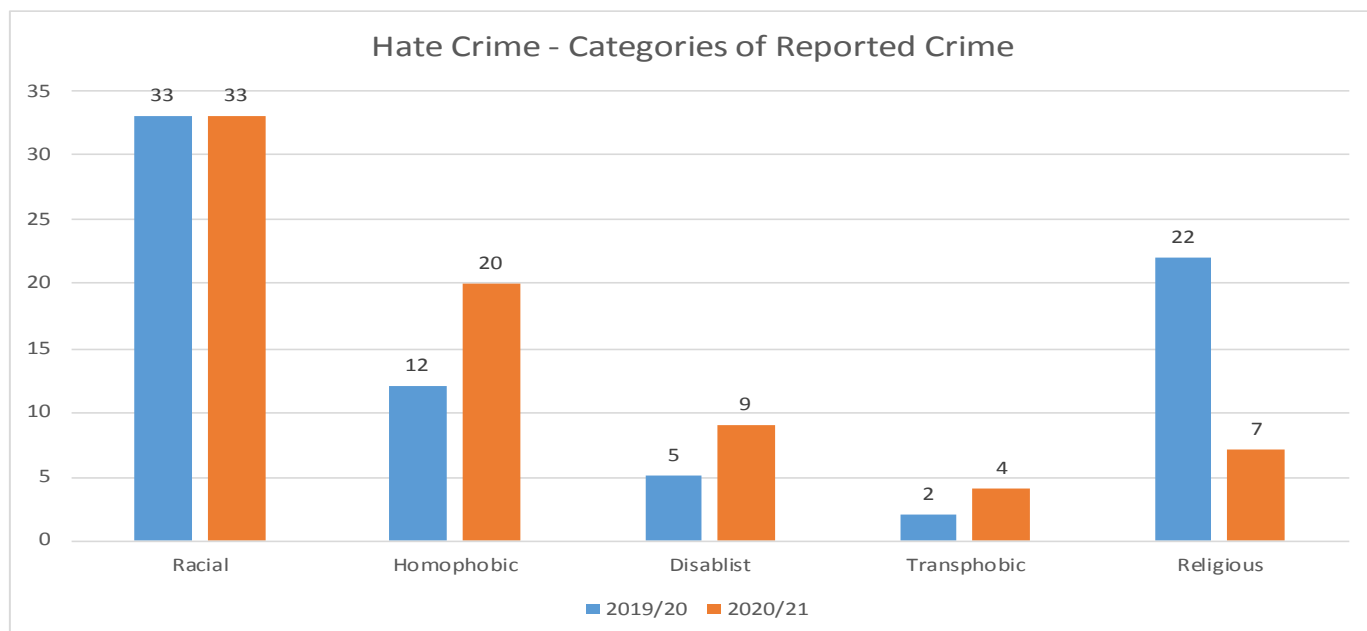
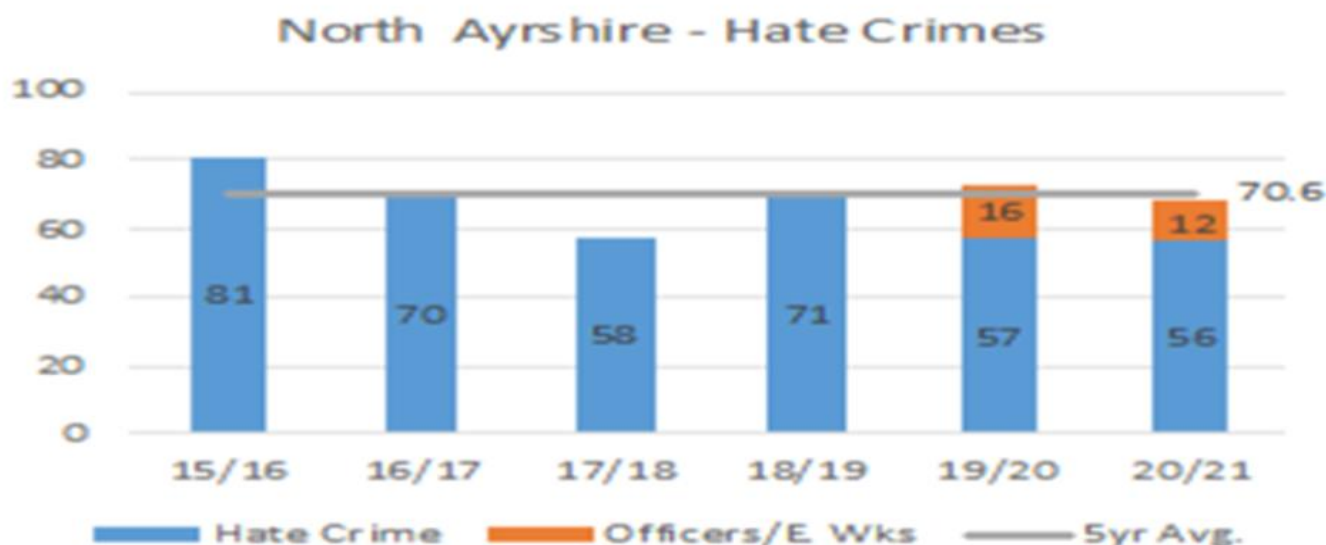
Domestic offences continue to be thoroughly investigated and with the introduction of Domestic Abuse Scotland Act 2018 (DASA) legislation officers are now able to appropriately investigate incidents of coercive control both historic and recent. This type of enquiry is often led by specialist officers from the Domestic Abuse Investigation Unit following initial attendance by uniformed officers as these enquiries often involve extensive investigation. There have been 11 DASA cases this year which is the same as this point last year.

Officers continue to provide support to victims throughout the court process through the domestic bail check scheme where officers pro-actively visit victims and perpetrators of domestic abuse to ensure that bail conditions are being complied with and allowing victims the opportunity to report any further incidents.

As a result of the pandemic the time limit bail restrictions are imposed has increased from 28 to 90 days. This has been a contributory factor in a 56% increase in all bail offences. This may be as a result of individuals failing to adhere to curfews or approaching people or places that are prohibited by their bail condition.

In respect of Domestic bail offences, there have been 63 recorded crimes which is an increase of 23 from the same period last year.

## HATE CRIME - DATA OVERVIEW



### CONTEXT:

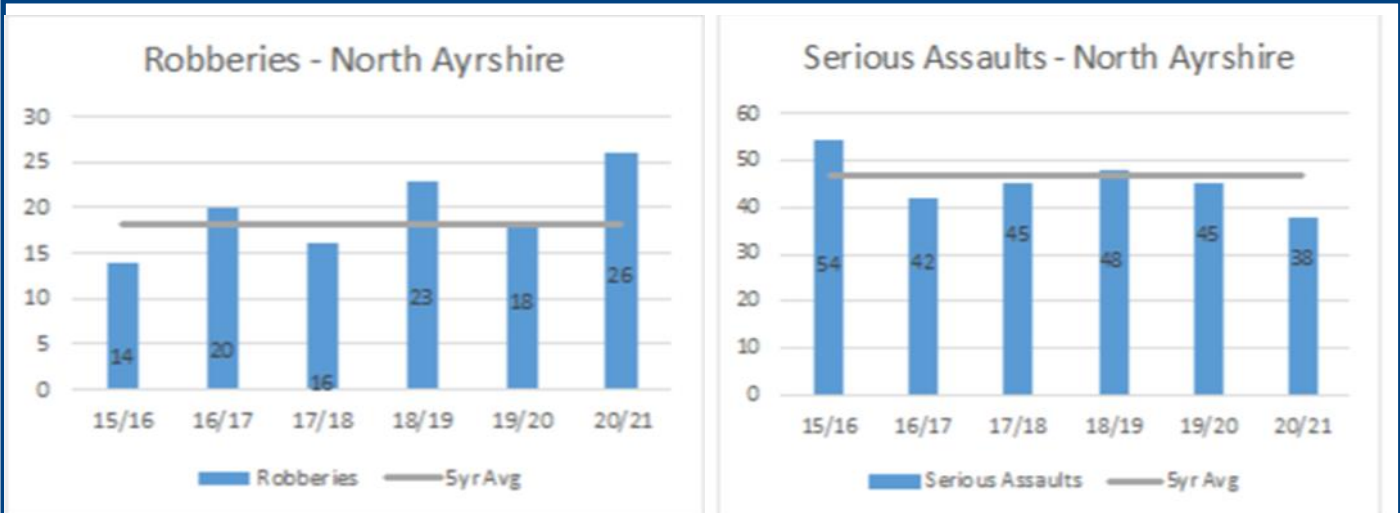
Hate crime has reduced in comparison to the 5 year average although remains similar to last year. These figures now include the breakdown of Police officers and emergency workers who are often subjected to offensive language which is perceived to be Hate motivated.

The categories of motivation for this type of crime has risen in relation to homophobic, disablist and transphobic related offences however there have been no repeat victims of these types of crimes. Racially aggravated offences have remained the same and Religious aggravated crimes have significantly reduced which may be linked to reduced social interaction during restrictions.

We continue to raise awareness surrounding hate crime with the use of third party reporting and online reporting centres. Campus officers pro-actively raise awareness by providing inputs to pupils working alongside partner agencies in our schools/colleges, engaging with our young people and ensuring that victims of this type of crime are fully aware of how to report such incidents and are re-assured that a zero tolerance approach is taken.

# VIOLENCE & ANTISOCIAL BEHAVIOUR - DATA OVERVIEW

1 APRIL 2020 TO 30 SEPTEMBER- OBJECTIVE: Reduce the number of victims of violent crime



## CONTEXT:

**Robbery-** There has been an increase of 8 in comparison to last year and figures remain above the 5 year average. This remains a local priority and subject to analysis however there is not a discernible pattern, repeat victims or perpetrators. COVID restrictions have had an impact on the availability of drugs which may be a contributory factor as many of these involve individuals with addictions or are involved in criminal activity.

**Serious Assaults-** There has been 7 less recorded crimes in comparison to last year, this can be partly attributed to the pro-active measures put in place to respond to the re-opening of licensed premises following the ease of lockdown restrictions. This involved joint visits by police and licensing, raising awareness of government guidelines and ensuring that staff and patrons were behaving responsibly to keep incidents of disorder to a minimum.

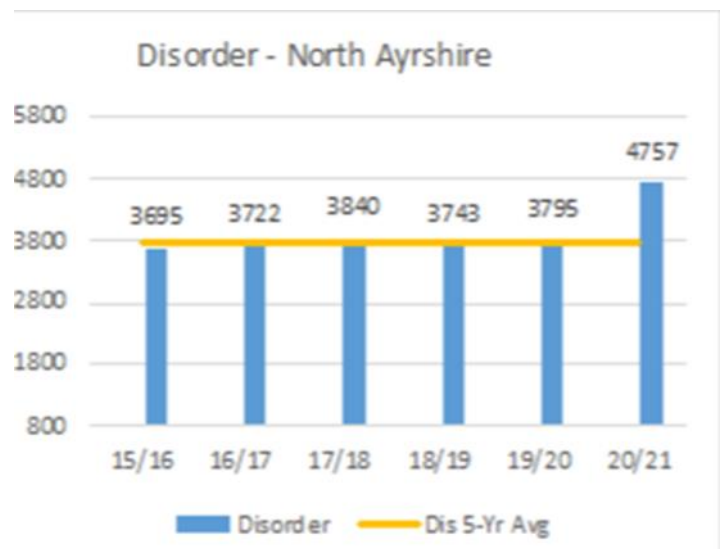
## Antisocial Behaviour

### CONTEXT:

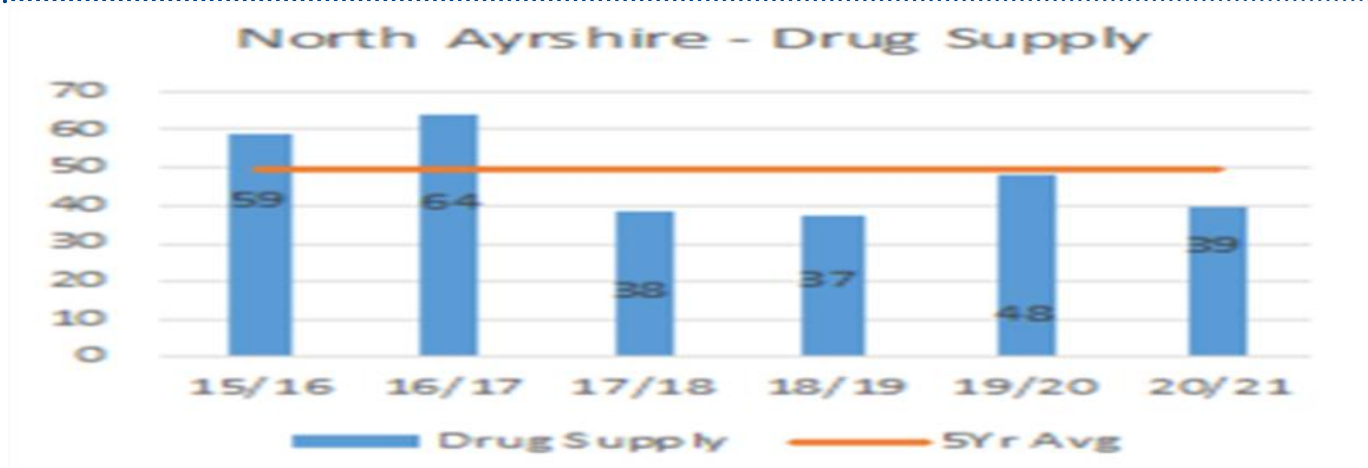
The number of Disorder incidents shows a marked increase in comparison to last year.

This is due to the amount of complaints we continue to receive in relation to non-compliance with COVID regulations and guidance.

Calls of this nature have been recorded as disorder and antisocial behaviour incidents and this trend is seen across the entire country. It is expected that this is likely to continue throughout the pandemic.



## SERIOUS ORGANISED CRIME - DATA OVERVIEW



### CONTEXT:

As can be seen in the graph above there have been 9 less detections for drugs supply this year in comparison to last year, however we manage this issue from a pan-Ayrshire perspective as criminals do not recognise Local Authority boundaries. Overall, drugs supply detections in Ayrshire are above last year's figures. This activity impacts on the availability of controlled drugs in North Ayrshire.

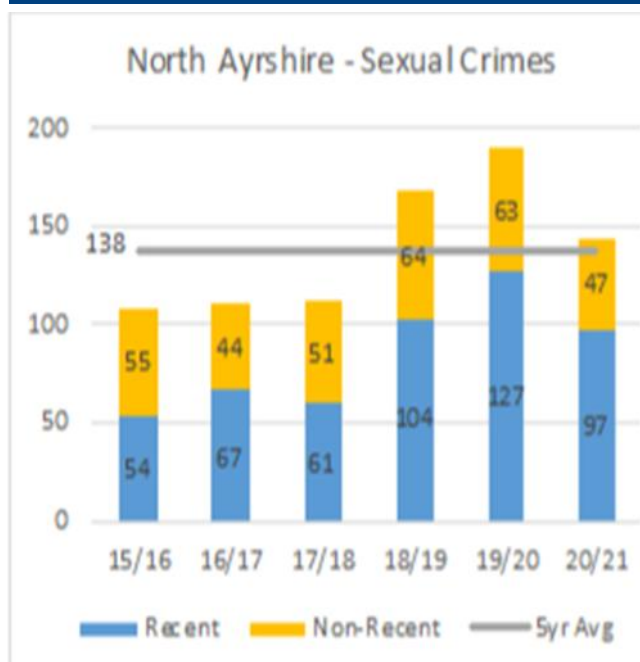
Pro-active work is carried out on a daily basis by teams based within North Ayrshire, supported by pan-Ayrshire teams, which specifically target Serious and Organised Crime groups.

Enforcement activity is intelligence led to ensure the right people are being targeted in the right places. We continue to gather intelligence for further enforcement action in North Ayrshire and it remains a priority for officers to carry out intelligence led patrols ensuring that individuals involved in the possession and supply of controlled drugs are pro-actively engaged, subsequently leading to obtaining and executing search warrants.

## TERRORISM & DOMESTIC EXTREMISM

**CONTEXT:** The UK threat has been lowered to SUBSTANTIAL, which means an attack is likely and the current threat level for Northern Ireland related terrorism in Britain is also SUBSTANTIAL.

## PROTECTING PEOPLE AT RISK FROM HARM - DATA OVERVIEW



Reports of recent and non-recent Sexual Crime have reduced this period in comparison to the recent trend of increased reporting. This reduction has also been seen nationally.

It was anticipated that there may be an increase in numbers following the easing of the first wave of lockdown restriction as the public would be able to access support services from the police and partners, but this did not materialise.

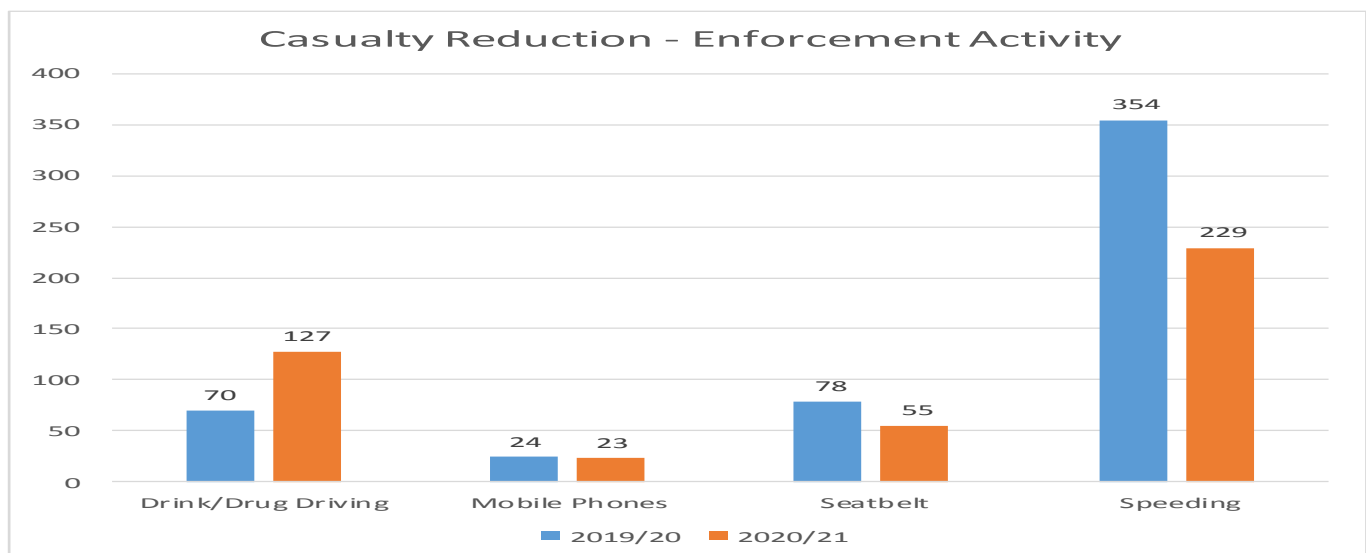
It is anticipated that further restrictions for licensed premises and for people to meet in private dwellings will continue to impact on levels of reported crime. Partner engagement continues to ensure individuals who have experienced a sexual crime have the confidence to come forward and report the circumstances.

## ROAD SAFETY & ROAD CRIME - DATA OVERVIEW

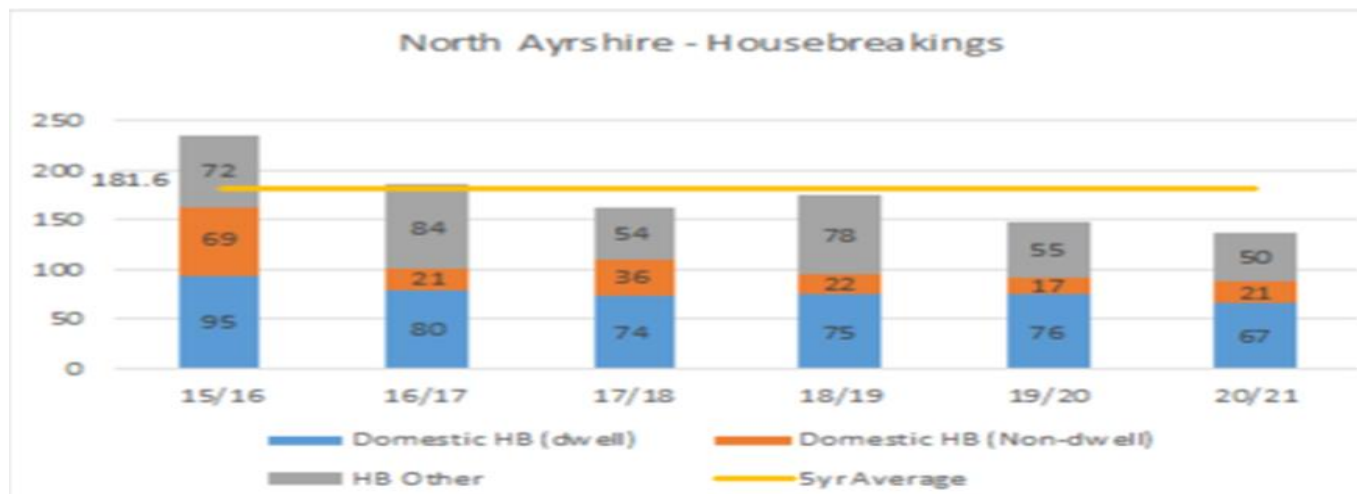
**PRIORITY: REDUCE THE NUMBER OF PERSONS KILLED OR INJURED ON OUR ROADS**

Road Traffic Casualties		2019/20	2020/21
	Number of persons killed on our roads	0	2
	Number of persons seriously injured	26	17
	Number of persons slightly injured	47	18
	Number of children seriously injured	3	0

Road Traffic Data from 01/04/20 to 30/09/20



## HOUSEBREAKING— DATA OVERVIEW



### Context:

The reduction in housebreaking that has been achieved over the past 5 years in North Ayrshire continues with another decrease seen to date and a continued strong detection rate. Engagement continues with local community safety officers engaging with vulnerable groups to ensure that safety advice is provided regularly in line with both local and national campaigns.

# PUBLIC CONFIDENCE: COMPLAINTS & USER SATISFACTION

## COMPLAINTS ABOUT THE POLICE

From 1 April 2020 to 30 September 2020

Quality of Service Allegations	34
On Duty Allegations	66
Off Duty Allegations	0
Total Allegations	100

## On Duty Allegations

Unlawful Arrest	Assault	Corrupt Practice	Discrimination	Excessive Force	Incivility	Irregularity in Procedure	Neglect of duty	Oppressive Conduct	Other Criminal	Other Non Criminal	Traffic	Total
0	1	1	1	4	21	25	0	4	0	9	0	66

## Off Duty Allegations

Crimes of Dishonesty	Crimes of Indecency	Crimes of Violence	Malicious Mischief	Incivility	Misc Offences	Offences involving Motor Vehicles	Other	Other Crimes	Total
0	0	0	0	0	0	0	0	0	0

## User Satisfaction

		Month: August		Month: September		YTD	
Question		Division	Force	Division	Force	Division	Force
Q1.	You contacted the police using [CONTACT METHOD FROM SAMPLE]. How easy was it to contact them?	73%	74%	69%	71%	83%	82%
Q2.	During the initial contact, how satisfied are you with the way you were treated by a staff member on the [CONTACT METHOD FROM SAMPLE]?	88%	86%	91%	83%	90%	89%
Q3.	Did you feel staff properly understood what you needed?	89%	87%	90%	85%	90%	89%
Q4.	Do you feel that the police provided the appropriate response to the incident you reported?	71%	69%	68%	66%	72%	70%
Q5.	Do you feel you were adequately informed about the progress made with what you reported?	58%	57%	68%	55%	60%	57%
Q6.	How satisfied are you with the way you were treated by the officers who attended the incident?	85%	84%	85%	81%	84%	85%
Q7.	Based on your overall experience, how satisfied are you with Police Scotland?	73%	73%	75%	68%	77%	75%