



North Ayrshire Council
Comhairle Siorrachd Àir a Tuath

Police and Fire and Rescue Committee

A meeting of the **Police and Fire and Rescue Committee** of North Ayrshire Council will be held remotely on **Tuesday, 09 February 2021** at **14:00** to consider the undernoted business.

Arrangements in Terms of COVID-19

In light of the current COVID-19 pandemic, this meeting will be held remotely in accordance with the provisions of the Local Government (Scotland) Act 2003. Where possible, the meeting will be live-streamed and available to view at <https://north-ayrshire.public-i.tv/core/portal/home>. In the event that live-streaming is not possible, a recording of the meeting will instead be available to view at this location.

1 Apologies

2 Welcome and Introductions

3 Declarations of Interest

Members are requested to give notice of any declarations of interest in respect of items of business on the Agenda.

4 Minutes

The accuracy of the Minutes of the meeting held on 27 October 2020 will be confirmed and the Minutes signed in accordance with Paragraph 7 (1) of Schedule 1 of the Local Government (Scotland) Act 1973 (copy enclosed).

5 Chair and Vice-Chair Verbal Updates

- 6 Presentation: Fire Safety Enforcement Activities**
Receive a presentation from Ian McMeekin, Area Commander (Scottish Fire and Rescue) on Fire Safety Enforcement Activities.
- 7 Scottish Fire and Rescue Service Performance and Service Updates**
Submit report by Scottish Fire and Rescue Service on performance in relation to North Ayrshire for the period 1 April - 31 December 2020 (copy enclosed).
- 8 Police Scotland Performance Report**
Submit report by Police Scotland on performance in relation to North Ayrshire Local Police Plan for the period 1 April - 31 December 2020 (copy enclosed).
- 9 Urgent Items**
Any other items which the Chair considers to be urgent.

Webcasting

Please note: this meeting may be filmed for live and subsequent broadcast via the Council's internet site. At the start of the meeting, the Chair will confirm if all or part of the meeting is being live-streamed/webcast.

You should be aware that the Council is a Data Controller under the Data Protection Act 2018. Data collected during the live-stream/webcast will be retained in accordance with the Council's published policy, including, but not limited to, for the purpose of keeping historical records and making those records available via the Council's internet site.

Generally, the press and public seating areas will not be filmed. However, by entering the Council Chambers and using the press or public seating area, you are consenting to being filmed and consenting to the use and storage of those images and sound recordings and any information pertaining to you contained in them for webcasting or training purposes and for the purpose of keeping historical records and making those records available to the public. If you do not wish to participate in a recording, you should leave the meeting at this point. This will constitute your revocation of consent.

If you have any queries regarding this and, in particular, if you believe that use and/or storage of any particular information would cause, or be likely to cause, substantial damage or distress to any individual, please contact dataprotectionofficer@north-ayrshire.gov.uk.

Police and Fire and Rescue Committee Sederunt

John Glover (Chair)
Todd Ferguson
Ellen McMaster
Davina McTiernan
Jimmy Miller
Donald L Reid
Angela Stephen

Chair:

Apologies:

Attending:

**Police and Fire and Rescue Committee
27 October 2020**

Agenda Item 4

27 October 2020 - At a Meeting of the Police and Fire and Rescue Committee of North Ayrshire Council at 2.00 p.m. involving participation by remote electronic means.

Present

John Glover, Jimmy Miller, Davina McTiernan, Donald L. Reid and Angela Stephen.

In Attendance

A. Craig, Senior Manager (Legal Services), A. Little, D. McCaw and E Gray, Committee Services Officers (Chief Executive's Service)..

Also In Attendance

Chief Superintendent Hussain, Chief Inspector B. Shaw (Police Scotland); K. Hankinson and C. McFie (Scottish Fire and Rescue Service).

Chair

Councillor Glover in the Chair.

Apologies

Todd Ferguson, Ellen McMaster, and Area Commander I. McMeekin (Scottish Fire and Rescue Service).

1. Declarations of Interest

There were no declarations of interest by Members in terms of Standing Order 10 and Section 5 of the Code of Conduct for Councillors.

2. Minutes

The Minutes of the Meeting of the Committee held on 25 August 2020 were confirmed and the Minutes signed in accordance with Paragraph 7 (1) of Schedule 7 of the Local Government (Scotland) Act 1973.

3. Welcome and Introductions

The Chair welcomed everyone to the meeting.

4. Chair and Vice Chair Verbal Updates

The Chair advised of information that had been published recently on new fire regulations for domestic dwellings and sought an update from Scottish Fire and Rescue Service.

Group Manager Hankinson reported that the leaflet distributed to homes was premature and the regulations would not come into effect until February 2022.

5. Scottish Fire and Rescue Service Performance Report

Submitted report by the Scottish Fire and Rescue Service (SFRS) which provided information on the progress against the North Ayrshire Local Fire and Rescue Plan for the period 1 April 2019 – 30 September 2020. Appendix A to the report provided analysis of the performance and Appendix B examined how the Covid19 pandemic had impacted on local operational activity.

Review of performance against the six indicators identified three indicators were below, one indicator remained unchanged and two were above the three-year average. One indicator had seen a reduction in the three-year average by more than 20% and three others had reduced by 8% and 4%. Statistical information provided, illustrated reductions in the total number of incidents by 8%, which included primary and secondary fires decreasing by (22%) and false alarms by (4%). Data on Home Fire Safety Visits, Fire Safety Audits and the retained duty system was also provided within the report.

The Committee was provided with further information in relation to the low rate of 2 fire casualties in 2019/20 and the rise to 11 in 2020 that accounted for the 450% rise in this category and advised that a more meaningful comparison could be seen over a longer period. In particular, the rate of fire casualties was down 16% over a 5-year period.

Noted.

7. Police Scotland Performance Report

Submitted report by Police Scotland on performance in relation to the North Ayrshire Local Police Plan for the period from 1 April 2019 to 31 March 2020.

The report provided details of North Ayrshire's performance including a 1.6% rise in the total number of crimes. The executive summary outlined progress in the priority areas of drug supply and misuse, violence and anti-social behaviour, dishonesty and road safety. Statistical and contextual information was provided in respect of recorded incidents that included: -

- Operation TALLA, Police Scotland's operational response to the pandemic and the use of the four Es approach – Engage, Explain, Encourage and Enforcement;
- the issue of 117 Fixed Penalty Notices for not adhering to COVID restrictions;
- a reduction in sexual crimes, fire-raising/vandalism, shoplifting and speeding;
- an increase in motor vehicle crimes, fraud, driving without insurance or licence and drink/drug driving; and
- the Your Police Survey that was being undertaken to gather views on the policing response to the coronavirus, public confidence and perception of crime in local areas and assist in revising policing plans.

Committee was provided with further information in relation to:

- the stringent criteria that required to be met for any firearms operations in Scotland, scrutiny of operations to ensure the use of firearms had been appropriate and that only specially trained officers carry and used tasers;
- the recent recovery of firearms in North Ayrshire;
- compliance by the majority of the population with Covid restrictions and Operation TALLA which was used to engage, explain, encourage and then enforce restrictions where required;
- fixed Penalty Notices issued for non-compliance with Covid restrictions and, where appropriate, engagement with partner agencies to assist repeat offenders when it was identified they were unable to comply with current restrictions;
- a change in the recording process of missing people data that now included young people from looked after accommodation; and
- the targeting of speeding that would be undertaken in specific areas within North Ayrshire over the next few days.

The Committee expressed its appreciation of the work of Police Scotland and highlighted the efforts of Inspector Alison Wilson and her team in addressing the anti-social behaviour at Ardeer Rec and keeping the local community and Elected Members advised.

Noted.

The meeting ended at 2.55 p.m.

Police & Fire and Rescue Committee – 9th February 2021

Subject Performance Report and Service updates

Purpose To advise members of the Police and Fire Committee as to progress against North Ayrshire's Local Fire and Rescue Plan and to provide committee members with other key Fire and Rescue Service updates

Recommendation For members to note the information contained within this report

1. Introduction

- 1.1 On the 1st October 2019, the Scottish Fire and Rescue Service (SFRS) laid before the Scottish Parliament its new Strategic Plan for the period 2019-22. As a result of this publication, the Service is legally obliged to review its existing Local Fire and Rescue Plans for all 32 local authorities across Scotland.
- 1.2 As a result of the introduction of a new Strategic Plan for the 2019/22 period, a review of the existing North Ayrshire Local Fire and Rescue Plan has since taken place. The priorities contained within the existing plan will remain in place at this time

2. Performance Summary

- 2.1 An analysis of operational responses within North Ayrshire for the period 1st April to 31st December 2020 identified a 3% decrease in activity levels across the local authority when compared to the corresponding period in 2019. A further review of the three years average indicated a 2% increase in overall operational activity over the nine-month period.
- 2.2 In reviewing operational activity on a broader level, false alarms accounted for 58% of all demand within North Ayrshire, with fire related and special service activity accounting for 26% and 16% respectively.
- 2.3 For the period 1st April to 31st December 2020, overall progress is being monitored across six indicators, utilising the three-year rolling average as a basis of measuring performance. Year on year and the rolling three-year average figures are also used to review short and long terms changes in demand and trends.
- 2.4 Utilising the defined approach in Section 2.3, review of performance against these six indicators identified four indicators are below, one is above, and one remains constant with no change in comparison to the three-year average. Two indicators have seen a

reduction in the three-year average by more than 12% and two others have reduced by 4% and 1%.

- 2.5 Further analysis of this performance is provided within the associated performance report [Appendix A].

3. SFRS Updates

- 3.1 The SFRS has introduced another Rural Full Time Post into the North Ayrshire area. Watch Commander Grant Colman has been appointed into this role and will support on-call stations located across the North Coast, Arran and Three Towns localities.
- 3.2 A review of the organisation's Unwanted Fire Alarm Signals Policy and procedure is currently underway. This process will review the lessons identified from the introduction of revised response models during the early stages of the ongoing pandemic. This review will produce a series of proposals and will inform how the SFRS will respond to automatic fire alarms moving forward.

4. Proposal

- 4.1 It is proposed that members of the Police & Fire and Rescue Committee:
- a) Note the contents of the performance summary and associated report for the period 1st April to 31st December 2020.
 - b) Note the SFRS updates.

5. Implications

- 5.1 No implications have been identified at this time in respect of service delivery within North Ayrshire.

6. Conclusion

- 6.1 Fire and rescue service activity is subject to regular monitoring and review and the local fire and rescue plan priorities identified within the Local Fire and Rescue Plan forms part of this reporting process.
- 6.2 Members of the Police & Fire and Rescue Committee will be kept up to date as to progress against the Local Fire and Rescue Plan and to any future fire and rescue service updates as they arise.

Area Commander Ian McMeekin
Local Senior Officer
East Ayrshire, North Ayrshire and South Ayrshire
Scottish Fire and Rescue Service

For further information please contact Area Commander Ian McMeekin 01294 606811



**North Ayrshire Performance Report
1st April 2020 - 31st December 2020**



SCOTTISH
FIRE AND RESCUE SERVICE
Working together for a safer Scotland

**Working together
for a safer Scotland**



North Ayrshire Performance Report

Table of Contents

Local Fire and Rescue Service Plan Priorities	3
North Ayrshire Activity Summary	4
Domestic Safety - Accidental Dwelling Fires	5
Domestic Safety - Accidental Dwelling Fire Casualties	6
Unintentional Injury and Harm	7
Deliberate Fire Setting	8
Non-Domestic Fire Safety	9
Unwanted Fire Alarm Signals	10
Prevention & Protection	11
Retained Duty System	11

Local Fire and Rescue Service Plan Priorities

The Local Fire and Rescue Service Plan has been developed to set out the priorities and objectives within North Ayrshire and allows our local authority partners to scrutinise the performance outcomes of these priorities. We will continue to work closely with our partners in North Ayrshire to ensure we are all “**Working Together for a Safer Scotland**” through targeting risks to our communities at a local level.

The plan has been developed to complement key partnership activity embedded across North Ayrshire's Community Planning Partnership. Through effective and co-ordinated partnership working we will seek to deliver continuous improvement in our performance and effective service delivery in our area of operations.

The Local Fire and Rescue Plan for North Ayrshire identified six areas for demand reduction and is subject to regular monitoring and reporting through the Police & Fire and Rescue Committee. A summary of the priorities and current activity is detailed below with further detail and analysis contained within this performance report.

	Accidental Dwelling Fires	Accidental Dwelling Fire Casualties	Unintentional Injury and Harm	Deliberate Fire Setting	Non-Domestic Fire Safety	Unwanted Fire Alarm Signals
Ardrossan & Arran	11	1	7	37	0	52
Dalry & West Kilbride	12	2	7	36	3	40
Irvine East	9	2	3	32	1	8
Irvine South	6	2	6	61	4	90
Irvine West	13	1	4	37	3	104
Kilbirnie & Beith	8	0	9	30	1	28
Kilwinning	6	0	4	50	1	35
North Coast & Cumbraes	6	0	5	13	2	37
Saltcoats	17	3	6	28	3	36
Stevenston	11	5	6	44	0	36
Total Incidents	99	16	57	368	18	466

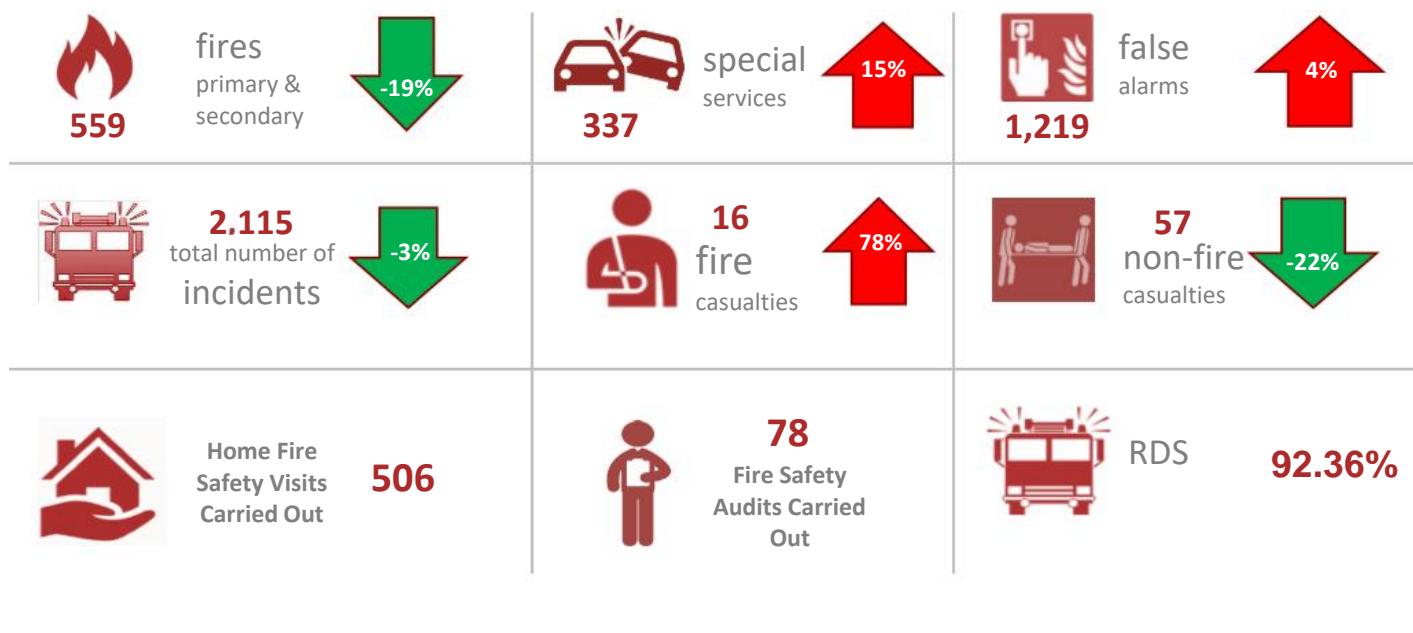
Year on Year Change	● -14%	◆ 78%	● -22%	● -29%	● -42%	● -5%
3 Year Average Change	▲ -4%	◆ 14%	● -12%	◆ 0%	● -14%	▲ -1%
5 Year Average Change	▲ -4%	● -15%	● -7%	▲ -2%	● -13%	◆ 5%

About the statistics within this report

The activity totals and other statistics quoted within this report are published in the interests of transparency and openness. They are provisional in nature and subject to change as a result of ongoing quality assurance and review. Because all statistics quoted are provisional there may be a difference in the period totals quoted in our reports after local publication which result from revisions or additions to the data in our systems. The Scottish Government publishes official statistics each year which allow for comparisons to be made over longer periods of time.

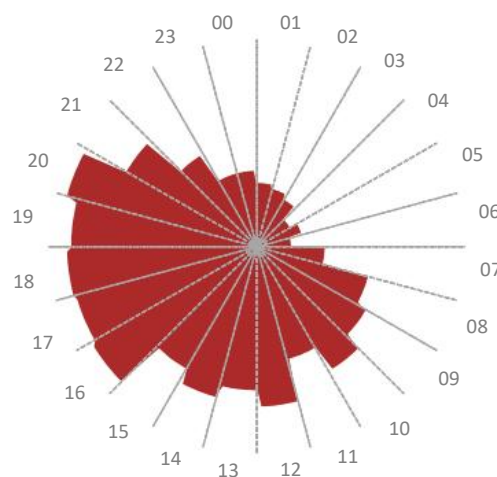
- Activity levels have reduced by more than 5%
- ▲ Activity levels have reduced by up to 5%
- ◆ Activity levels have increased overall

North Ayrshire Delivery Activity Summary

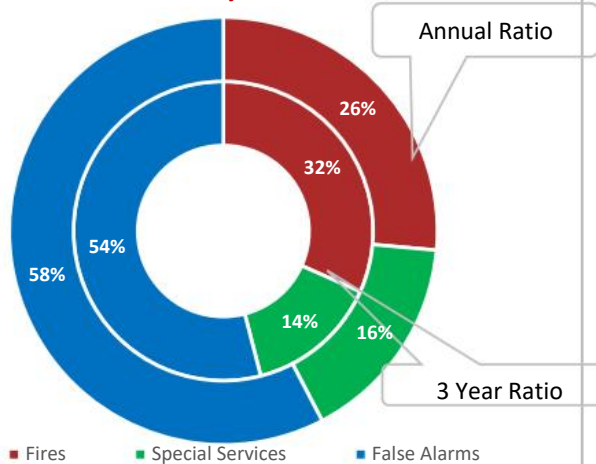


Activity by Time of Day

Hour (am)	Total	Hour (pm)	Total
Midnight	57	Mid-day	119
1am	48	1pm	107
2am	45	2pm	116
3am	41	3pm	105
4am	29	4pm	142
5am	35	5pm	139
6am	26	6pm	141
7am	51	7pm	138
8am	86	8pm	146
9am	94	9pm	112
10am	107	10pm	80
11am	87	11pm	57



Incidents by Classification



Top 15 Incident Types by % of Total Incidents

False Alarm (UFAS)	22.03%
False Alarm (Dwelling)	21.28%
False Alarm (Good Intent)	13.71%
Outdoor Fire	9.98%
Refuse Fire	7.52%
Dwelling Fire	5.34%
Special Service - Effecting...	5.25%
Special Service - Assist other...	1.99%
Special Service - Flooding	1.84%
Special Service - No action (not...	1.61%
Vehicle Fire	1.37%
Other Building Fire	1.32%
Special Service - RTC	1.28%
Special Service - Other...	0.90%
Other Primary Fire	0.61%

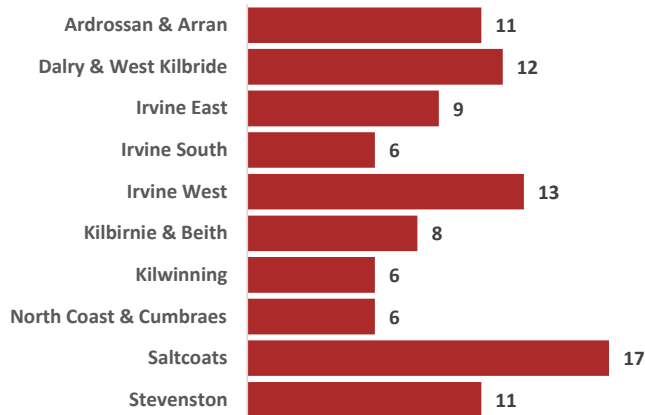
Domestic Safety - Accidental Dwelling Fires



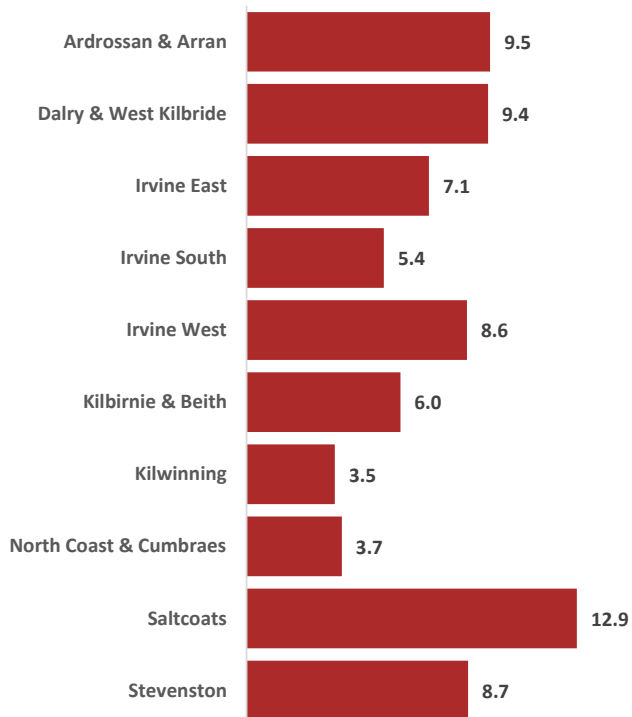
Performance Summary



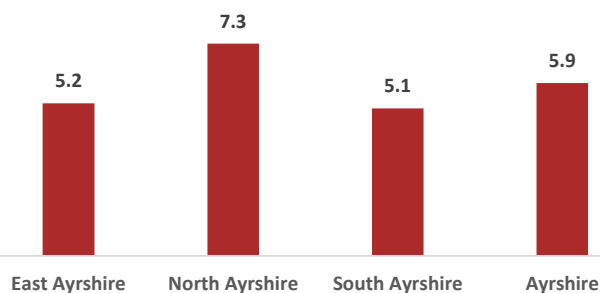
Accidental Dwelling Fires by Ward Area



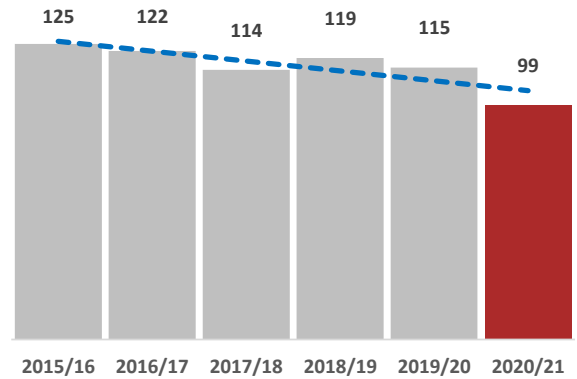
Incidents Per 10,000 Population - North Ayrshire



Incidents Per 10,000 Population - Ayrshire



Accidental Dwelling Fires to Date



Severity of Accidental Dwelling Fires



No Firefighting Action

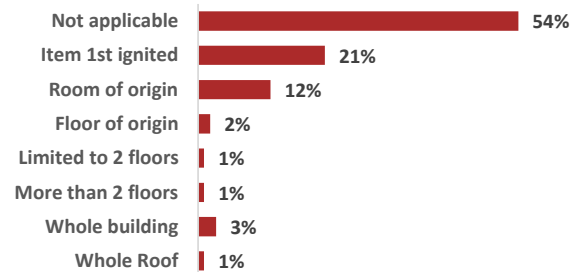
47%



Direct Firefighting

19%

Extent of Fire Damage



Automatic Detection & Actuation



Detection Present

77%



Detection Actuated

70%

Calls Made via Linked Alarms

21%

Human Factors



Distraction

29%



Alcohol/Drug Impairment

16%

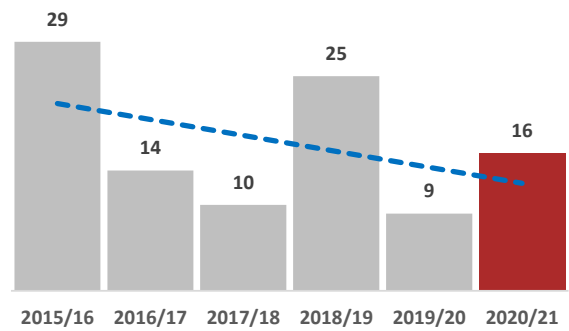
Domestic Safety - Accidental Dwelling Fire Casualties



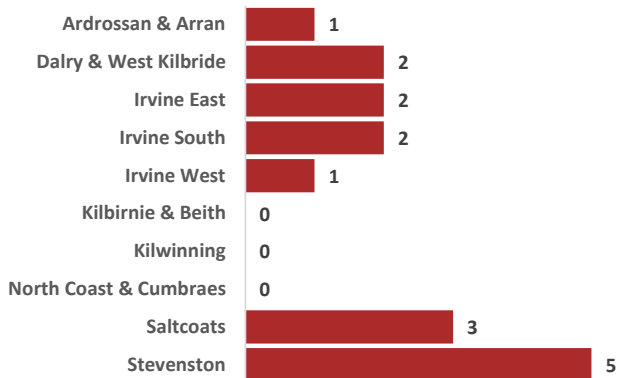
Performance Summary

Year on Year	3 Year Average	5 Year Average
78%	14%	-15%

Accidental Dwelling Fire Casualties Year to Date



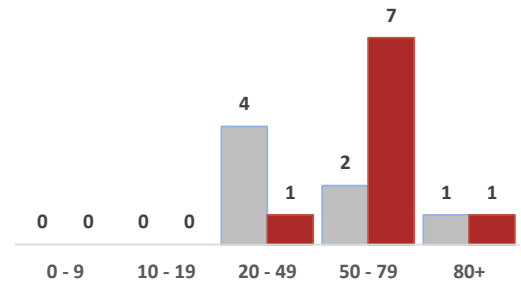
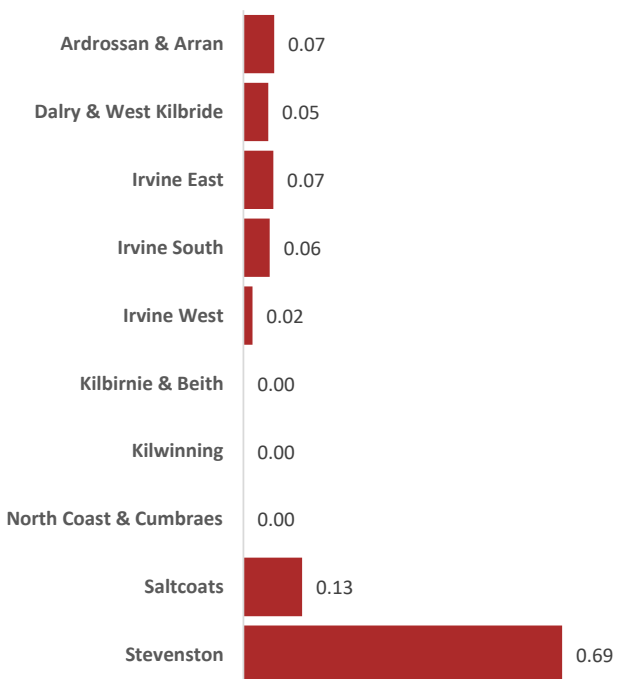
Fire Casualties by Ward Area



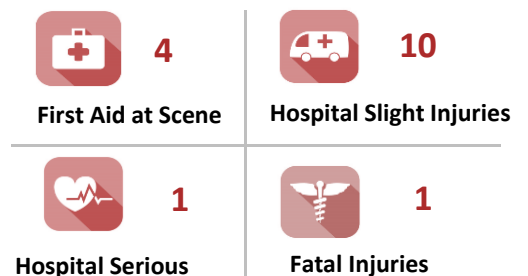
Age / Gender Profile



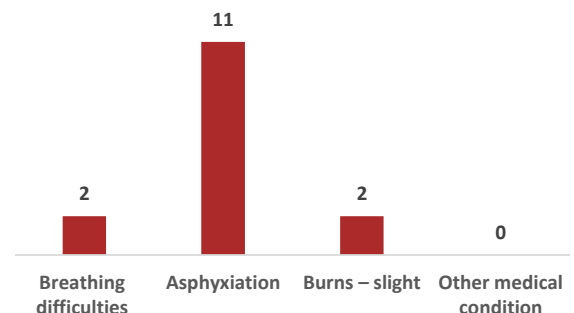
Casualties Per 10,000 Population - North Ayrshire



Extent of Harm



Casualties Per 10,000 Population - Ayrshire



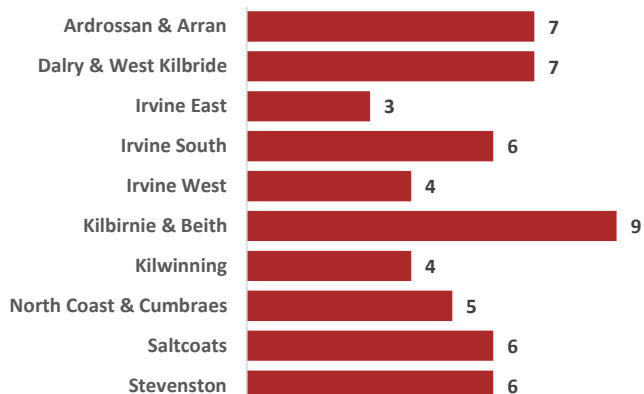
Unintentional Injury or Harm



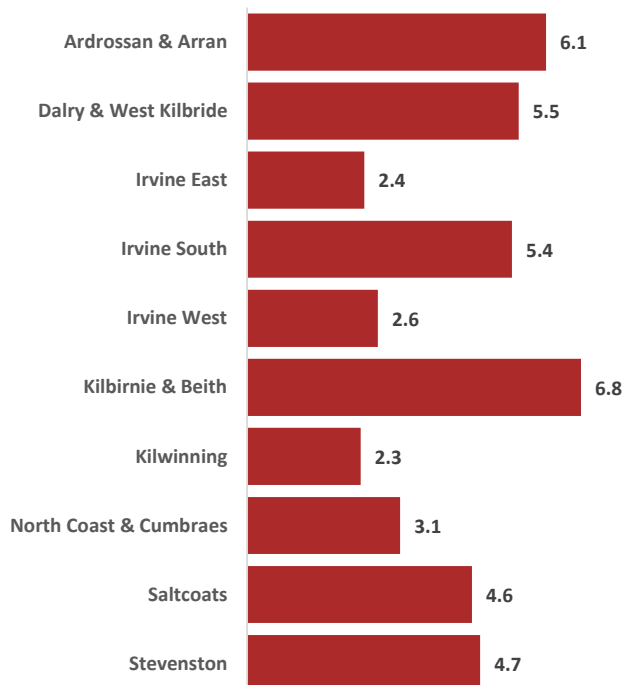
Performance Summary



Non-Fire Casualties by Ward Area



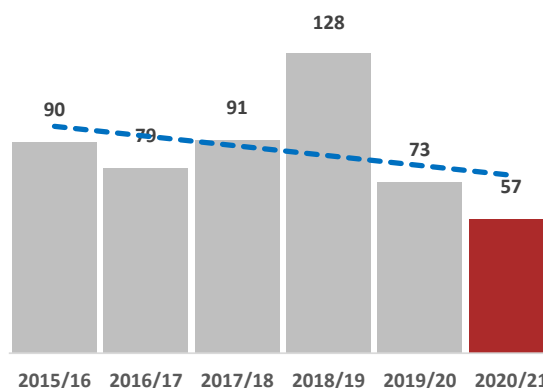
Casualties Per 10,000 Population - North Ayrshire



Non-Casualties Per 10,000 Population - Ayrshire



Special Service Casualties Year to Date



Age / Gender Profile



Extent of Harm



1

First Aid at Scene



27

Hospital Slight Injuries



14

Hospital Serious



3

Fatal Injuries



Road Traffic Collision

39%



Water Rescue

2%



Assisting Other Agencies

49%



All Other Incidents

11%

Deliberate Fire Setting

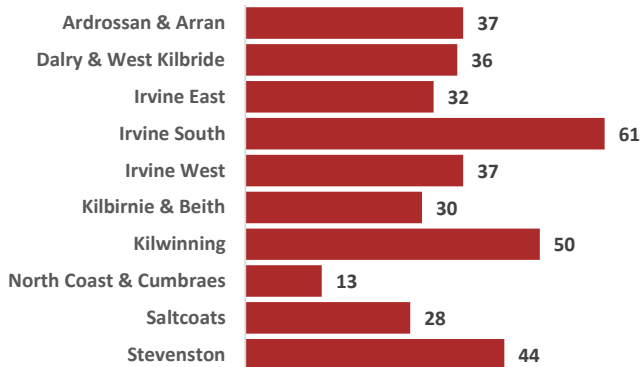


Performance Summary

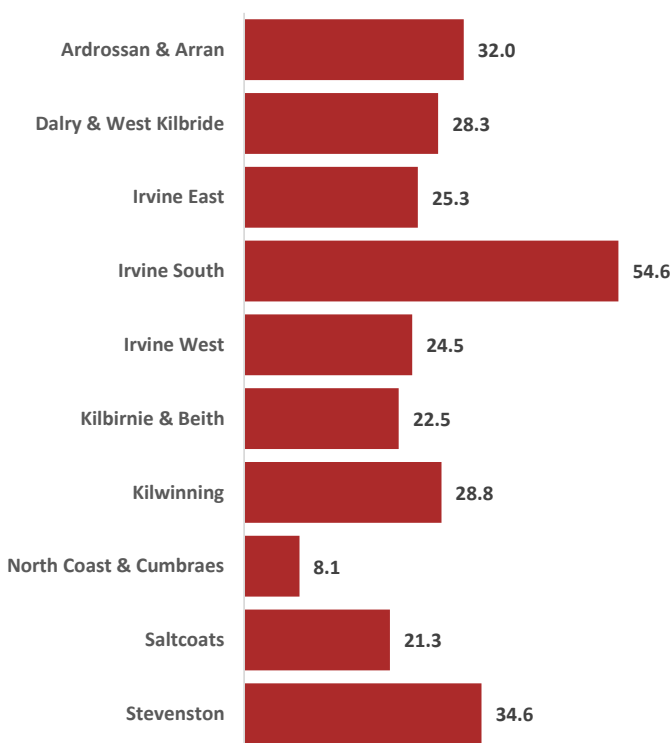
Year on Year 3 Year Average 5 Year Average

● -29% ● -10% ▲ -2%

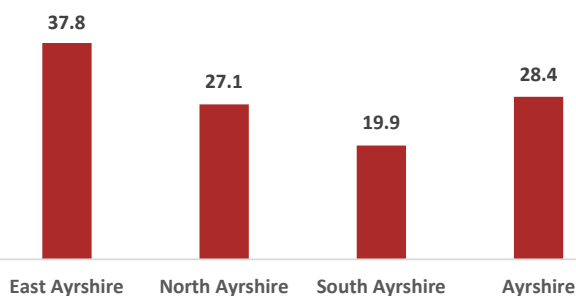
Deliberate Fires by Ward Area



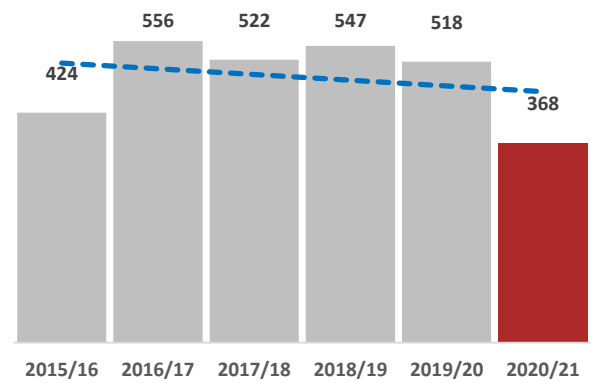
Incidents Per 10,000 Population - North Ayrshire



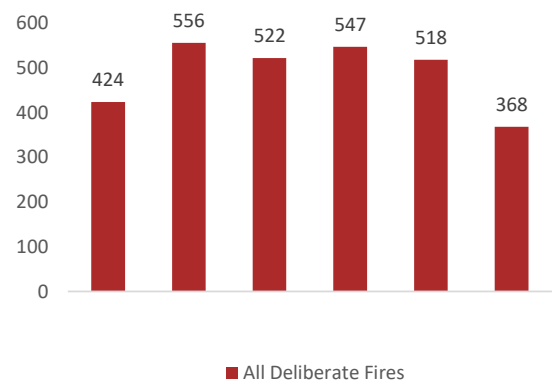
Incidents Per 10,000 Population - Ayrshire



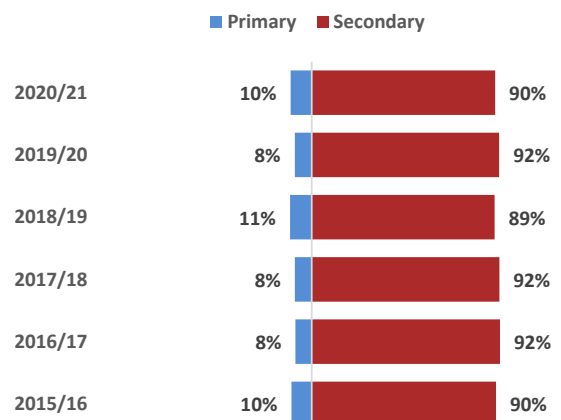
Deliberate Fires Year to Date



Deliberate Fires Compared to Operational Activity



Deliberate Fires by Classification



Secondary Fire Ratio by Activity Type



Non-Domestic Fire Safety



Performance Summary

Year on Year	3 Year Average	5 Year Average
-42%	-14%	-13%

Non-Domestic Fires by Ward Area

Ardrossan & Arran	0
Dalry & West Kilbride	3
Irvine East	1
Irvine South	4
Irvine West	3
Kilbirnie & Beith	1
Kilwinning	1
North Coast & Cumbræes	2
Saltcoats	3
Stevenston	0

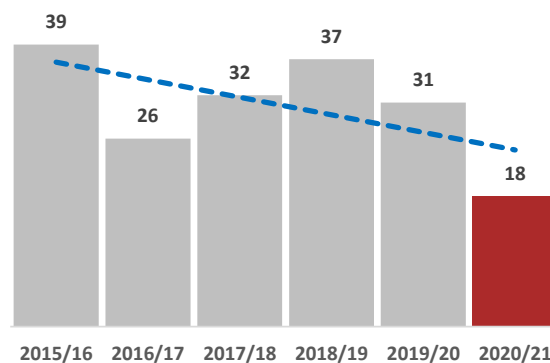
Incidents Per 10,000 Population - North Ayrshire

Ardrossan & Arran	0.0
Dalry & West Kilbride	2.4
Irvine East	0.8
Irvine South	3.6
Irvine West	2.0
Kilbirnie & Beith	0.8
Kilwinning	0.6
North Coast & Cumbræes	1.2
Saltcoats	2.3
Stevenston	0.0

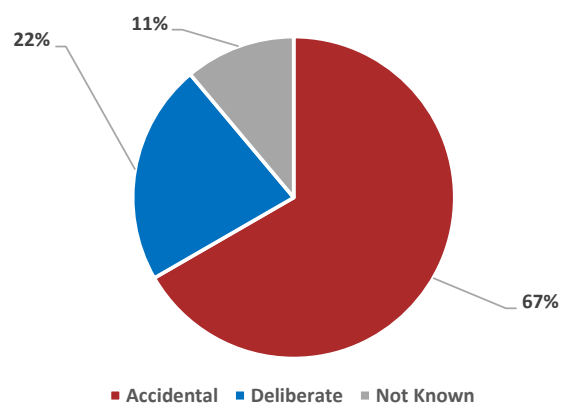
Incidents Per 10,000 Population - Ayrshire

East Ayrshire	1.3
North Ayrshire	1.3
South Ayrshire	1.2
Ayrshire	1.3

Non-Domestic Fires Year to Date



Non-Domestic Fires by Nature of Origin



Non-Domestic Fires by Premises Type

Retail	5
Residential Home	3
Food and Drink	2
Industrial processing	2
Public utilities	2
Hospitals and medical care	1
Education	1
Entertainment	1

Extent of Fire Damage

Not applicable	8
Limited to item 1st ignited	4
Limited to room of origin	3
Limited to floor of origin	3

Unwanted Fire Alarm Signals

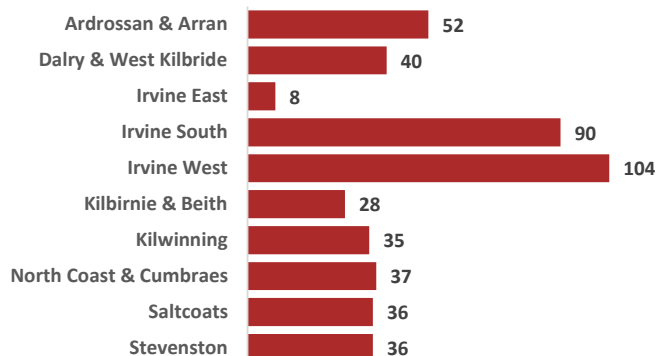


Performance Summary

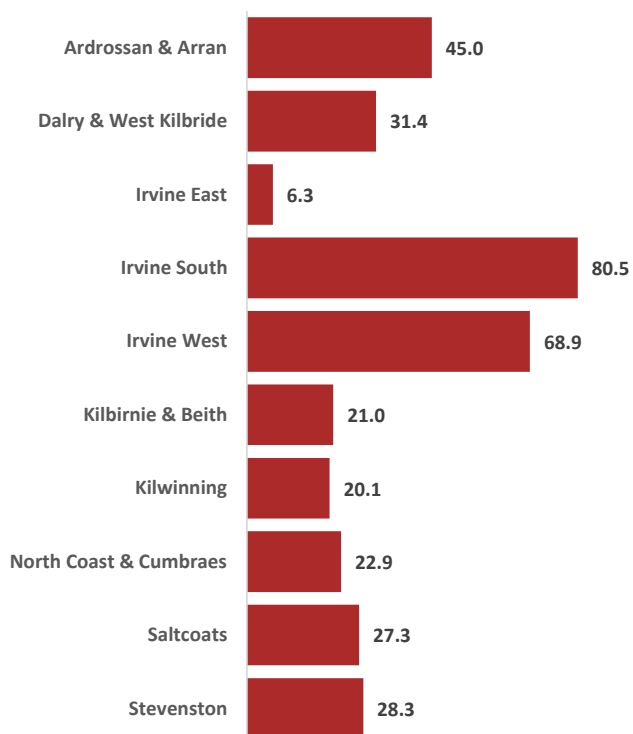
Year on Year 3 Year Average 5 Year Average

● -5% ▲ -1% ◆ 5%

Unwanted Fire Alarms Signals by Ward Area



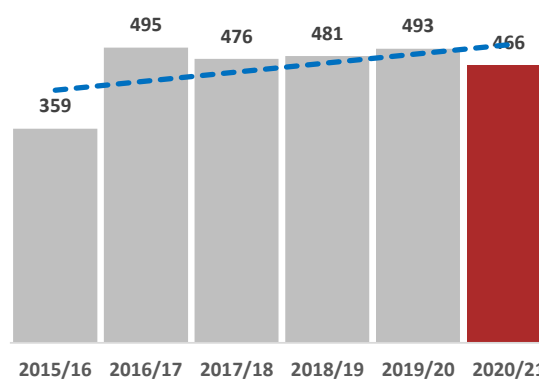
Incidents Per 10,000 Population - North Ayrshire



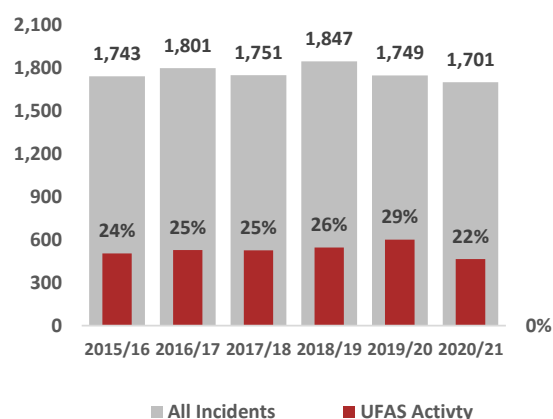
Incidents Per 10,000 Population - Ayrshire



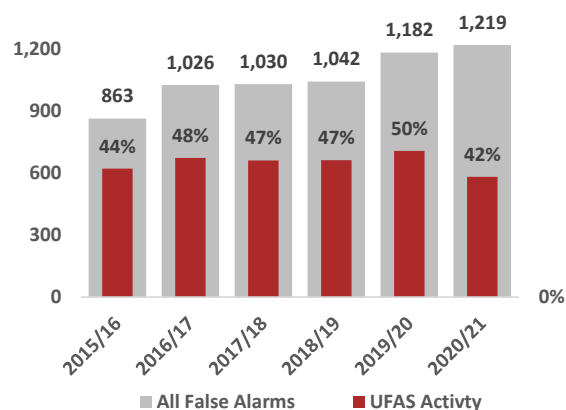
Unwanted Fire Alarm Signals Year to Date



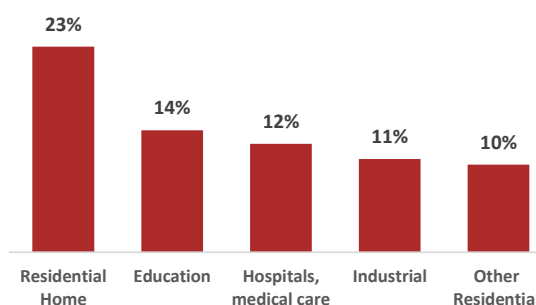
UFAS Percentage Against all Incidents



UFAS Percentage Against all False Alarms



Unwanted Fire Alarm Signals - Top 5 Premises



Home Fire Safety Visits



506

Home Fire
Safety Visits
Carried Out

501

Smoke Detectors Fitted
During Home Fire Safety
Visits

Percentage of High Risk
Home Fire Safety Visits
Carried Out

42%

Percentage of Visits Carried Out
Following Attendance at an
Incident

35%

Fire Safety Audits



Fire Safety
Audits Carried
Out

78



New Audits

85%



Re-Audits

0%



Post Fire Audits

14%



Complaint Audits

1%



Broadly Compliant

35%



Areas of Improvement

65%



Notice of Deficiencies

0%



Enforcement Notice

0%



Prohibition Notice

0%

Retained Duty System

Appliance Availability	Mon - Fri (08:00 - 18:00)	Mon - Thu (18:00 - 08:00)	Weekend (Fri 18:00 - Mon 08:00)	Total
Ardrossan	97.32%	99.85%	99.60%	99.00%
Dreghorn	81.48%	97.75%	98.17%	93.05%
Dalry	58.26%	93.21%	89.16%	81.30%
Beith	95.60%	99.68%	99.59%	98.43%
Kilbirnie	49.49%	69.32%	84.93%	69.12%
Largs	99.97%	100.00%	99.96%	99.98%
Skelmorlie	77.18%	88.11%	81.49%	82.42%
Millport - 1	100.00%	100.00%	100.00%	100.00%
Millport - 2	90.29%	98.23%	89.99%	92.84%
Brodick	99.45%	99.91%	99.97%	99.80%
Lamlash	100.00%	100.00%	100.00%	100.00%

North Ayrshire	86.28%	95.80%	94.81%	92.36%
Ayrshire	70.18%	96.28%	90.41%	86.36%

Total Mobilisations	Total Time Deployed	No. of Personnel	Contracts
238	00:00:00	11	775%
363	00:00:00	10	725%
209	00:00:00	7	550%
233	00:00:00	13	1100%
182	00:00:00	8	750%
176	00:00:00	12	950%
19	00:00:00	8	625%
34	00:00:00	13	1350%
28	00:00:00	9	875%
49	00:00:00	9	875%
62	00:00:00	9	875%

Glossary of Terms

Term - What it means

ADF

Accidental Dwelling Fire

CSET

Community Safety Engagement Toolkit is a internal IT system used to record home fire safety visits and community safety activities

FSET

Fire Safety Experiential Training is a bespoke training programme developed by the Scottish Fire and Rescue Service in Ayrshire and delivered to community planning partners to raise awareness of fire safety within the domestic environment

HFSV

Home Fire Safety Visit

PDIR

Post Domestic Incident Response, a term used by Prevention and Protection Directorate to indicate actions taken following attendance at a fire or other incident in the home. PDIRs include amongst things the offer of a free follow-up home fire safety visit

Primary Fires

These include all fires in buildings, vehicles and outdoor structures or any fire involving casualties, rescues or fires attended by five or more appliances

RDS

Retained Duty System. Professional on call firefighters who may have other primary employment responsibilities outside the Fire and Rescue Service but respond to emergency calls within their local area as and when required

RTC

Road Traffic Collision

Secondary Fires

These are the majority of outdoor fires including grassland and refuse fires unless they involve casualties or rescues, property loss or fire or more appliances attend. They include fires in single derelict buildings

Special Service

Calls to incidents which are not fires or false alarms such as RTCs, rescues, flooding, incidents involving hazardous materials or the provision of assistance to other agencies

UFAS

Unwanted Fire Alarm Signals. When an automatic fire detection and alarm system is activated as a result of anything other than an actual fire the activation is classed as a false alarm. If an attendance is made to such an event by the Scottish Fire and Rescue Service, then the event is recorded as an UFAS incident

North Ayrshire

Performance Summary Report

Reporting Period: 01/04/20 - 31/12/20

Agenda Item 8



POLICE
SCOTLAND
Keeping people safe

Total Crime



0.7%



60 Crimes

Incidents
Recorded

6.9%



31,065

Common Assault

9.2%



1031

Overall Dishonesty

1.7%



2,081

Domestic Abuse

12.5%



756

Overall Violent
Crime

8.2%



1, 129

Sexual Crime

31.2%



192

Road Traffic
Casualties

46.1%



69

Disorder
Complaints

30.2%



6647

Missing People

18.7%



872

Counter Terrorism



The threat level from INTERNATIONAL
TERRORISM has been increased to SEVERE mean-
ing an attack is highly likely.

Housebreaking

8.4%



219

*All data provided is for the period 1 Apr - 31 December unless otherwise stated. All statistics are provisional and should be treated as management information. All data have been extracted from Police Scotland internal systems and are correct as of 21/01/2021

North Ayrshire Performance Summary Report

Reporting Period:
1 Apr to 31 Dec 2020



SECTION	PAGE NUMBER
Introduction	2
Executive Summary	3
Coronavirus	4
Demand Analysis	5
Domestic Abuse	6
Hate Crime	7
Violence & Antisocial Behaviour	8
Serious Organised Crime	9
Terrorism and Domestic Extremism	9
Protecting People at Risk of Harm	9
Road Safety	10
Housebreaking	10
Public Confidence - Complaints & Allegations	11

Introduction

I am pleased to present this report to the Police Fire and Rescue Committee for its information and consideration.





Please note that all data included in this report are management information and not official statistics.

All data are sourced from Police Scotland internal systems and are correct as of date of publication.

Unless stated otherwise numerical comparisons are to the same period in the previous year to date.

NORTH AYRSHIRE POLICING PRIORITIES 2018-2022

- 1 Drug dealing and drug misuse
- 2 Violence and antisocial behaviour
- 3 Dishonesty
- 4 Road Safety

PRIORITY AREA	EXECUTIVE SUMMARY
Drug supply and misuse 	<p>Drug dealing and misuse continues to be a priority area for our attention in North Ayrshire as communities tell us they are concerned about the harm caused. Although our detections for drug supply remain slightly lower than last year the gap has reduced considerably from our last report. We continue to gather intelligence for further enforcement action in North Ayrshire, however we manage this from a pan-Ayrshire perspective as criminals are operating across Local Authority boundaries. Overall, drugs supply detections in Ayrshire are well above last year's figures.</p>
Violence & ASB 	<p>The level of overall violent crime is down 8.2% compared to last year. There has been a 9.2% reduction (105 fewer victims) in the number of common assaults. A contributory factor has been lockdown and ongoing COVID restrictions. The increase in ASB incidents incorporates a rise of calls relating to breaches of COVID guidelines, as they are categorised in the same way.</p>
Dishonesty 	<p>Housebreaking crimes have increased over the last 3 months and this predominantly relates to higher numbers of break-ins to garden huts and garages. Domestic dwellings and other premises remain similar.</p> <p>Fraud continues to rise both locally and nationally and has increased by 89.6%. This is partially due to improved crime recording practices, which sees local officers take a greater role in the investigation of the crime. We have supported the Police Scotland National "Take 5" campaign and our partners have also assisted in promoting our crime prevention messaging around Fraud.</p> <p>Thefts from motor vehicles remains higher this year and may be as a result of reduced shoplifting opportunities, with less access to shops during restrictions meaning opportunists targeting vehicles instead.</p>
Road Safety 	<p>The number of casualties on North Ayrshire's roads is significantly lower than last year. It is recognised that there has been a considerable reduction of vehicles on the roads during lockdown and ongoing restrictions. However, there has been a 64.5% increase in detections related to drink / drug driving. Officers continue to effectively target those who drive under the influence.</p>

POLICE SCOTLAND'S POLICING PRIORITIES 2020-2021

1. Protecting vulnerable people
2. Working with communities
3. Tackling crime in the digital age
4. Support for operational policing

CORONAVIRUS - IMPACT ON POLICING

Ayrshire Division and key partners have been working closely to manage the local response to the COVID-19 pandemic since March 2020. In North Ayrshire the Chief Officer Group, chaired by the Local Authority Chief Executive, has been meeting on a regular basis to ensure all key partners have the same shared awareness to the issues facing North Ayrshire and how to best coordinate the response to ensure our communities are kept as safe as possible during these challenging times.

The Ayrshire Local Resilience Partnership have also been meeting regularly to pro-actively respond to the changing restrictions throughout the year.

From a policing perspective we have continually reviewed our policing response model to ensure that North Ayrshire continues to receive an excellent service that keeps both the communities and our officers safe. Operation TALLA is the Police Scotland operational response to the pandemic.

Our officers continue to apply a pragmatic approach when engaging with members of the public, using our 4 E's approach:

Engage.

Explain.

Encourage.

Enforcement – only issuing a fixed penalty or taking other action when absolutely necessary.

We continue to receive and respond to reports of households or individuals not adhering to COVID restrictions. From 01 April to 31 December this has resulted in 162 Fixed Penalty Notices being issued in North Ayrshire.

FPN DATA	
QUARTER	UA
Q1	64
Q2	3
Q3	95
TOTAL	162

A large drop in intervention activity was noted across all divisions in Quarter 2, as restrictions were eased across the country. The FPN data provided is management information and should not be considered as official statistics.

There have been a few repeat offenders, however the majority of North Ayrshire residents continue to follow guidelines.

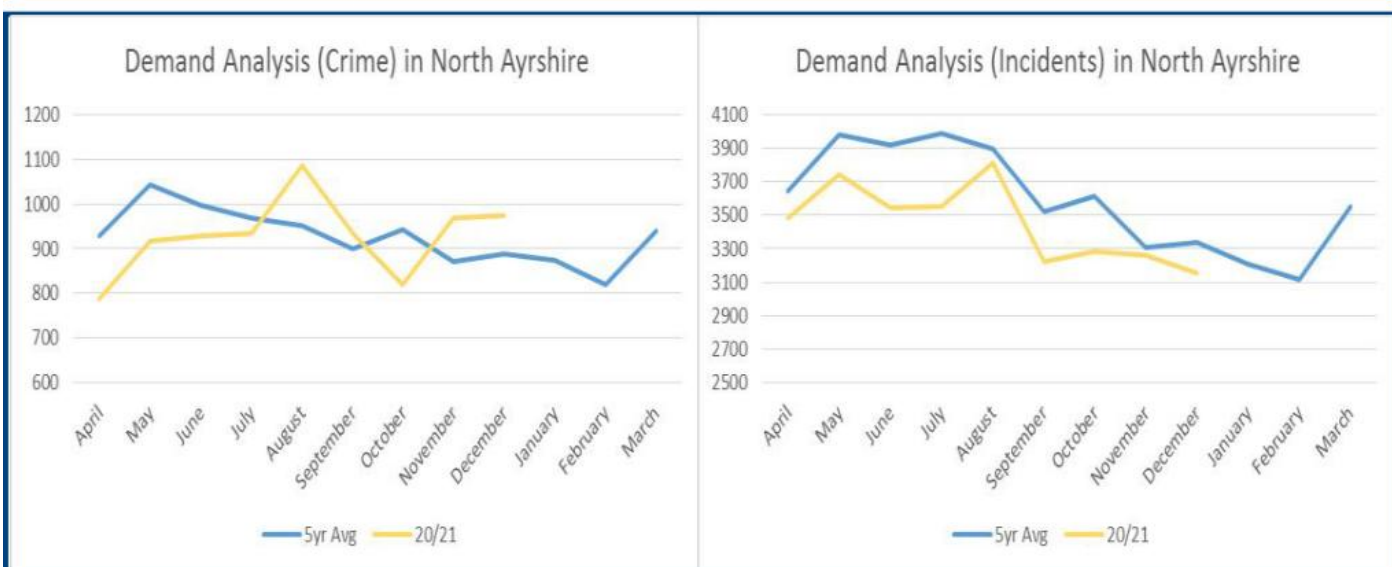
Independent polling commissioned by the SPA and published on 24th November 2020 confirm that the majority of the public are supportive of our policing response. The overall position across Scotland is that the public have a high level on confidence in the police service (more than 61% rating their local police as excellent or good once 'don't know' responses have been discounted). This is higher than the level of confidence found through the 2018/19 Scottish Crime and Justice Survey (58% when removing 'don't know' responses) – especially in terms of the proportion rating the police as Excellent - but slightly lower than in the Authority's Wave 1 and 2 surveys (66% and 63% respectively).

The following figures provide a synopsis of a change in crime / offences that may have been impacted on as a result of the pandemic:

- Sexual Crimes down 31%
- Fireraising / Vandalism down 14%
- Shoplifting down 19%
- Motor Vehicle Crime up 18%
- Fraud up 89%
- Speeding down 18%
- Drink / Drug Driving up 64.5%

DEMAND ANALYSIS - * PYTD - PREVIOUS YEAR TO DATE — CYTD - CURRENT YEAR TO DATE

CRIME	PYTD *	CYTD *	INCIDENTS	PYTD	CYTD
Total Crimes & Offences	8,287	8,347	Total number of incidents	33,362	31,065



There has been a nominal increase in overall crime, however this is largely due to increases in group 5 offences (known as pro-activity/other crimes) which are up 24% vs. the previous year. Of note, higher detections related to Road Traffic offences (up 145) and increased proactive detections for weapons, drugs and Bail offences (up 271), demonstrate officers still protecting their communities through proactive and intelligence-led policing whilst responding to the COVID-19 pandemic.

The pandemic continues to impact on crime trends. Theft from a motor vehicle (insecure etc.) is up by 25 crimes vs. last year. This may be a result of increasing numbers of people working from home. However the Ayrshire Acquisitive Crime Team, who were created to respond to these very types of crime, have helped increase detection rates in this crime type by over 150% vs. the previous year.

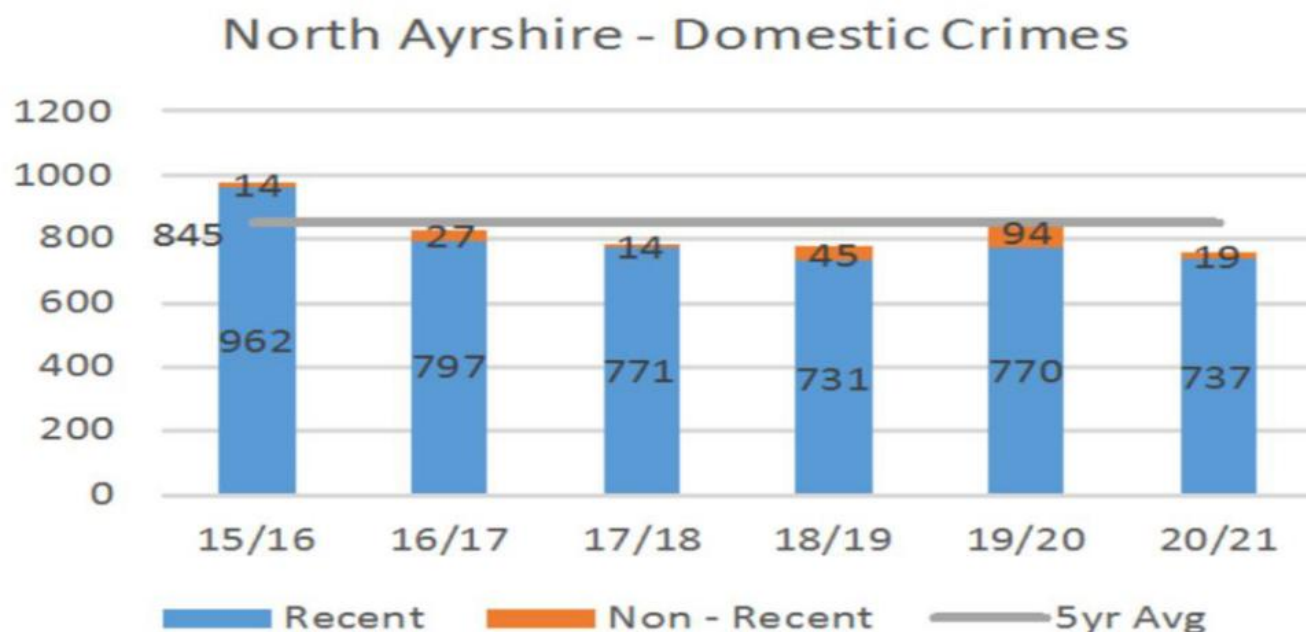
Another example of how the pandemic might be having an impact on crime trends can be seen in the continued increases in fraud being report. This is up by 112 crimes vs. the previous year. The Division continues to work with Specialist Crime Division and our Local Prevention and Intervention Officers to respond effectively to new scams. However, as acknowledged earlier, changes to how we record fraud has enabled us to record more crimes. This provides increased opportunity to learn from and better respond to an increasingly complex and sophisticated crime type.

Incidents this year have reduced consistently against the 5 year average and are 6.9% down on last year. The rise in disorder complaints is due to the way in which Police Scotland categorises complaints related to COVID-19 regulation breaches. These are included in the “disorder” figure.

The number of missing people continues to decrease (down by 279), and whilst this is likely due to COVID-19 restrictions, the Division continues to identify those at risk of going missing, working with partners to safeguard and sign-post where required.

Incident Data—Trends			
Incident Type	+/- vs. Previous Year	Incident Type	+/- vs. Previous Year
Public Nuisance	+1,461	Road Traffic Matters	-501
Noise Complaints	+171	Theft	-275
Fraud	+137	Disturbances	-202

DOMESTIC ABUSE - DATA OVERVIEW



CONTEXT:

Domestic Abuse crimes continue to decrease this year and also remains below the 5 year average.

It was anticipated that the implemented lockdown measures could see an increase in reported incidents and this continues to be monitored closely with police working alongside partners such as ASSIST and Women's Aid to ensure the impact of COVID is mitigated where possible and awareness of how to report these incidents is readily available to victims.

Domestic offences continue to be thoroughly investigated and with the introduction of Domestic Abuse Scotland Act 2018 (DASA) legislation officers are now able to appropriately investigate incidents of coercive control both historic and recent. This type of enquiry is often led by specialist officers from the Domestic Abuse Investigation Unit following initial attendance by uniformed officers as these enquiries often involve extensive investigation. There have been 20 DASA cases this year which is an increase of 4 at this point last year.

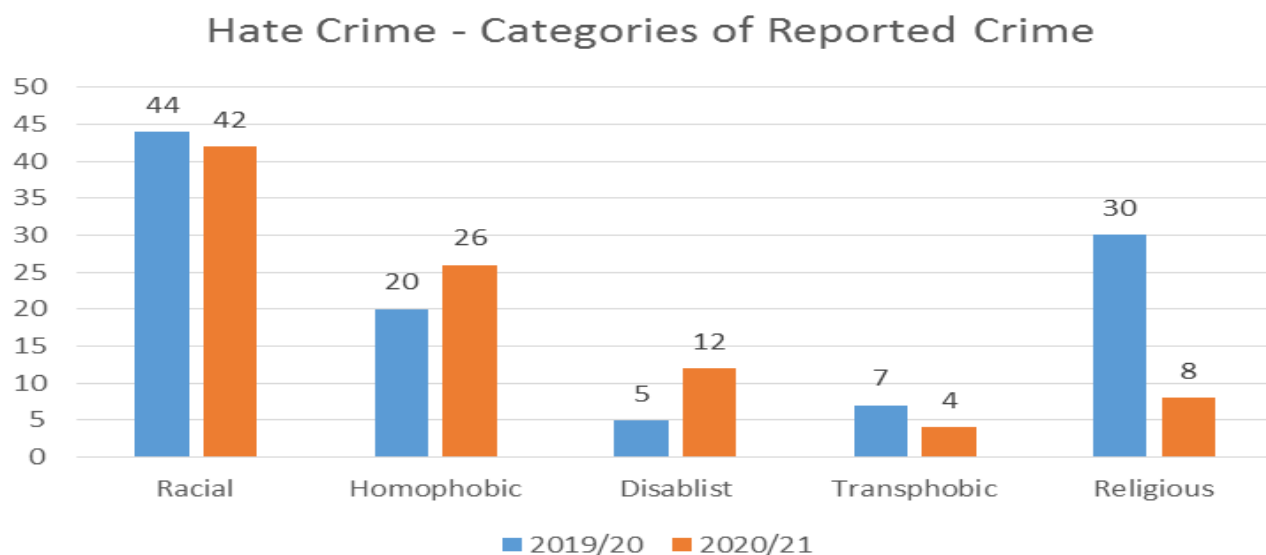
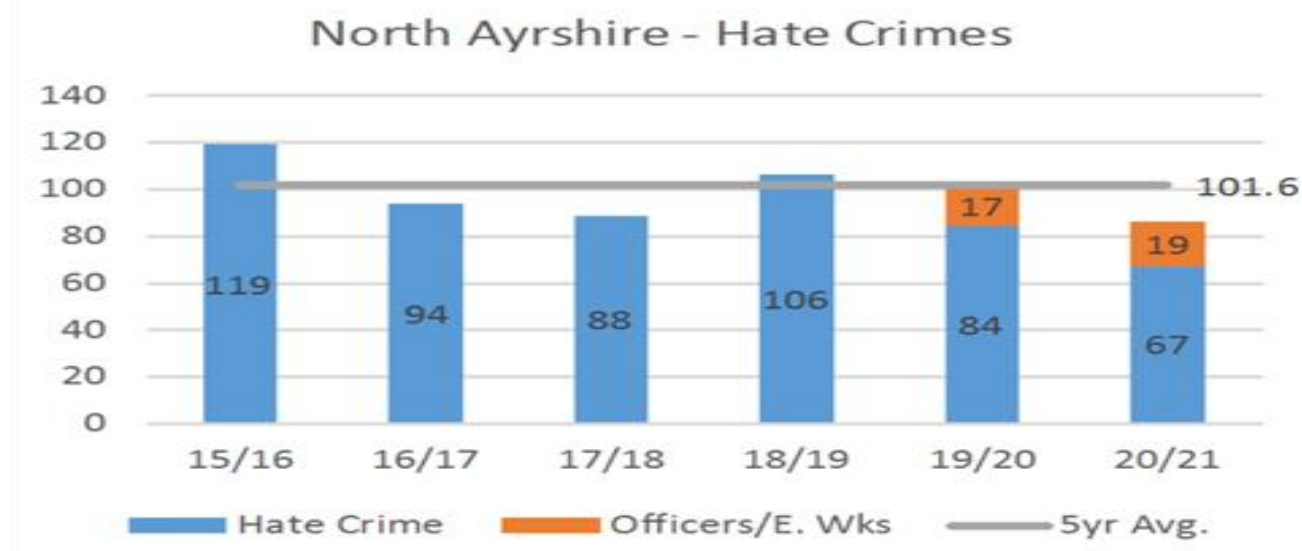
Officers continue to provide support to victims throughout the court process through the domestic bail check scheme where officers pro-actively visit victims and perpetrators of domestic abuse to ensure that bail conditions are being complied with and allowing victims the opportunity to report any further incidents. In respect of Domestic bail offences, there have been 85 recorded crimes which is an increase of 30 from the same period last year.

As a result of the pandemic the time limit bail restrictions are imposed has increased from 28 to 90 days. This has been a contributory factor in a 97% increase in all bail offences. This may be as a result of individuals failing to adhere to curfews or approaching people or places that are prohibited by their bail condition.

Local officers took part and supported our partners during the 16 Days of Action campaign encouraging victims of abuse to come forward and seek the help available.

All three Ayrshire council in partnership with NHS Ayrshire & Arran and Police Scotland, have joined together in a campaign called "Here to Help", which aims to raise awareness of the fact that support services, including third sector, are ready and able to help anyone who is experiencing harm or abuse, even during the current pandemic.

HATE CRIME - DATA OVERVIEW

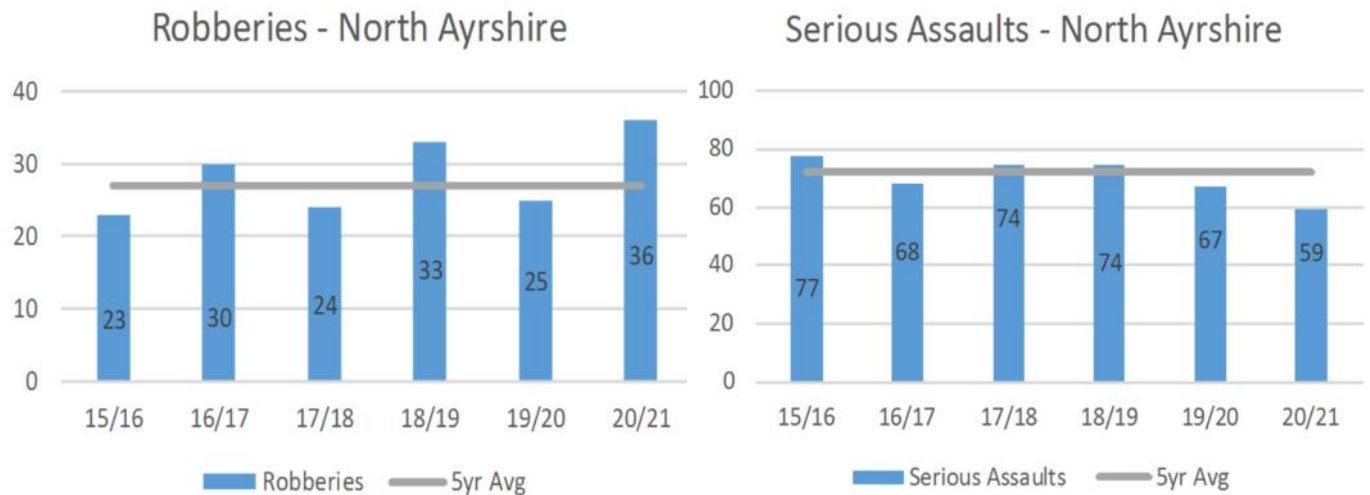


CONTEXT: Hate crime has reduced in comparison to the 5 year average and is at the lowest level in the past 6 years. These figures now include the breakdown of Police officers and emergency workers who are often subjected to offensive language which is perceived to be Hate motivated.

The categories of motivation for this type of crime has risen in relation to homophobic and disablist related offences however there have been no repeat victims of these types of crimes. Racially aggravated offences have remained the same and Religious aggravated crimes have significantly reduced which may be linked to reduced social interaction during restrictions. We continue to raise awareness surrounding hate crime with the use of third party reporting and online reporting centres. Campus officers pro-actively raise awareness by providing inputs to pupils working alongside partner agencies in our schools/colleges, engaging with our young people and ensuring that victims of this type of crime are fully aware of how to report such incidents and are re-assured that a zero tolerance approach is taken.

Chief Superintendent Hussain opened Ayrshire Equality Partnership's 'Celebrating Diversity' as part of 'Black History Month'. The Chief Superintendent charted his journey within Police Scotland from Constable to Divisional Commander.

VIOLENCE & ANTISOCIAL BEHAVIOUR - DATA OVERVIEW



CONTEXT:

Robbery- There has been an increase of 11 in comparison to last year and figures remain above the 5 year average, whilst detections have increased by 80%. This remains a local priority and subject to analysis however there is not a discernible pattern, repeat victims or perpetrators. COVID restrictions have had an impact on the availability of drugs which may be a contributory factor as individuals seek other means to fund their addictions. As seen with thefts from motor vehicles, the reduction in shoplifting opportunities may be driving individuals to other offending behaviours. Operation Designate continues to target those supplying controlled substances in the community, with a number of significant results in recent months.

Serious Assaults- There has been 8 fewer recorded crimes in comparison to last year which is in line with the reduction seen in overall violence. This is likely to be partly attributed to the lockdown restrictions reducing overall footfall in and around town centres and licensed premises and our proactive approach to managing these areas when restrictions were eased. This involved joint visits by police and licensing officers, raising awareness of Government guidelines and ensuring that staff and patrons were behaving responsibly.

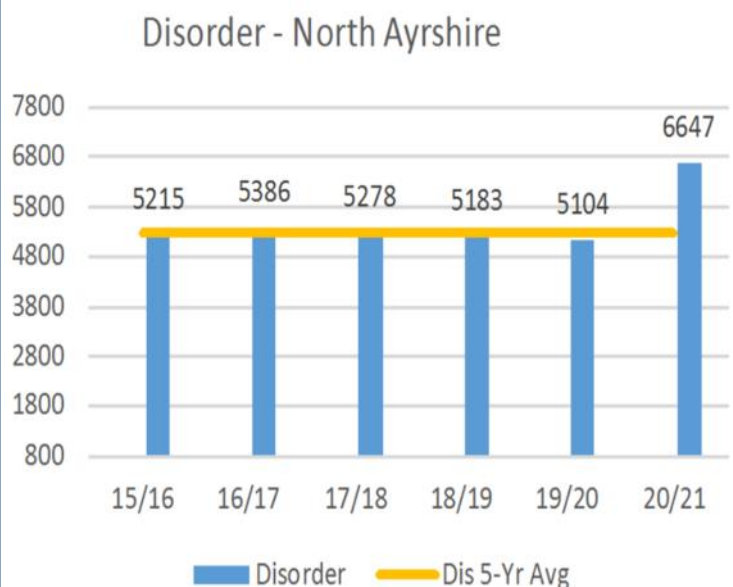
Antisocial Behaviour

CONTEXT:

The number of Disorder incidents shows a marked increase in comparison to last year.

This is due to the amount of complaints we continue to receive in relation to non-compliance with COVID regulations and guidance.

Calls of this nature have been recorded as disorder and antisocial behaviour incidents and this trend is seen across the entire country. It is expected that this is likely to continue throughout the pandemic.



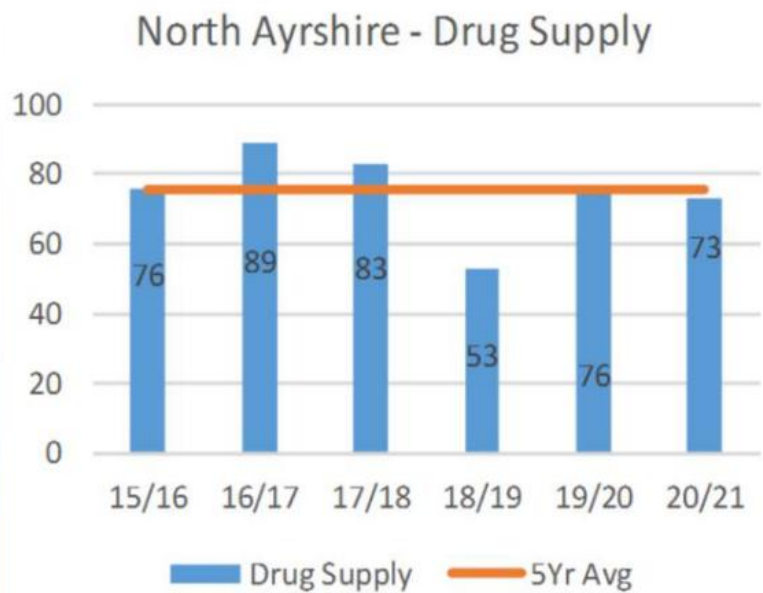
SERIOUS ORGANISED CRIME - DATA OVERVIEW

CONTEXT:

The graph on the right shows there have been 3 fewer detections for drugs supply this year in comparison to last year. However we manage this issue from a pan-Ayrshire perspective as criminals operate across Local Authority boundaries. Overall, drugs supply detections in Ayrshire are up 23% from last year's figures. This activity impacts on the availability of controlled drugs in North Ayrshire.

Pro-active work is carried out on a daily basis by teams based within North Ayrshire, supported by pan-Ayrshire teams, which specifically target Serious and Organised Crime groups.

Enforcement activity is intelligence led to ensure the right people are being targeted in the right places. We continue to gather intelligence for further enforcement action in North Ayrshire and it remains a priority for officers to carry out intelligence led patrols ensuring that individuals involved in the possession and supply of controlled drugs are pro-actively engaged, subsequently leading to obtaining and executing search warrants.



TERRORISM & DOMESTIC EXTREMISM

CONTEXT: On 3 November 2020, the threat level was increased to SEVERE in response to terrorist attacks in France and Austria, this means an attack is highly likely. The current threat level for Northern Ireland related terrorism in Britain is also SEVERE.

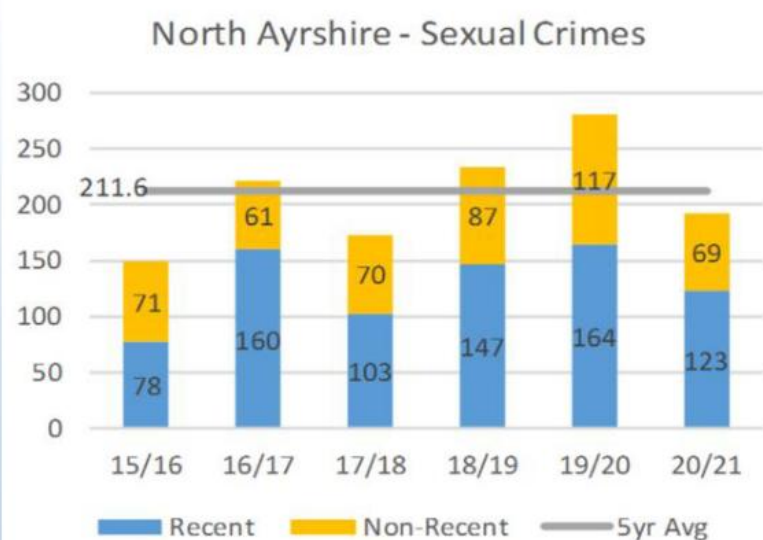
The Division helped to highlight the Counter Terrorism Winter Vigilance Campaign, which calls on the public to play their part by remaining vigilant while out and about. Terror attacks in France and Austria are a tragic reminder that the threat of terrorism has not diminished during the pandemic.

PROTECTING PEOPLE AT RISK FROM HARM - DATA OVERVIEW

Reports of recent and non-recent Sexual Crime have reduced considerably this period in comparison to the recent trend of increased reporting. This reduction has also been seen nationally.

It was anticipated that there may be an increase in numbers following the easing of the first wave of lockdown restriction as the public would be able to access support services from the police and partners, but this has not materialised.

It is anticipated that further restrictions for licensed premises and for people to meet in private dwellings will continue to impact on levels of reported crime. Partner engagement continues to ensure individuals who have experienced a sexual crime have the confidence to come forward and report the circumstances.



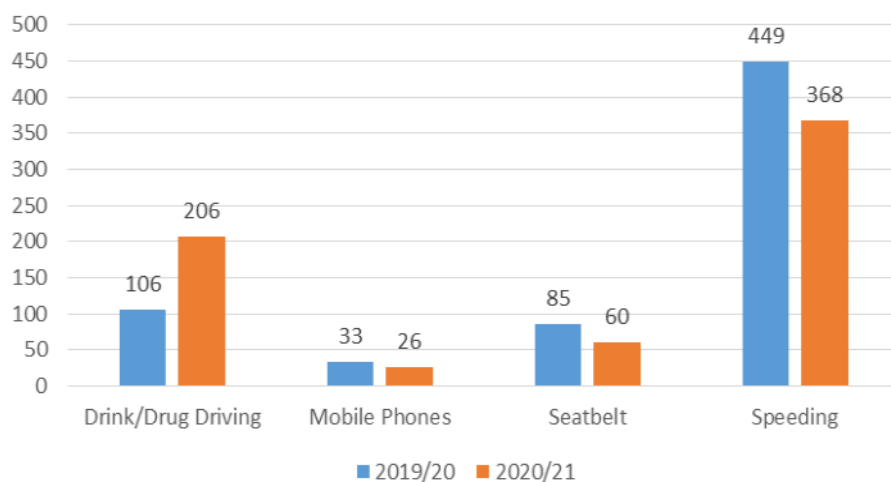
ROAD SAFETY & ROAD CRIME - DATA OVERVIEW

PRIORITY: REDUCE THE NUMBER OF PERSONS KILLED OR INJURED ON OUR ROADS

Road Traffic Casualties		2019/20	2020/21
	Number of persons killed on our roads	2	1
	Number of persons seriously injured	46	30
	Number of persons slightly injured	80	38
	Number of children seriously injured	5	2

Road Traffic Data from 01/04/2020 to 31/12/2020

Casualty Reduction - Enforcement Activity



Context:

The number of Casualties from road crashes has significantly reduced this year which will have been influenced by fewer vehicles on the road due to lockdown and travel restrictions. There is a significant increase in drink/drug driving which has been impacted by new roadside testing equipment for drugs.

HOUSEBREAKING— DATA OVERVIEW

North Ayrshire - Housebreakings



Context:

There has been a small increase in the number of housebreakings this year which is due to a higher number of huts and garages being targeted however the overall number remains well below the 5 year average.

The detection rate for housebreaking has increased to 35.2%.

PUBLIC CONFIDENCE: COMPLAINTS & USER SATISFACTION

COMPLAINTS ABOUT THE POLICE

From 01/04/2020 - 31/12/2020

Quality of Service Allegations	47
On Duty Allegations	98
Off Duty Allegations	0
Total Allegations	145

On Duty Allegations

Unlawful Arrest	Assault	Corrupt Practice	Discrimination	Excessive Force	Incivility	Irregularity in Procedure	Neglect of duty	Oppressive Conduct	Other Criminal	Other Non Criminal	Traffic	Total
0	2	1	1	5	27	44	0	9	0	9	0	98

Off Duty Allegations

Crimes of Dishonesty	Crimes of Indecency	Crimes of Violence	Malicious Mischief	Incivility	Misc. Offences	Offences involving Motor Vehicles	Other	Other Crimes	Total
0	0	0	0	0	0	0	0	0	0

User Satisfaction Surveys

Questions	Jan-20	Feb-20	Mar-20	Apr-20	May-20	Jun-20	Jul-20	Aug-20	Sep-20	Oct-20	Nov-20	Dec-20	YTD	Force YTD
Q1: You contacted the police using [CONTACT METHOD FROM SAMPLE]. How easy was it to contact them? (% Easy and Very Easy)	90%	94%	91%	81%	81%	88%	84%	73%	69%	73%	73%	82%	82%	80%
Q2 - During the initial contact, how satisfied are you with the way you were treated by a staff member on the [CONTACT METHOD FROM SAMPLE]?	94%	96%	93%	87%	85%	88%	86%	88%	91%	87%	87%	93%	90%	88%
Q3 - Did you feel staff properly understood what you needed?	93%	94%	89%	84%	87%	92%	81%	89%	90%	90%	89%	93%	89%	89%
Q4 - Do you feel that the police provided the appropriate response to the incident you reported?	75%	76%	88%	74%	62%	72%	62%	71%	68%	74%	72%	79%	73%	70%
Q5 - Do you feel you were adequately informed about the progress made with what you reported?	53%	51%	58%	67%	56%	66%	61%	58%	68%	61%	65%	71%	61%	56%
Q6 - How satisfied are you with the way you were treated by the officers who attended the incident?	87%	85%	98%	76%	74%	87%	75%	85%	85%	82%	82%	92%	84%	84%
Q7 - Based on your overall experience, how satisfied are you with Police Scotland?	77%	81%	89%	73%	67%	77%	77%	73%	75%	68%	75%	82%	76%	75%