



North Ayrshire Council  
Comhairle Siorrachd Àir a Tuath

## Police and Fire and Rescue Committee

A Meeting of the **Police and Fire and Rescue Committee** of North Ayrshire Council will be held in the **Council Chambers, Ground Floor, Cunninghame House, Irvine, KA12 8EE** on **Monday, 19 June 2023** at **14:00** to consider the undernoted business.

### Meeting Arrangements - Hybrid Meetings

This meeting will be held on a predominantly physical basis but with provision, by prior notification, for remote attendance by Elected Members in accordance with the provisions of the Local Government (Scotland) Act 2003. Where possible, the meeting will be live-streamed and available to view at <https://north-ayrshire.public-i.tv/core/portal/home>.

#### 1 **Declarations of Interest**

Members are requested to give notice of any declarations of interest in respect of items of business on the Agenda.

#### 2 **Minutes**

The accuracy of the Minutes of the meeting held on 7 February 2023 will be confirmed and the Minutes signed in accordance with Paragraph 7 (1) of Schedule 7 of the Local Government (Scotland) Act 1973 (copy enclosed).

#### 3 **Scottish Fire and Rescue Service Performance and Service Update**

Submit report by the Scottish Fire and Rescue Service on performance in relation to the North Ayrshire Local Fire and Rescue Plan (copy enclosed).

#### 4 **Police Scotland Performance Update**

Submit report by Police Scotland on performance in relation to the North Ayrshire Local Policing Plan (copy enclosed).

#### 5 **Urgent Items**

Any other items which the Chair considers to be urgent.

## **Webcasting**

Please note: this meeting may be filmed/recorded/live-streamed to the Council's internet site and available to view at <https://north-ayrshire.public-i.tv/core/portal/home>, where it will be capable of repeated viewing. At the start of the meeting, the Provost/Chair will confirm if all or part of the meeting is being filmed/recorded/live-streamed.

You should be aware that the Council is a Data Controller under the Data Protection Act 2018. Data collected during the webcast will be retained in accordance with the Council's published policy, including, but not limited to, for the purpose of keeping historical records and making those records available via the Council's internet site.

Generally, the press and public seating areas will not be filmed. However, by entering the Council Chambers, using the press or public seating area or (by invitation) participating remotely in this meeting, you are consenting to being filmed and consenting to the use and storage of those images and sound recordings and any information pertaining to you contained in them for webcasting or training purposes and for the purpose of keeping historical records and making those records available to the public. If you do not wish to participate in a recording, you should leave the meeting. This will constitute your revocation of consent.

If you have any queries regarding this and, in particular, if you believe that use and/or storage of any particular information would cause, or be likely to cause, substantial damage or distress to any individual, please contact [dataprotectionofficer@north-ayrshire.gov.uk](mailto:dataprotectionofficer@north-ayrshire.gov.uk).

---

## Police and Fire and Rescue Committee Sederunt

---

Donald Reid (Chair)  
Nairn McDonald (Vice-Chair)  
Scott Davidson  
Stewart Ferguson  
John Glover  
Jean McClung  
Davina McTiernan  
Donald L. Reid  
Angela Stephen  
John Sweeney

Chair:

Apologies:

Attending:



At a Meeting of the Police and Fire and Rescue Committee of North Ayrshire Council at 2.00 p.m. involving a combination of participation by remote electronic means and physical attendance within the Council Chambers, Irvine.

**Present (Physical Participation)**

Donald Reid, Donald L. Reid, Angela Stephen and John Sweeney.

**Present (Remote Attendance)**

Nairn McDonald and John Glover.

**In Attendance**

W. Turpie, Senior Manager (Waste Operations) (Place); R. Lynch, Senior Manager Legal Services, D. McCaw, C. Stewart and S. Wilson, Committee Services Officers (Chief Executive's Service).

**Also In Attendance**

Superintendent D. Frew and Chief Inspector G. Grant (Police Scotland); Area Commander I. McMeekin, Station Commander M. Spence and D. Wilson, Local Authority Liaison Officer (Scottish Fire and Rescue Service).

**Chair**

Councillor Donald Reid in the Chair.

**Apologies**

Scott Davidson, Jean McClung and Davina McTiernan.

**1. Declarations of Interest**

There were no declarations of interest by Members in terms of Standing Order 11 and Section 5 of the Code of Conduct for Councillors.

**2. Minutes**

The Minutes of the Meeting of the Police and Fire and Rescue Committee held on 14 November 2022 were confirmed and the Minutes signed in accordance with Paragraph 7 (1) of Schedule 7 of the Local Government (Scotland) Act 1973.

**3. Scottish Fire and Rescue Service Performance and Service Update**

Submitted report by the Scottish Fire and Rescue Service (SFRS) which provided information on progress against the North Ayrshire Local Fire and Rescue Plan for the period 1 April 2022 – 31 December 2022. Appendix A to the report provided an analysis of the performance across six indicators, using the rolling three-year average as a basis of measuring performance.

The statistical information identified a 1.9% decrease in activity levels across the local authority when compared to the corresponding period in 2021. A further

review of the three-year average indicated a 1.7% increase in overall operational activity during a similar timeframe. Data on false alarms accounted for 58% of all demand within North Ayrshire, with fire related and special service activity accounting for 25.4% and 16.6% respectively. The Service also carried out 711 home safety visits across the period.

Updates were also provided in relation to a review of high reach vehicle deployments across Scotland resulting in one vehicle being located within the Ayrshire region, the development of business continuity measures to enable a form of response to be provided to local communities as a result of a decision in favour of industrial action, the hosting of a 'Conservation Station' competition in support of the climate change emergency, and the recruitment process for a new Chief Officer.

Area Commander McMeekin further advised that an update would be provided to the Committee on deployment of resources during any period of industrial action, to allow a more informed position to be given on arrangements for Ayrshire.

Members asked questions and were provided with further information in relation to:-

- monitoring systems within Fire Stations utilised to measure savings;
- the various unions represented across the Fire Service workforce and engagement with non-union members of staff;
- communications updates to the public in connection with prevention measures during any industrial action period;
- operational demand in connection with high reach units;
- partnership working measures to reduce deliberate fire setting;
- the transition to new Ward boundaries resulting in some crossover data;
- non-domestic fire category descriptors; and
- support provided on the Isle of Arran.

Area Commander McMeekin offered to meet with local Members for the Garnock Valley area to further discuss concerns around deliberate fire setting.

Noted.

#### **4. Police Scotland Performance Update**

Submitted report by Police Scotland on performance in relation to the North Ayrshire Local Policing Plan for the period 1 April 2022 – 31 December 2022 together with an overview of year end performance. A summary of current local policing plan priorities was also detailed.

The report provided information on North Ayrshire's performance, including a 4.3% decrease in the total number of crimes. The report further outlined progress in the areas of serious crime, safer communities, acquisitive crime, community wellbeing, road safety and public confidence with additional contextual information being provided by Superintendent Frew to the meeting.

Members asked questions and were provided with further information in relation to:-

- partnership working in connection with community wellbeing and measuring outcomes;
- monthly figure variances in connection with domestic crimes;
- any trends recognised by Campus Officers in connection with disablist/abelist and misogynistic hate crime;
- Specialist Crime Division Analysts, including 4 dedicated to Ayrshire;
- the forthcoming use of quad bikes by Police Scotland to tackle anti-social behaviour;
- ongoing work nationally to highlight prevention advice and encourage reporting in terms of online fraud;
- partnership work with North Ayrshire Trading Standards to tackle the sale of illegal vapes;
- the attendance by Campus Officers at Locality Partnership meetings;
- links with Community Planning in connection with the 6-monthly survey of householders in North Ayrshire; and
- transparency in connection with complaint handling.

Superintendent Frew encouraged Members to advise Police Scotland on local areas where the use of the quad bikes would be beneficial to tackle anti-social behavior.

Noted.

## **5. Local Policing Plan 2023-26**

Submitted report by the Head of Service (Democratic) in relation to the North Ayrshire Local Policing Plan 2023-26 which has been updated following feedback from the Elected Member Briefing Session held on 12 January 2023. The full draft of the Plan was detailed at Appendix 1 to the report.

Information was provided on the five policing priorities detailed within the Plan, namely, Serious Crime, Violence Against Women and Girls, Safer Communities, Community Wellbeing and Road Safety. The Plan reflects Community Planning Partner priorities and is also aligned with the Police Scotland and Scottish Police Authority Joint Strategy for Policing.

Members asked questions and were provided with further information in relation to:-

- the promotion of the Philomena and Herbert protocols to support the response to young people and those with dementia at risk of going missing; and
- the inclusion of 'development of engagement strategies for young carers' within the Youth Engagement Area of Focus section of the Plan.

The Committee agreed to remit to the Senior Manager, Legal Services, in consultation with the Chair, the final consultation response in terms of the North Ayrshire Local Policing Plan for submission by the deadline of 13 February 2023.

## **6. Elected Member Briefings: The Fireworks and Pyrotechnic Articles (Scotland) Act 2022 and Operation Moonbeam**

Submitted report by the Head of Service (Democratic) providing updates in relation to (i) recent and upcoming legislative changes relating to fireworks; and (ii) North Ayrshire's approach to Operation Moonbeam. Appendix 1 to the report detailed legislation surrounding the provision of fireworks. Appendices 2, 3 and 4 provided briefing notes by Streetscene, Police Scotland and the Scottish Fire and Rescue Services, respectively, on the North Ayrshire approach to Operation Moonbeam.

The Committee agreed to (a) note the content of the briefings set out in the Appendices to the report; and (b) receive a further report in terms of firework control zones and other parts of the Legislation which are not yet in force to a future meeting.

The meeting ended at 4.15 p.m.



**Police & Fire and Rescue Committee – 19 June 2023**

---

|                       |   |
|-----------------------|---|
| <b>Subject</b>        | Performance Report and Service updates  |
| <b>Purpose</b>        | To advise members of the Police and Fire Committee as to progress against North Ayrshire's Local Fire and Rescue Plan and to provide committee members with other key Fire and Rescue Service updates |
| <b>Recommendation</b> | For members to note the information contained within this report  |

---

**1. Introduction**

- 1.1 The Scottish Fire and Rescue Service (SFRS) is legally obliged to produce Local Fire and Rescue Plans for all 32 local authorities across Scotland. The Local Fire and Rescue Plan for North Ayrshire was developed and, following a public consultation, was presented to North Ayrshire Council for formal approval.
- 1.2 All progress against the priorities contained within the aforesaid document is now subject to monitoring by North Ayrshire Council's Police & Fire and Rescue Committee.

**2. Performance Summary**

- 2.1 An analysis of operational responses within North Ayrshire for the period 1<sup>st</sup> April 2022 to 31<sup>st</sup> March 2023 identified a 2.7% decrease in activity levels across the local authority when compared to the corresponding period in 2021/22. A further review of the three years average indicated a 1.9% increase in overall operational activity during a similar timeframe.
- 2.2 In reviewing operational activity on a broader level, false alarms accounted for 60% of all demand within North Ayrshire, with fire related and special service activity accounting for 24% and 16% respectively.
- 2.3 For the period 1<sup>st</sup> April 2022 to 31<sup>st</sup> March 2023, overall progress is being monitored across six indicators, utilising the three-year rolling average as a basis of measuring performance. Year on year and the rolling three-year average figures are also used to review short and long term changes in demand and trends.
- 2.4 Utilising the defined approach in Section 2.3, review of performance against these six indicators identified five indicators are below the three-year average and one is above the three-year average. Two indicators have seen a reduction in the three-year average by more than 20% and 13%.

2.5 Further analysis of this performance is provided within the associated performance report (Appendix A).

### **3. SFRS Updates**

3.1 The SFRS relies on comprehensive budget controls to make crucial decisions to inform the efficient use and allocation of resources across the country.

Recent changes to support budget planning necessities include reviewing its estate and the allocation of high reach vehicles across Scotland, standardising water rescue provision across the country and temporarily removing 10 appliances from an array of two pump stations.

These measures aim to maintain effective fire and rescue services while optimising resources and managing costs.

3.2 Commencing July 1, 2023, the SFRS will discontinue responding to automatic fire alarm calls at specific premises unless the confirmation of a fire is received. Notably, the Local Area is actively supporting various premises and organisations that have requested further assistance on this matter.

This strategic approach aims to optimise resource allocation and bolster emergency response efficiency within the SFRS, ensuring a more targeted and effective use of available resources.

3.3 Two significant senior appointments have been made within the SFRS since the date of the last Police & Fire and Rescue Committee meeting.

Ross Haggart, previously serving as Interim Chief Officer, has been appointed as the Chief Officer on a permanent basis. Additionally, Stuart Stevens, who held the role of Interim Deputy Chief Officer, has been appointed as the Deputy Chief Officer also on a permanent basis.

3.4 Watch Commander Fred Williams from Dalry Community Fire Station will celebrate 50 years since joining the fire service on 17 June 1973.

Alongside his dedicated family, they have made significant adjustments to their daily routines, allowing Fred to provide high levels of on-call operational cover and unwavering support to his local community.

Their collective commitment and adaptability have been crucial in upholding Fred's role as a pillar of strength and protection throughout his remarkable journey in the fire and rescue service.

#### **4. Proposal**

It is proposed that members of the Police & Fire and Rescue Committee:

- a) Note the contents of the performance summary and associated report for the period 1<sup>st</sup> April 2022 to 31<sup>st</sup> March 2023.
- b) Note the SFRS updates.

#### **5. Implications**

- 5.1 No implications have been identified at this time in respect of service delivery within North Ayrshire.

#### **6. Conclusion**


- 6.1 Fire and rescue service activity is subject to regular monitoring and review and the local fire and rescue plan priorities identified within the Local Fire and Rescue Plan forms part of this reporting process.
- 6.2 Members of the Police & Fire and Rescue Committee will be kept up to date as to progress against the Local Fire and Rescue Plan and to any future fire and rescue service updates as they arise.

**Area Commander Ian McMeekin  
Local Senior Officer  
North Ayrshire, North Ayrshire and South Ayrshire  
Scottish Fire and Rescue Service**

For further information please contact Area Commander Ian McMeekin 01294 606811



**North Ayrshire Performance Report  
1st April 2022 - 31st March 2023**



**SCOTTISH  
FIRE AND RESCUE SERVICE**  
Working together for a safer Scotland

**Working together  
for a safer Scotland**



# North Ayrshire Performance Report

---

## Table of Contents

|   |    |
|---|----|
| Local Fire and Rescue Service Plan Priorities         | 3  |
| North Ayrshire Activity Summary                       | 4  |
| Domestic Safety - Accidental Dwelling Fires           | 5  |
| Domestic Safety - Accidental Dwelling Fire Casualties | 6  |
| Unintentional Injury and Harm                         | 7  |
| Deliberate Fire Setting                               | 8  |
| Non-Domestic Fire Safety                              | 9  |
| Unwanted Fire Alarm Signals                           | 10 |
| Prevention & Protection                               | 11 |
| Retained Duty System                                  | 11 |
| Glossary of Terms                                     | 12 |

# Local Fire and Rescue Service Plan Priorities

The Local Fire and Rescue Service Plan has been developed to set out the priorities and objectives within North Ayrshire and allows our local authority partners to scrutinise the performance outcomes of these priorities. We will continue to work closely with our partners in North Ayrshire to ensure we are all “**Working Together for a Safer Scotland**” through targeting risks to our communities at a local level.

The plan has been developed to complement key partnership activity embedded across North Ayrshire's Community Planning Partnership. Through effective and co-ordinated partnership working we will seek to deliver continuous improvement in our performance and effective service delivery in our area of operations.

The Local Fire and Rescue Plan for North Ayrshire identified six areas for demand reduction and is subject to regular monitoring and reporting through the Police & Fire and Rescue Committee. A summary of the priorities and current activity is detailed below with further detail and analysis contained within this performance report.

|                          | Accidental Dwelling Fires | Accidental Dwelling Fire Casualties | Unintentional Injury and Harm | Deliberate Fire Setting | Non-Domestic Fire Safety | Unwanted Fire Alarm Signals |
|--------------------------|---------------------------|-------------------------------------|-------------------------------|-------------------------|--------------------------|-----------------------------|
| Ardrossan                | 11                        | 0                                   | 10                            | 60                      | 1                        | 34                          |
| Arran                    | 2                         | 0                                   | 1                             | 0                       | 1                        | 43                          |
| Garnock Valley           | 21                        | 1                                   | 11                            | 63                      | 2                        | 113                         |
| Irvine East              | 5                         | 0                                   | 6                             | 28                      | 0                        | 12                          |
| Irvine South             | 8                         | 1                                   | 12                            | 60                      | 5                        | 122                         |
| Irvine West              | 12                        | 1                                   | 10                            | 82                      | 1                        | 147                         |
| Kilwinning               | 11                        | 2                                   | 6                             | 50                      | 2                        | 81                          |
| North Coast              | 23                        | 2                                   | 23                            | 13                      | 7                        | 62                          |
| Saltcoats and Stevenston | 18                        | 1                                   | 9                             | 116                     | 7                        | 118                         |
| <b>Total Incidents</b>   | <b>111</b>                | <b>8</b>                            | <b>88</b>                     | <b>472</b>              | <b>26</b>                | <b>732</b>                  |

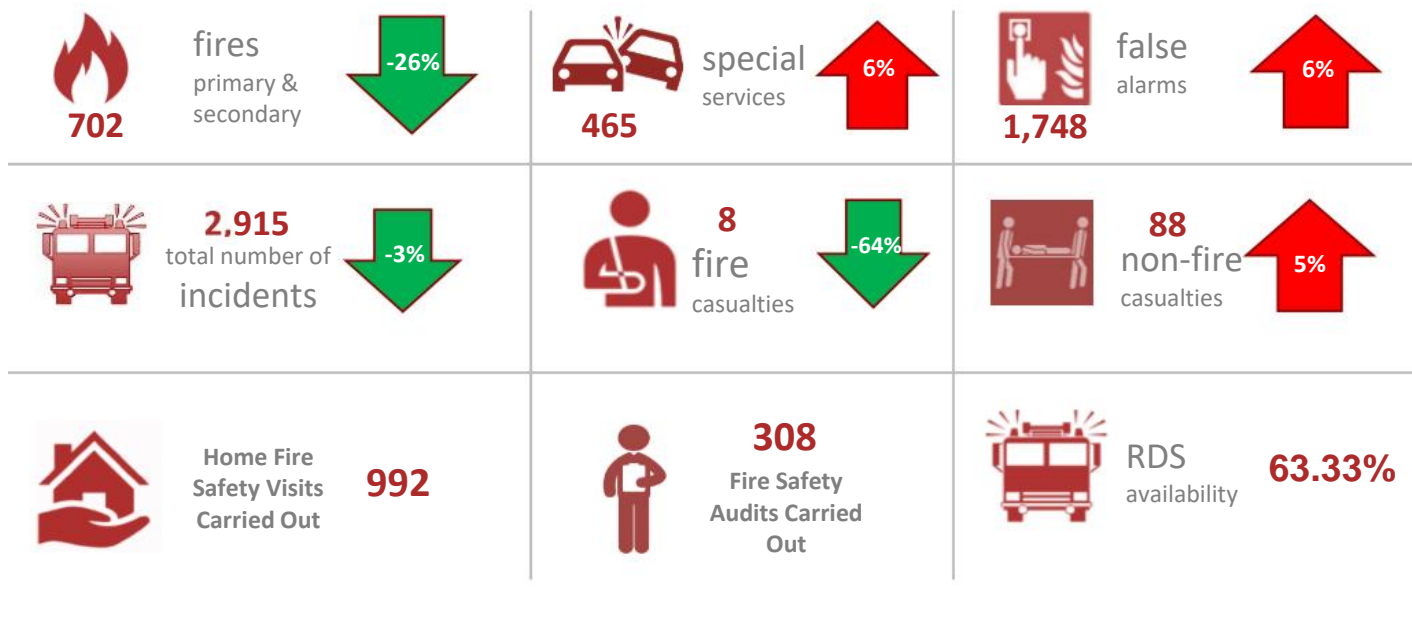
|                              |      |      |     |      |      |    |
|------------------------------|------|------|-----|------|------|----|
| <b>Year on Year Change</b>   | -20% | -64% | 5%  | -19% | -16% | 3% |
| <b>3 Year Average Change</b> | -9%  | -13% | -2% | -4%  | -20% | 6% |
| <b>5 Year Average Change</b> | -5%  | -4%  | -7% | -4%  | -3%  | 4% |

## About the statistics within this report

The activity totals and other statistics quoted within this report are published in the interests of transparency and openness. They are provisional in nature and subject to change as a result of ongoing quality assurance and review. Because all statistics quoted are provisional there may be a difference in the period totals quoted in our reports after local publication which result from revisions or additions to the data in our systems. The Scottish Government publishes official statistics each year which allow for comparisons to be made over longer periods of time.

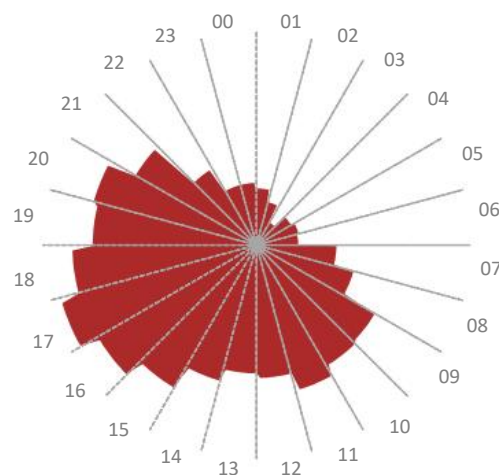
- Activity levels have reduced by more than 5%
- Activity levels have reduced by up to 5%
- Activity levels have increased overall

# North Ayrshire Delivery Activity Summary

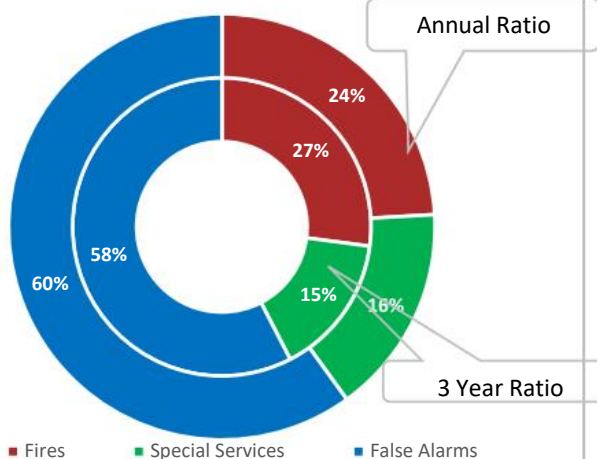


## Activity by Time of Day


| Hour (am) | Total | Hour (pm) | Total |
|-----------|-------|-----------|-------|
| Midnight  | 68    | Mid-day   | 144   |
| 1am       | 62    | 1pm       | 139   |
| 2am       | 49    | 2pm       | 152   |
| 3am       | 29    | 3pm       | 178   |
| 4am       | 44    | 4pm       | 198   |
| 5am       | 48    | 5pm       | 219   |
| 6am       | 46    | 6pm       | 199   |
| 7am       | 87    | 7pm       | 177   |
| 8am       | 109   | 8pm       | 182   |
| 9am       | 148   | 9pm       | 151   |
| 10am      | 151   | 10pm      | 96    |
| 11am      | 163   | 11pm      | 68    |



## Incidents by Classification



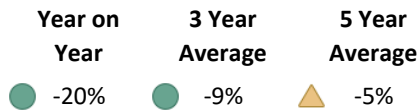
## Top 15 Incident Types by % of Total Incidents



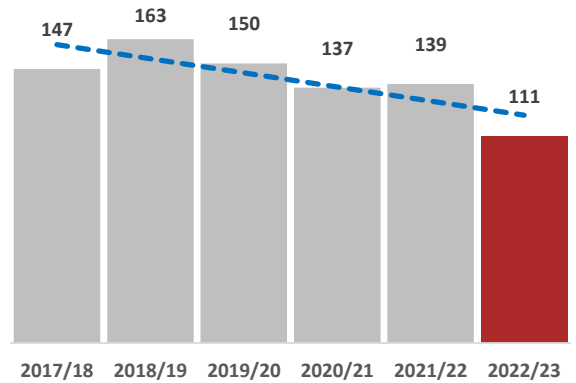
# Domestic Safety - Accidental Dwelling Fires



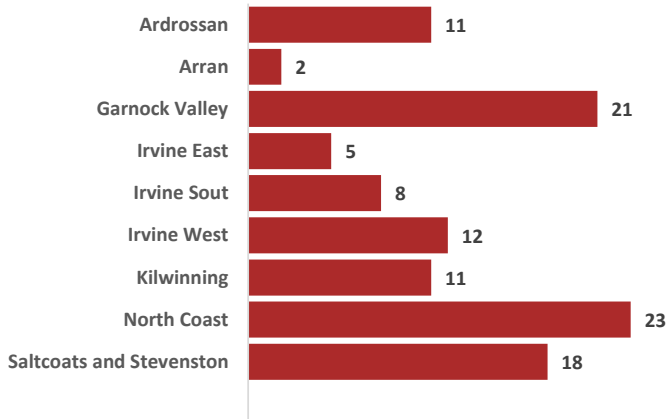
## Performance Summary



## Accidental Dwelling Fires to Date



## Accidental Dwelling Fires by Ward Area



## Severity of Accidental Dwelling Fires



No Firefighting Action

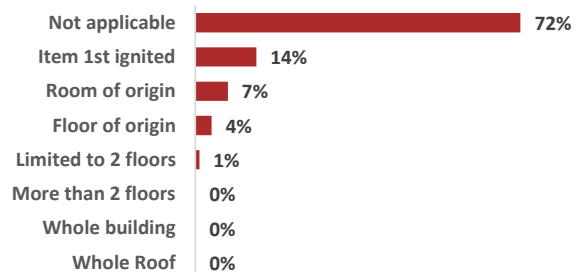
**38%**



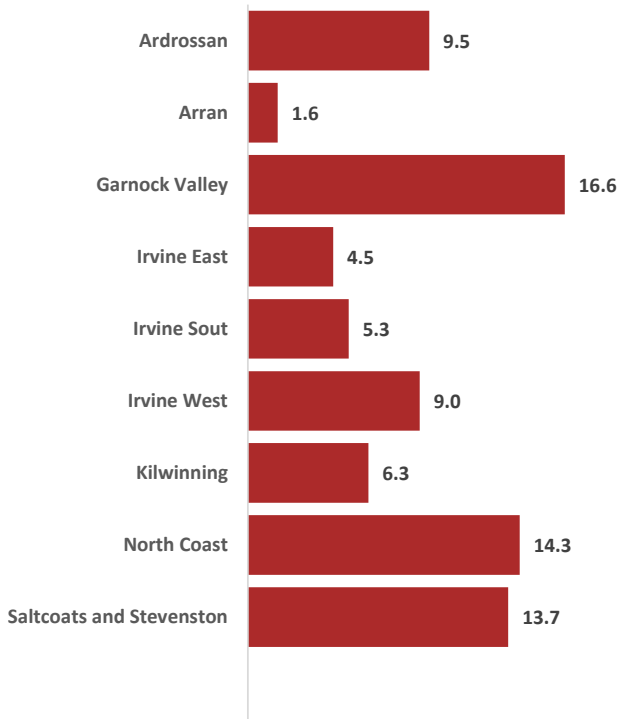
Direct Firefighting

**18%**

## Extent of Fire Damage



## Incidents Per 10,000 Population - North Ayrshire



## Automatic Detection & Actuation



Detection Present

**91%**



Detection Actuated

**94%**



Calls Made via Linked Alarms

**21%**

## Incidents Per 10,000 Population - Ayrshire



## Human Factors



Distraction

**25%**



Alcohol/Drug Impairment

**10%**





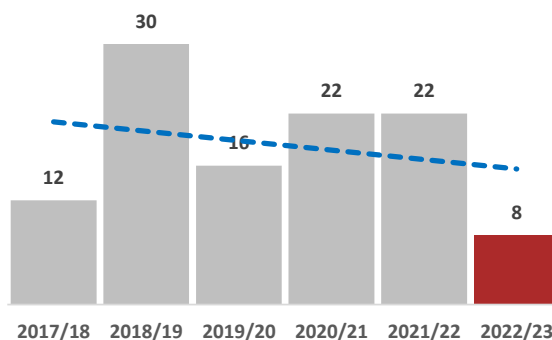
# Domestic Safety - Accidental Dwelling Fire Casualties



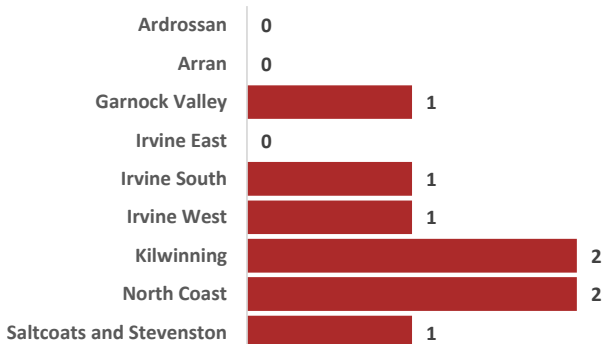
## Performance Summary

Year on Year    3 Year Average    5 Year Average  
 ● -64%    ● -13%    ▲ -4%

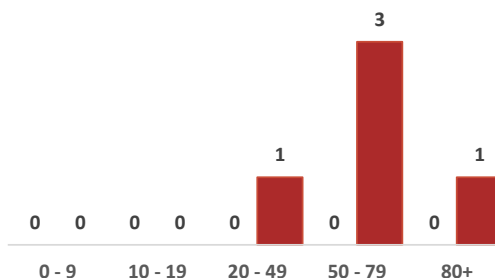
## Accidental Dwelling Fire Casualties Year to Date



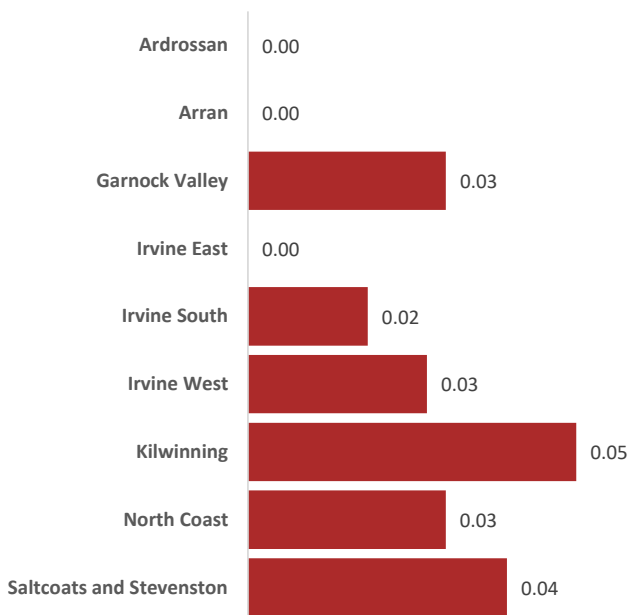
## Fire Casualties by Ward Area



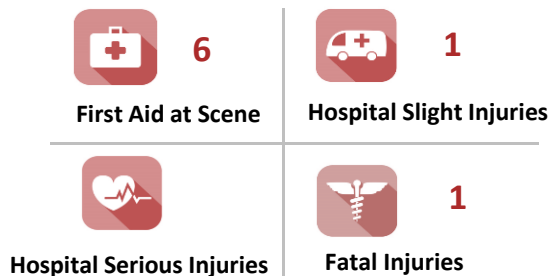
## Age / Gender Profile



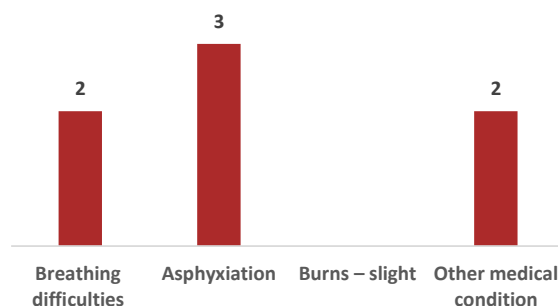
## Casualties Per 10,000 Population - North Ayrshire



## Extent of Harm



## Casualties Per 10,000 Population - Ayrshire



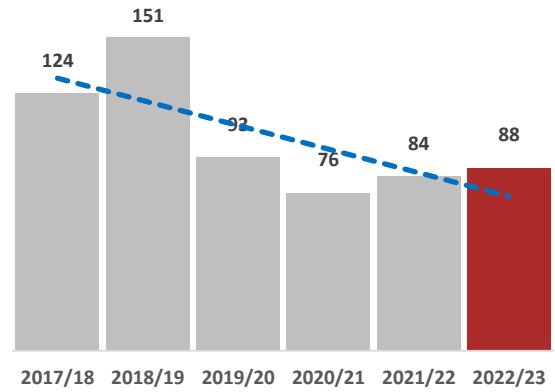
# Unintentional Injury or Harm



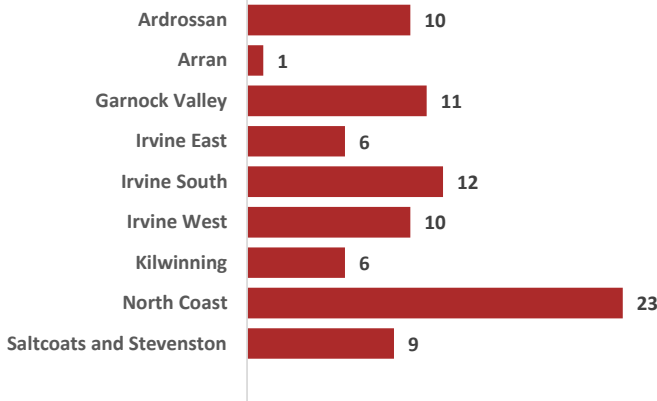
## Performance Summary



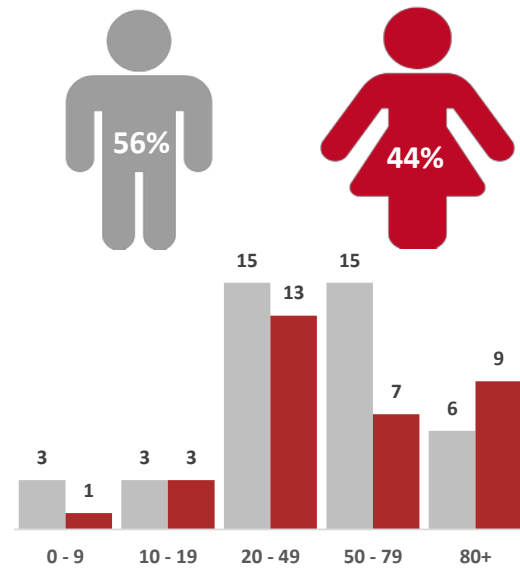
## Special Service Casualties Year to Date



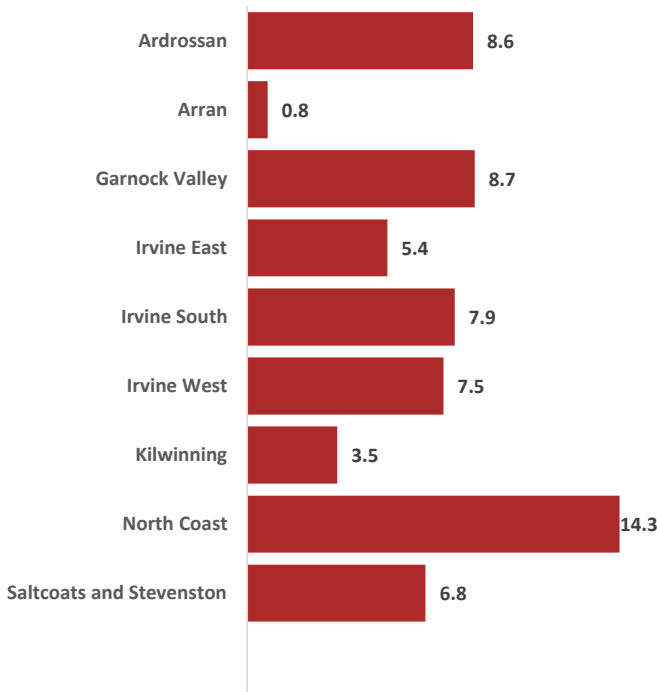
## Non-Fire Casualties by Ward Area



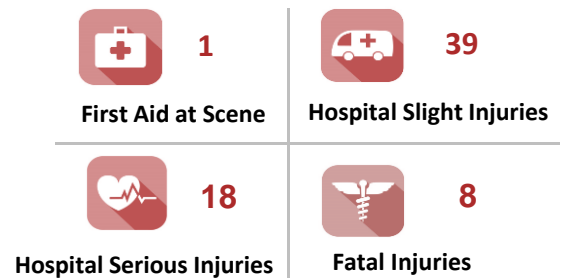
## Age / Gender Profile



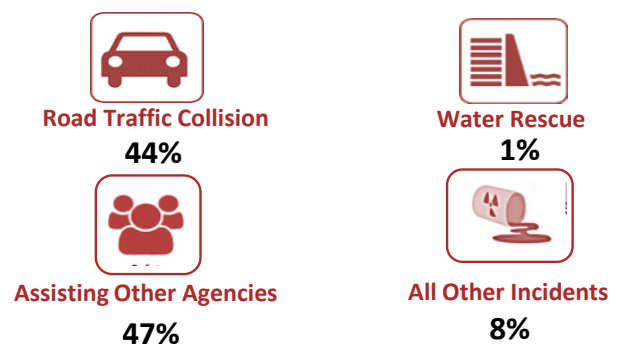
## Casualties Per 10,000 Population - North Ayrshire



## Extent of Harm



## Non-Casualties Per 10,000 Population - Ayrshire



# Deliberate Fire Setting

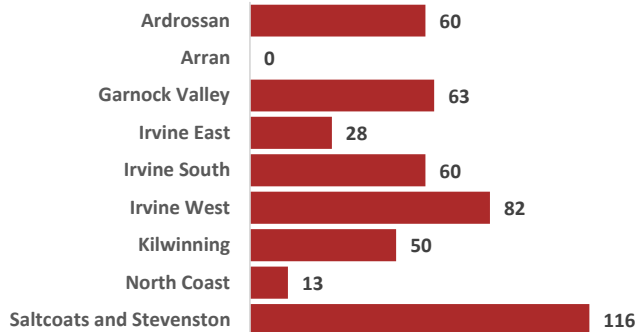


## Performance Summary

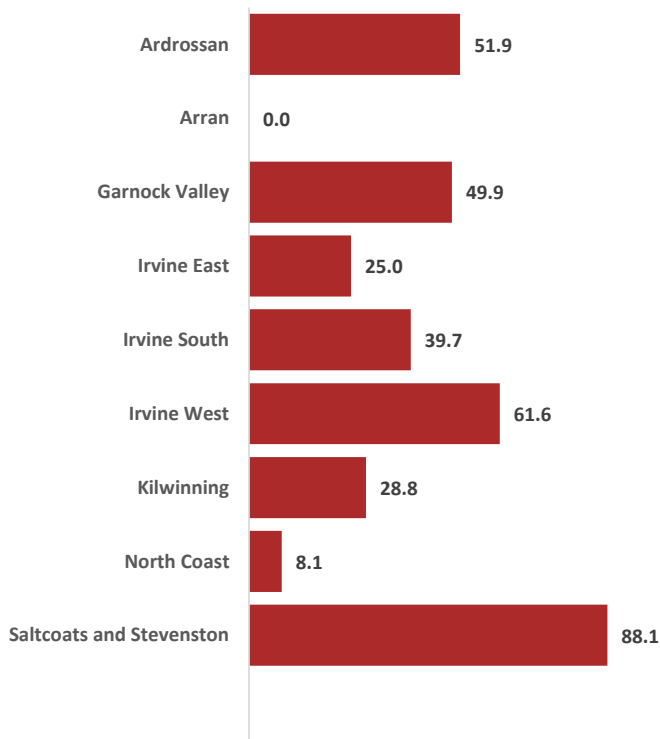
Year on Year    3 Year Average    5 Year Average

● -19%    ● -9%    ▲ -4%

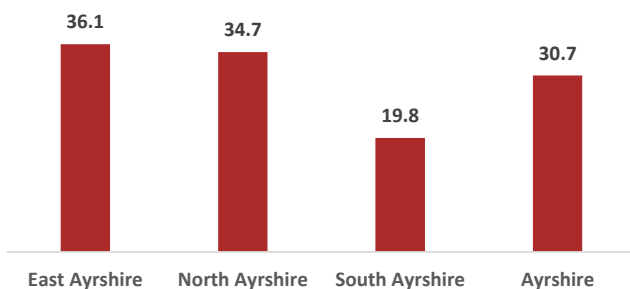
## Deliberate Fires by Ward Area



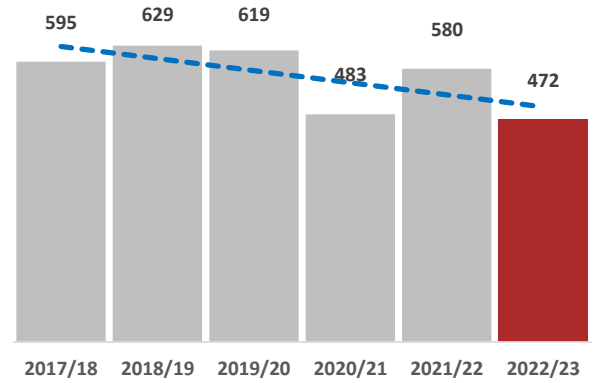
## Incidents Per 10,000 Population - North Ayrshire



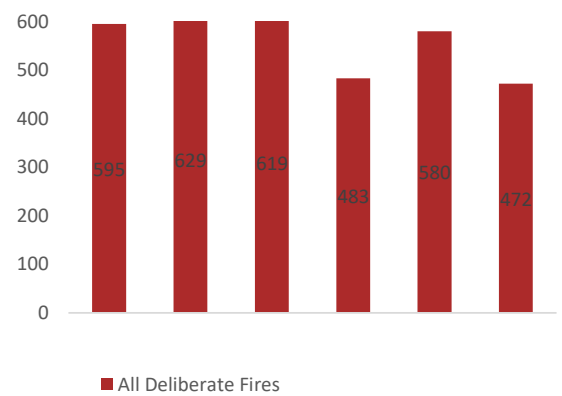
## Incidents Per 10,000 Population - Ayrshire



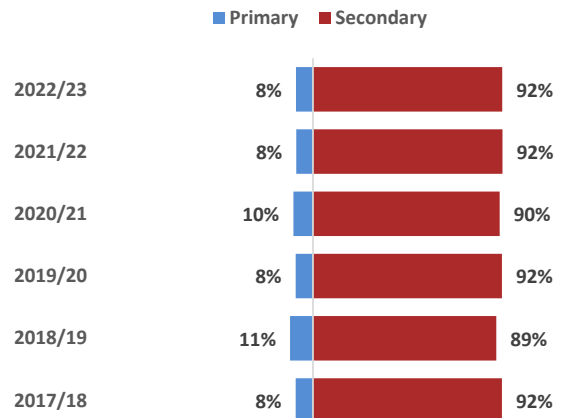
## Deliberate Fires Year to Date



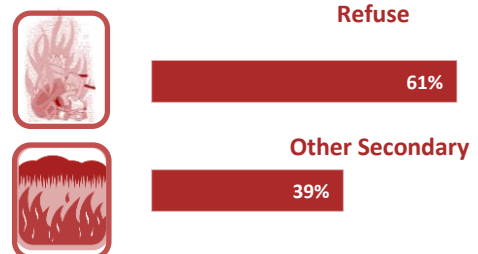
## Deliberate Fires Compared to Operational Activity



## Deliberate Fires by Classification



## Secondary Fire Ratio by Activity Type



# Non-Domestic Fire Safety

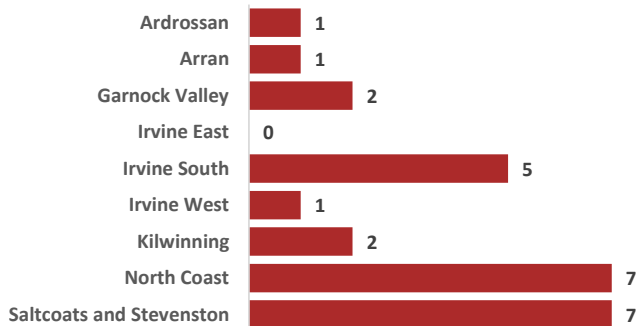


## Performance Summary

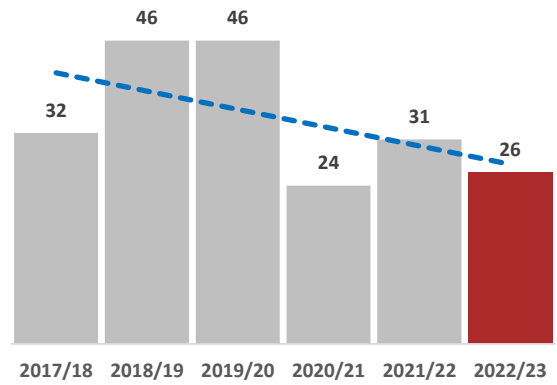
Year on Year    3 Year Average    5 Year Average

● -16%    ● -20%    ▲ -3%

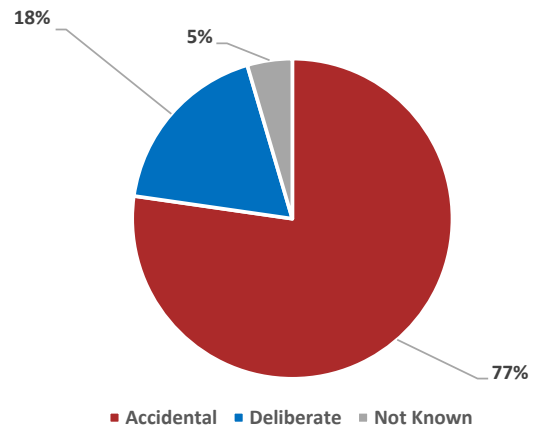
### Non-Domestic Fires by Ward Area



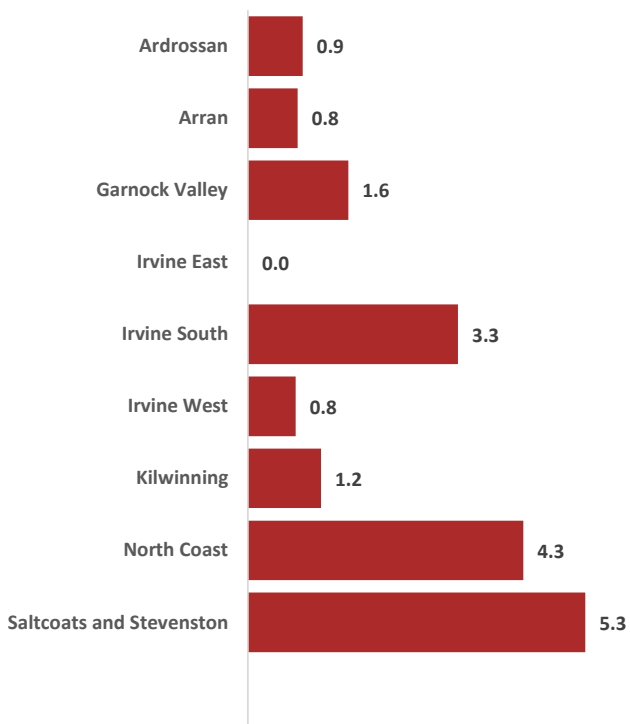
### Non-Domestic Fires Year to Date



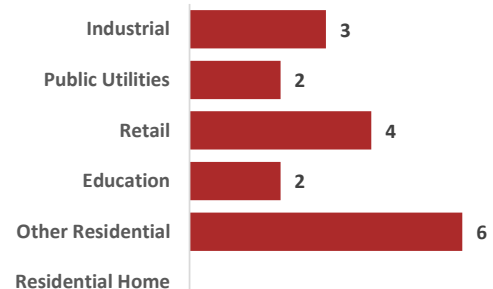
### Non-Domestic Fires by Nature of Origin



### Incidents Per 10,000 Population - North Ayrshire



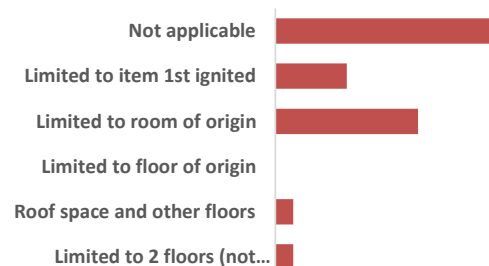
### Non-Domestic Fires by Premises Type



### Incidents Per 10,000 Population - Ayrshire



### Extent of Fire Damage



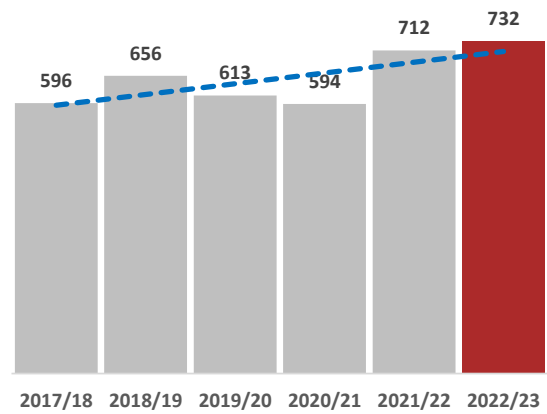
# Unwanted Fire Alarm Signals



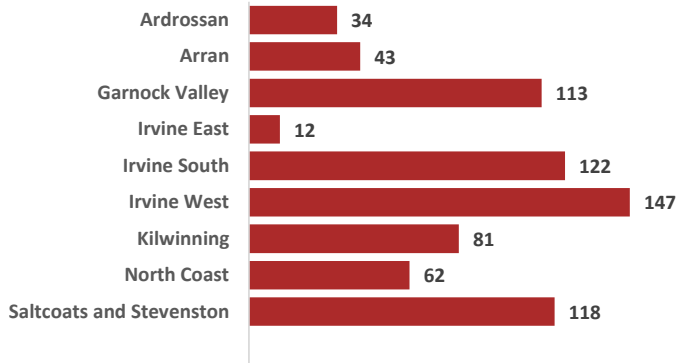
## Performance Summary

| Year on Year | 3 Year Average | 5 Year Average |
|--------------|----------------|----------------|
| 3%           | 6%             | 4%             |

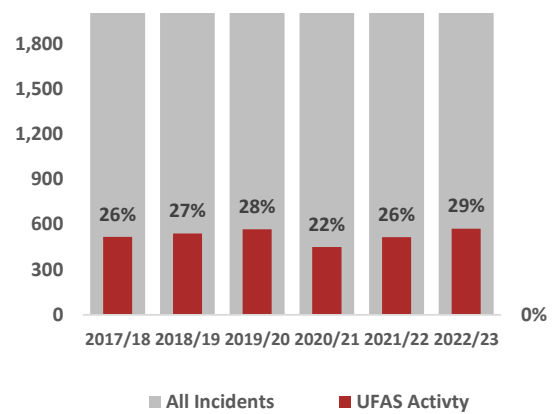
## Unwanted Fire Alarm Signals Year to Date



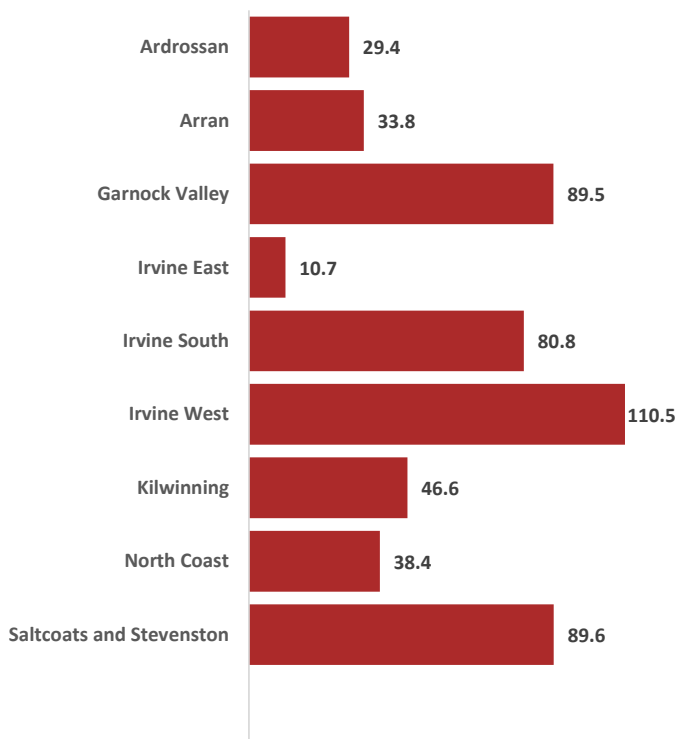
## Unwanted Fire Alarms Signals by Ward Area



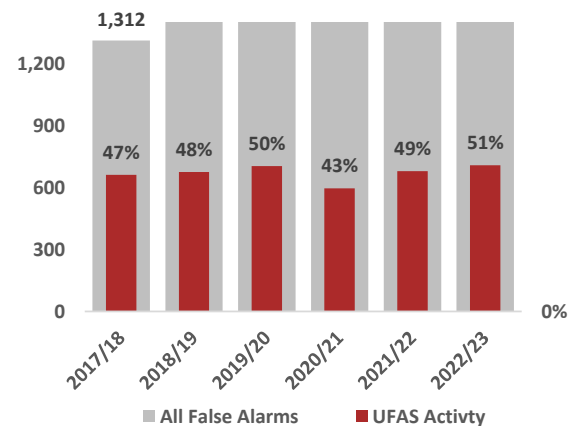
## UFAS Percentage Against all Incidents



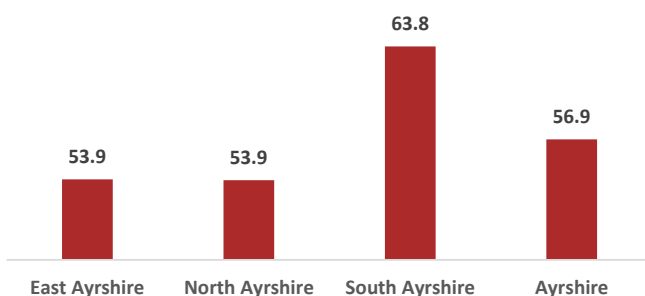
## Incidents Per 10,000 Population - North Ayrshire



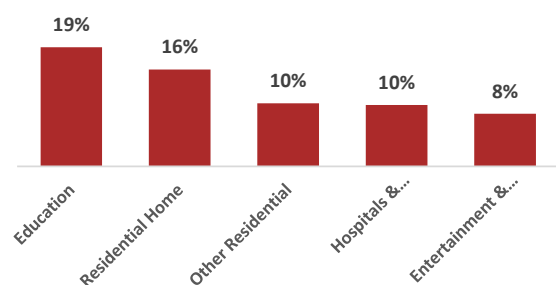
## UFAS Percentage Against all False Alarms



## Incidents Per 10,000 Population - Ayrshire



## Unwanted Fire Alarm Signals - Top 5 Premises



# Home Fire Safety Visits



**992**  
Home Fire Safety Visits Carried Out

**195**  
Smoke Detectors Fitted During Home Fire Safety Visits

Percentage of High Risk Home Fire Safety Visits Carried Out  
**31%**

Percentage of Visits Carried Out Following Attendance at an Incident  
**45%**

# Fire Safety Audits



Fire Safety Audits Carried Out  
**308**



New Audits  
**86%**



Re-Audits  
**2%**



Post Fire Audits  
**8%**



Complaint Audits  
**2%**



Broadly Compliant **11%**



Areas of Improvement **83%**



Notice of Deficiencies **5%**



Enforcement Notice **0%**



Prohibition Notice **1%**

# Retained Duty System

| Appliance Availability | Mon - Fri (08:00 - 18:00) | Mon - Thu (18:00 - 08:00) | Weekend (Fri 18:00 - Mon 08:00) | Total         |
|------------------------|---------------------------|---------------------------|---------------------------------|---------------|
| Ardrossan              | 10.60%                    | 70.59%                    | 52.84%                          | 46.17%        |
| Dreghorn               | 16.21%                    | 70.95%                    | 60.72%                          | 50.89%        |
| Dalry                  | 7.16%                     | 67.03%                    | 36.54%                          | 37.91%        |
| Beith                  | 51.39%                    | 82.33%                    | 81.58%                          | 72.86%        |
| Kilbirnie              | 35.26%                    | 31.14%                    | 39.31%                          | 35.40%        |
| Largs                  | 75.09%                    | 81.73%                    | 75.75%                          | 77.53%        |
| Skelmorlie             | 24.13%                    | 52.27%                    | 27.83%                          | 34.82%        |
| Millport - 1           | 98.86%                    | 99.70%                    | 96.84%                          | 98.39%        |
| Millport - 2           | 57.82%                    | 79.80%                    | 25.97%                          | 53.24%        |
| Brodick                | 95.48%                    | 96.59%                    | 91.41%                          | 94.33%        |
| Lamlash                | 96.39%                    | 96.79%                    | 92.57%                          | 95.10%        |
| <b>North Ayrshire</b>  | <b>51.67%</b>             | <b>74.10%</b>             | <b>61.94%</b>                   | <b>63.33%</b> |
| <b>Ayrshire</b>        | <b>70.18%</b>             | <b>96.28%</b>             | <b>90.41%</b>                   | <b>86.36%</b> |

| Total Mobilisations | Total Time Deployed | No. of Personnel | Contracts |
|---------------------|---------------------|------------------|-----------|
| 163                 | 83:48:16            | 9                | 650%      |
| 419                 | 212:48:44           | 13               | 1000%     |
| 150                 | 82:11:29            | 8                | 625%      |
| 298                 | 185:17:23           | 13               | 1125%     |
| 250                 | 130:41:09           | 8                | 675%      |
| 288                 | 165:12:18           | 11               | 850%      |
| 71                  | 34:31:16            | 7                | 525%      |
| 38                  | 25:47:52            | 13               | 1225%     |
| 68                  | 42:12:38            | 8                | 800%      |
| 59                  | 40:23:33            | 9                | 825%      |

# Glossary of Terms

## Term - What it means

### **ADF**

Accidental Dwelling Fire

### **CSET**

Community Safety Engagement Toolkit is an internal IT system used to record home fire safety visits and community safety activities

### **FSET**

Fire Safety Experiential Training is a bespoke training programme developed by the Scottish Fire and Rescue Service in Ayrshire and delivered to community planning partners to raise awareness of fire safety within the domestic environment

### **HFSV**

Home Fire Safety Visit

### **PDIR**

Post Domestic Incident Response, a term used by Prevention and Protection Directorate to indicate actions taken following attendance at a fire or other incident in the home. PDIRs include amongst things the offer of a free follow-up home fire safety visit

### **Primary Fires**

These include all fires in buildings, vehicles and outdoor structures or any fire involving casualties, rescues or fires attended by five or more appliances

### **RDS**

Retained Duty System. Professional on call firefighters who may have other primary employment responsibilities outside the Fire and Rescue Service but respond to emergency calls within their local area as and when required

### **RTC**

Road Traffic Collision

### **Secondary Fires**

These are the majority of outdoor fires including grassland and refuse fires unless they involve casualties or rescues, property loss or fire or more appliances attend. They include fires in single derelict buildings

### **Special Service**

Calls to incidents which are not fires or false alarms such as RTCs, rescues, flooding, incidents involving hazardous materials or the provision of assistance to other agencies

### **UFAS**

Unwanted Fire Alarm Signals. When an automatic fire detection and alarm system is activated as a result of anything other than an actual fire the activation is classed as a false alarm. If an attendance is made to such an event by the Scottish Fire and Rescue Service, then the event is recorded as an UFAS incident





# North Ayrshire Performance Summary Report - Q4 2022/23

Reporting Period: 01/04/2022 - 31/03/2023



**POLICE  
SCOTLAND**  
Keeping people safe

**Total Crime**



**-4.1%**



**11,211 Crimes**

Incidents  
Recorded

Violence/Homicide

Drug Supply

Sexual Crime

Hate Crime

ASB

**-13.6%\***

**1.7%**

**-22.0%**

**1.6%**

**-10.3%**

**-25.6%\***



35,894

1,539

58

301

115

7,009

Domestic Abuse

Housebreaking

Robbery

Fraud

Speeding

Drink/Drug Driving

**-8.7%\***

**-34.8%**

**2.6%**

**32.7%**

**21.1%**

**21.1%**



966

182

40

281

534

219

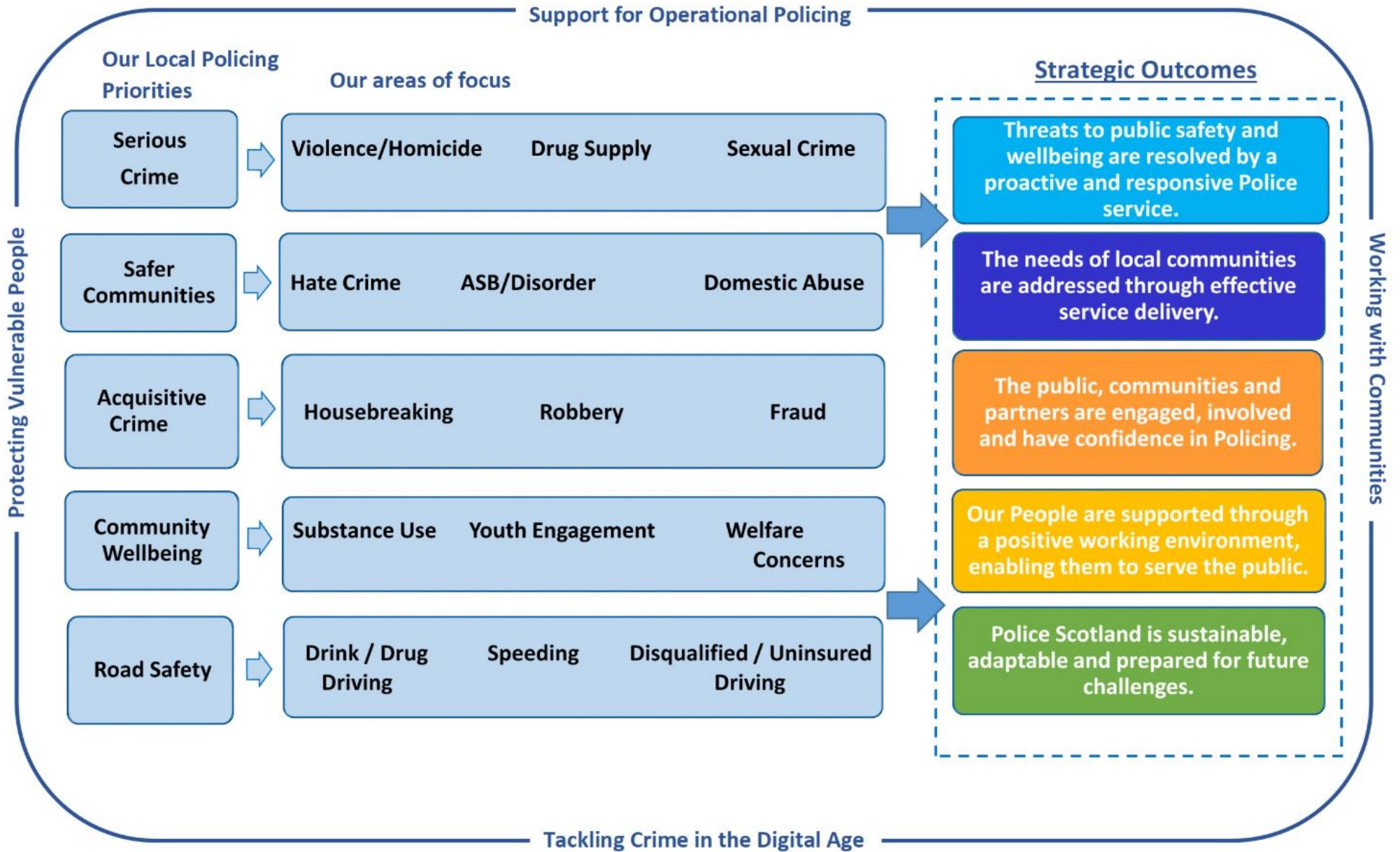
Note: All percentage figures are based on the 5-year average with all data based on Management Information which may be subject to change. \*5-yr Average is locally produced and not MI

## Introduction

This document has been compiled to look at the quarterly data available for North Ayrshire. The report is based on the areas of focus identified within the Local Policing Plan agreed with the Local Authority. The 'Plan on a Page' document is available on Page 3, this provides details of the areas Police Scotland have agreed to report on. There is a new Local Policing Plan and 'Plan on a Page' which will be reported on as part of Q1 later in 2023.

The following list of contents provides an overview of the items included in this report:

| TOPIC               | SECTION                  | PAGE |
|---------------------|--------------------------|------|
| Local Policing Plan | Plan on a Page           | 3    |
| Serious Crime       | Violence/Homicide        | 4    |
|                     | Drug Supply              | 5    |
|                     | Sexual Crimes            | 6    |
| Safer Communities   | Domestic Abuse           | 7    |
|                     | Hate Crime               | 8    |
|                     | Antisocial Behaviour     | 9    |
| Acquisitive Crime   | Housebreaking/Fraud      | 10   |
|                     | Robberies                | 11   |
| Community Wellbeing |                          | 12   |
| Road Safety -       | Drink/Drug Driving       | 13   |
|                     | Speeding                 | 14   |
| Public Confidence   | User Satisfaction Survey | 15   |
|                     | Complaints               | 16   |
| Glossary of Terms   |                          | 17   |



## SERIOUS CRIME—Violence/Homicide

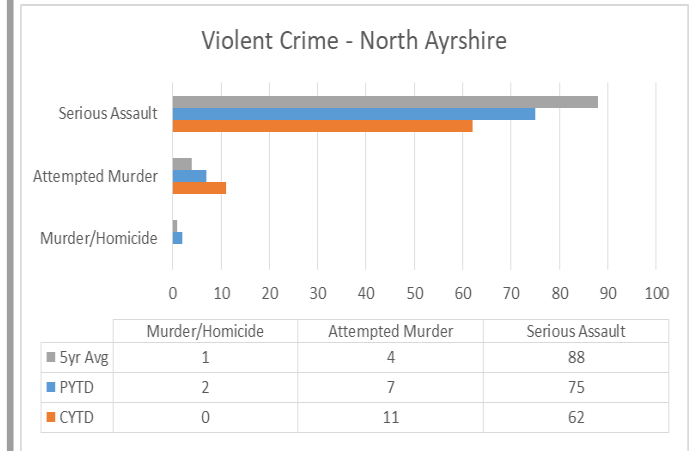
### Analytical Context:

Overall Violent Crime ended 2022/23 with an increase of 1.7% on the 5-year average.

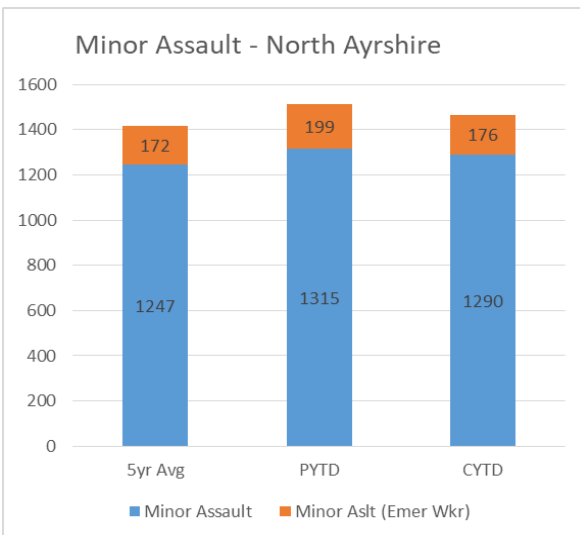
Serious Assaults have reduced with 62 crimes recorded at the end of Q4 compared with 75 the previous year and a 5-year average of 87.8. Detection rates were down slightly at the end of the year at 77.4% compared to 85.6% on the 5-year average, but up slightly on last year at 74.7%. Twenty-four of these crimes have taken place within the home with eight being domestic related. Thirty of the crimes have noted alcohol consumption as a potential factor. Twelve of the victims were female.

There have been no Murders in the reporting period, however there have been 11 Attempted Murders, all of which have been detected.

Minor Assaults on members of the public recorded lower numbers, compared with last year and the 5-year average (see chart below). Notably, 39 assaults on retail workers were recorded for the year. The detection rate was 63.8% which was above the figure the previous year (60.6%) but well below the 5-year average (77.3%). Minor Assaults on Emergency Workers are currently above the 5-year average, but below the figure for last year.



Source: Taken from Police Scotland Business Intelligence Portal



Source: Taken from Police Scotland Business Intelligence Portal

### Local Action/Context:

Violent crime is continually reviewed and resourced across Local Policing Teams (LPTs), Priority Policing Team (PPT) and Criminal Investigation Department (CID). This daily scrutiny and governance allows for early identification of crime trends, repeat victims, offenders and locations; ensuring that we employ preventative policing plan wherever possible. This is reflected in North Ayrshires local action plans and response to the night time economy.

Our LPTs and dedicated town centre officers provide a responsive visible presence around retail premises and support retail workers through a prevention approach but also enforcement when required.

In support of our night time economy directed patrols engage positively with licensed premises providing a visible reassuring presence within our town centres to deter and prevent violence and disorder. We have conducted 1205 supportive licensed premises visits throughout North Ayrshire between April 2022 and March 2023.

The Community Wellbeing Unit continue to work closely to persons and partners with the overarching aim to divert offenders away from crime whilst supporting our vulnerable victims.

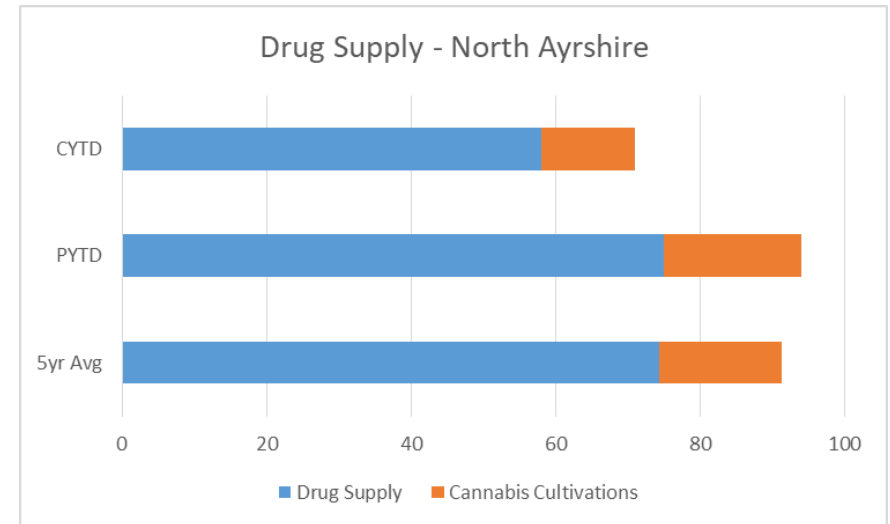
## SERIOUS CRIME—Drug Supply

### Analytical Context:

Drug Supply charges ended the year down 22% on the 5-year average.

There was a marked reduction (n=58) in the number of charges being brought compared with both the previous year (n=75) and the 5-year average (n=74.4). Cannabis cultivations have also recorded a decrease with 13 identified in 2022/23 compared with 19 the previous year.

Proactivity remains the main focus and means by which these charges are obtained, identifying any real patterns to where these crimes requires the combined work of local officers and Divisional staff, building on the Community Intelligence provided by North Ayrshire residents, community groups or via Crimestoppers.



Source: Taken from Police Scotland Business Intelligence Portal

### Local Action/Context:

North Ayrshire continues to proactively tackle drug supply by targeting individuals and groups that are involved in the sale and supply of controlled drugs throughout the region. We remain responsive to information and intelligence regarding drug supply developing this information into enforcement action by our proactive crime team supported by our priority and local policing teams. Between January and March 2023, notable recoveries include:

- 30 year old from Arran arrested and charged after cultivation discovered within Caravan on Island worth approximately £28,000
- Warrant executed in property in Ardrossan where 59 year old male arrested and charged in relation to supply of controlled drugs- £1800 of class B recovered
- £1400 in cash seized from 38 year old male from a property in Irvine, male believe dot be concerned in drug supply.
- Property in Stevenston searched under warrant. 21 year old male charged with concerned in supply and possession 4 x offensive weapons. Class A recovered with street value of £2000.

The total value of drugs recovered is £35,340 resulting in 6 supply charges.

## SERIOUS CRIME—Sexual Crime

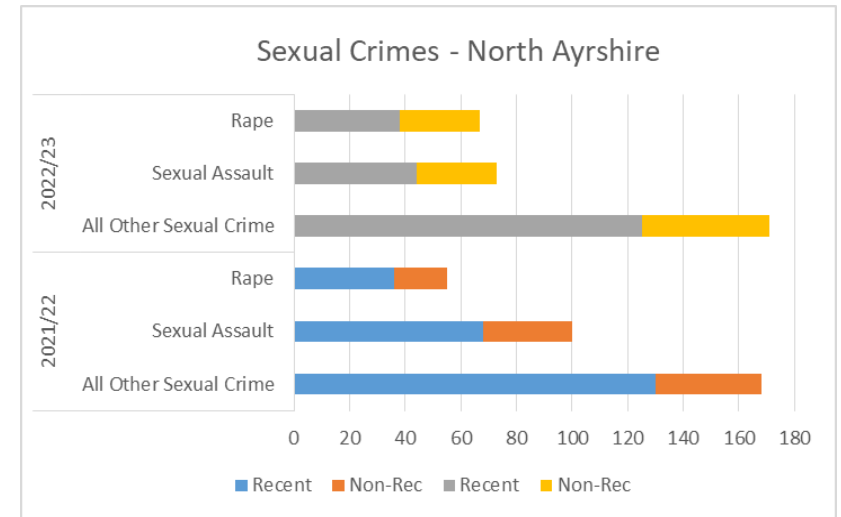
### Analytical Context:

There was an overall decrease in the number of sexual crimes reported to the end of Q4, down 6.8% on the previous year but up 1.6% on the 5-year average.

In reference to the table opposite the biggest decrease was noted in Sexual Assault crimes (down 23.7% on last year). Rape crimes have noted an increase, but this is due primarily to non-recent reporting (accounting for 43.3% of Rape crimes). When considering all sexual crimes, 33.4% of crimes are non-recent, this includes 29 non-recent Rape crimes and 29 non-recent Sexual Assaults.

Detection rates were 58.1%, significantly above the previous year (46.3%) but below the 5-year average (62.6%). Rape detections were 49.3% while Sexual Assault detections were 62.0%.

Police Scotland has made a concerted effort to raise awareness and encourage survivors of sexual abuse to report incidents regardless of when they occurred. Every report is investigated thoroughly, albeit there can be challenges with tracing witnesses or securing forensic opportunities for non-recent offences.



Source: Taken from Crime Management through ScOMIS

### Local Action/Context:

Targeting sexual crime remains a priority within North Ayrshire. Every reported incident of a sexual nature is robustly investigated. There is a dedicated Detective Inspector who has been appointed to the Divisional Rape Investigation Unit and oversees all reported incidents, ensuring appropriate governance and oversight and thorough investigation into the report. The increase in sexual crime reporting highlights how our response to online offending and public protection are a key part of frontline policing in a modern society. Tackling sexual crime remains a key priority and we will continue to focus enforcement in this area.

We encourage survivors of sexual abuse to report incidents regardless of when they occurred and recognise the trauma that can be caused to survivors of sexual abuse and work collaboratively with partners to ensure these individuals are fully supported through the justice system. We always seek to learn and improve the service provided to survivors of sexual abuse. Gathering feedback helps us understand what we are getting right and what we could do better. We are committed to continually improving the service we provide, to build confidence in reporting and in policing more widely. It is acknowledged that while the criminal justice system can itself present challenges for survivors, there is a risk that witnesses, especially children and other 'vulnerable witnesses' of the most serious and traumatic crimes can be re-traumatised through their participation in the criminal justice process. Officers are being further trained with information about the impact of trauma and how these can impact on a person's ability to participate in an interview to provide a fair and consistent approach under video recorded conditions.

We continue to work closely with partners to ensure survivors are supported throughout the criminal justice process. The Willows in Prestwick is a dedicated sexual assault response coordination service that offers healthcare choices including a forensic medical examination, and is available to individuals who have experienced rape or sexual assault, in a way that is sensitive, compassionate and reduces the risk of any re-traumatisation.

Campus officers continue to work proactively with young persons to highlight reporting mechanisms and danger signs from those who wish to cause them sexual harm both within the community and in the online space.



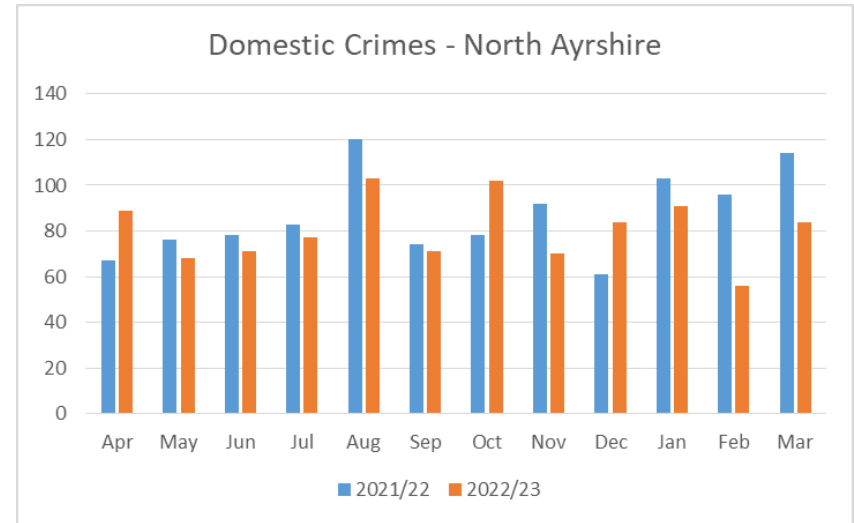
## SAFER COMMUNITIES—Domestic Abuse

### Analytical Context:

Domestic Abuse crimes are currently down 7.3% on the 5-year average.

Crimes ended the year down compared with the previous year (966 this year compared with 1042 previous year). It is evident from the chart opposite that there were two peak months last year—August and October where the figures were over 100 for the month. Examination of these two months shows a high number of crimes that did not take place during the month reported.

Examination of the types of domestic abuse committed across the year indicates that the majority of crimes continue to be Minor Assaults or Threatening & Abusive Behaviour. However there was one Attempt Murder, nine Serious Assaults, 22 Rapes and 40 Domestic Abuse Act crimes (examples include Stalking and/or Coercive behaviour).



Source: Data taken from iVPD through ScOMIS

### Local Action/Context:

The overall reduction in domestic abuse crimes is reflective of the additional investment and partnership working within North Ayrshire. 2022/23 saw the introduction of a dedicated Detective Inspector and Safeguarding Team. The Safeguarding Team provide victims of domestic abuse with a consistent quality of service which is focussed on the victim’s safety and wellbeing and through 1-1 contact truly understanding the dynamics of the abusive relationship identifying patterns of behaviour such as coercive control.

The Multi-Agency Risk Assessment Conference (MARAC) process successfully launched across Ayrshire in August 2022. Since then 123 North Ayrshire victims of domestic abuse have had their cases discussed and considered by partners. Between Dec 2022 and April 2023 the Multi-Agency Tasking and Coordination (MATAAC) process reviewed and discussed 5 offenders of domestic violence who had been assessed through as having the greatest potential to cause harm.

Applications for The Disclosure Scheme for Domestic Abuse Scotland **102**, this is a positive development and reflective of a greater understanding across services and public of the benefits to the scheme.

Working with our partners we continue to develop and enhance our response to incidents of domestic violence where we are providing locally delivered training to front line officers ensuring that victims get the best possible service at point of first contact.

We continue to develop, deliver and support and promote campaigns and initiatives with partners. This includes the 16 Days of Action, white Ribbon Campaign and Reclaim the night events.

## SAFER COMMUNITIES—Hate Crime

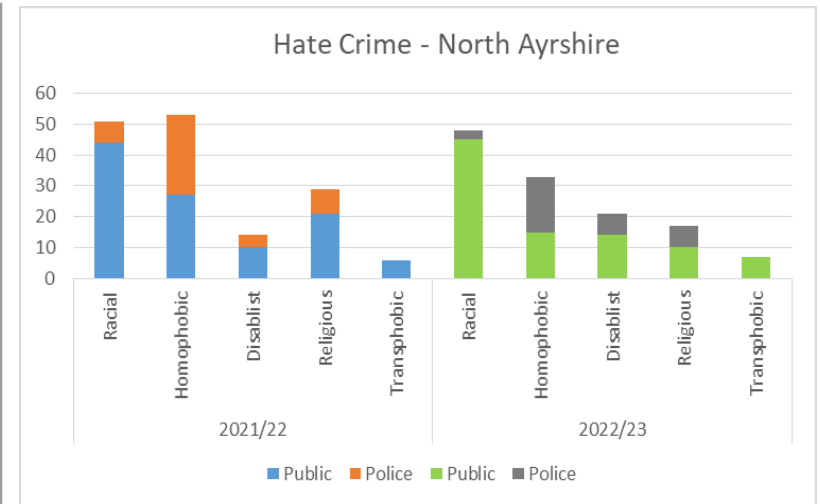
### Analytical Context:

Hate crimes ended the year 10.3% below the 5-year average.

The year on year decrease shows a total of 115 crimes this year compared with 141 the previous year. Note that a single crime can have more than one hate crime type, for example one incident could feature homophobic and sectarian language.

The chart opposite provides a breakdown of the different types of hate related crimes and highlights an increase in Disablist crimes. Racial crimes have remained fairly static whilst Homophobic and Religious crimes have significantly decreased.

At the end of this reporting period two repeat victims have been identified. One is a shop worker in Irvine who has been the victim of racial abuse on two occasions and one victim in Kilwinning has been subjected to disablist abuse on two occasions. There have been no further repeat victims noted during the year.



Source: Taken from the iVPD database through ScOMIS

### Local Action/Context:

The overall reduction in reported hate crime across North Ayrshire to the end of quarter 4 is very positive and is attributable in some part to the ongoing preventative work being undertaken particularly with our young people.

Our North Ayrshire Preventions and Interventions Officers is a Hate Crime Champion who is specifically trained to provide advice, support and assistance to colleagues and partners in tackling the issues surrounding hate crime. In conjunction with our Campus officers they have been delivering a program of hate crime talks within both primary and secondary schools.

Local Policing Teams and Interventions officers visit victims of hate crime offering appropriate advice and support providing a single consistent point of contact, by also working with partners such as the Anti-Social Behaviour Investigation Team (ASBIT) we can effect positive change.

Every report of hate crime attracts daily scrutiny from the Area Commander and relevant staff in order to identify patterns of behaviour, repeat victims / locations and to ensure offenders are identified.

We proactively support all national hate crime campaigns using our social media channels to raise awareness and encourage victims of hate crime to report and engage with the police.



## SAFER COMMUNITIES—Antisocial Behaviour

### Analytical Context:

ASB Incidents ended the year down 25.6% on the 5-year average.

Every month of the reporting year recorded much lower figures compared with the previous year and the 5-year average as detailed in the second chart below. Around 23% of incidents across the year resulted in a crime report being raised. It is assessed that around 18% of ASB incidents are possibly youth related.

ASB Fixed Penalty data is currently still being worked on and should be available in the near future.

### Local Action/Context:

The consistent reduction in Anti-Social Behaviour (ASB) incidents is reflective of the significant partnership working across North Ayrshire and the positive impact of our Prevention First approach. ASB is a particular focus of the Prevention First meetings which identifies emerging and established issues and works collaboratively with partners to address these.

Each weekend there are dedicated officers on foot patrol within town centres conducting licenced premises visits and targeting ASB, providing public reassurance to those enjoying a night out. Between April 2022 and March 2023 there was 1205 visits to licensed premises.

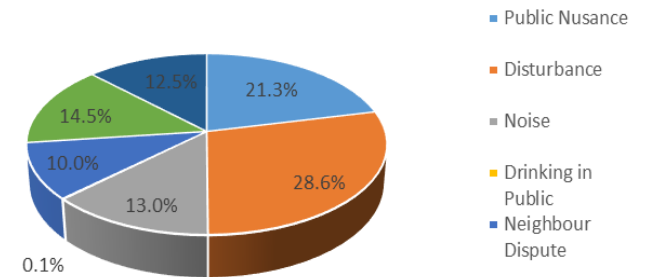
The use of off road vehicles has been problematic within North Ayrshire especially in the areas of Ardeer, Stevenston beach and Kilwinning. Officers have engaged with the user of the bikes and have charged several users and issued ASB tickets. Preventative measures and signage has been introduced as well as a media campaign both to highlight the dangers of these vehicles and to highlight successful enforcement action.

There has been an increase in anti-social graffiti both within town centres and more remote buildings that are visible from the main roads. Police are working with Streetscene and owners of property to remove offensive material.

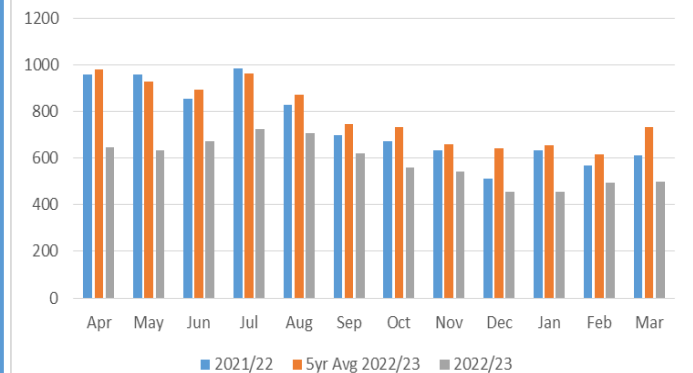
Youth Disorder continues to be prevalent within Irvine Town Centre/Mall and Fullerton area, there are two dedicated town centre officers providing visible presence during dayshift hours, these areas are subject to regular patrols by late shift/nightshift officers with Local Policing Teams completing action plans to tackle anti-social behaviour.

Campus officers continue to educate and divert pupils from ASB utilising Early and Effective Intervention protocol when appropriate.

ASB Incident Breakdown - North Ayrshire



Monthly ASB - North Ayrshire



Source: Taken from STORM data extracted through ScOMIS

## ACQUISITIVE CRIME—Housebreaking / Fraud

### Analytical Context:

Housebreakings ended the year down 34.8% on the 5-year average.

The overall picture for the year showed decreases in crimes targeting domestic properties (including those to non-dwell properties e.g sheds, garages, etc) compared to last year, whilst commercial properties recorded increases. The detection rate was 30.8% which is above the previous year (20.7%) and also the 5-year average (29.0%).

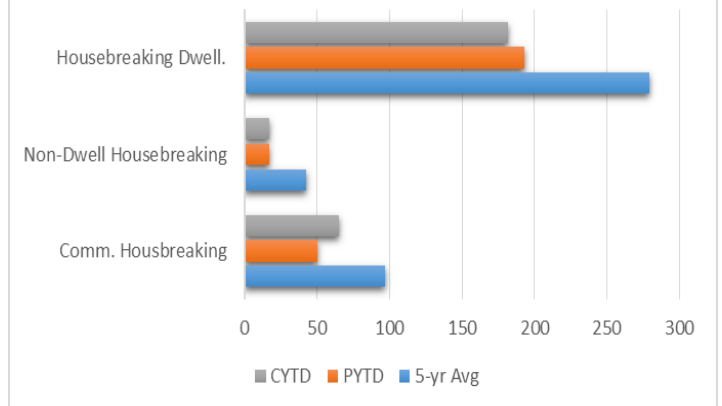
Examination of the commercial housebreakings shows four repeat locations across the year, two of which are school premises. The remaining repeat locations include a supermarket and a church.

Frauds were 32.7% up on the 5-year average.

The upward trend of Frauds is continuing with crimes showing an increase of 2.6% on the figure from last year. The detection rate was 19.2% for year end which is below last year (21.2%) the 5-year average (40.9%).

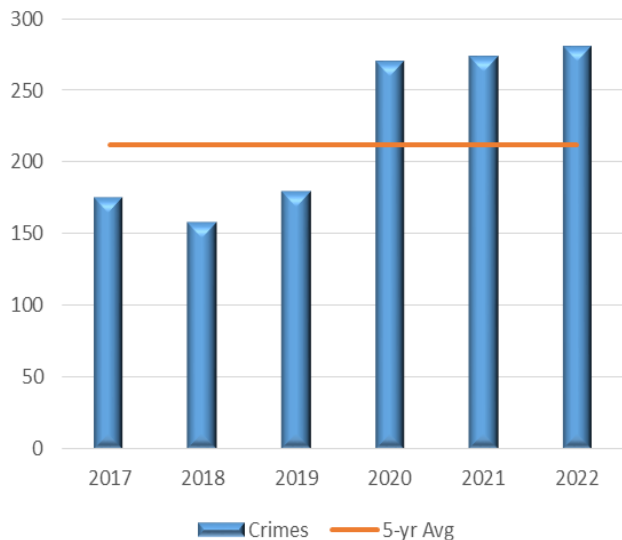
Types of Fraud continues to evolve. In the past year WhatsApp text messaging frauds have become more prevalent as well as ongoing issues with using purchasing sites and goods either not arriving or not being paid for.

### Housebreaking Crimes - North Ayrshire



Source: Taken from Police Scotland Business Intelligence Portal

### Fraud - North Ayrshire



Source: Taken from Police Scotland Business Intelligence Portal

### Local Action/Context:

The reduction in recorded housebreakings is positive as is the increased detection rate, given the significant financial and emotional impact to victims there is strict governance and scrutiny of these crimes with each investigation being subject of review by the local Detective Inspector to ensure that we maximise forensic and investigative opportunities.

The Banking protocol continues to be implemented when vulnerable persons present at their bank wishing to withdraw large sums of money often for “work” carried out at their properties. This allows for positive intervention and prevents significant financial loss by the victim.

Frauds are becoming more prevalent and are becoming more sophisticated in nature with many of the crimes being perpetrated by remote offenders often located out with the UK. Whilst anyone can become a victim of fraud these crimes disproportionately affect our elderly causing significant distress. Working on a preventative model within Safer North Ayrshire Partnership there has been significant ongoing work with partners including Trading Standards and local authority to raise awareness through community events and the issuing of 158 call blockers, a simple device that to date in North Ayrshire has prevented in excess of 34000 scam call to residents of North Ayrshire.

## ACQUISITIVE CRIME—Robberies

### Analytical Context:

Robberies ended the year up 2.6% on the 5-year average.

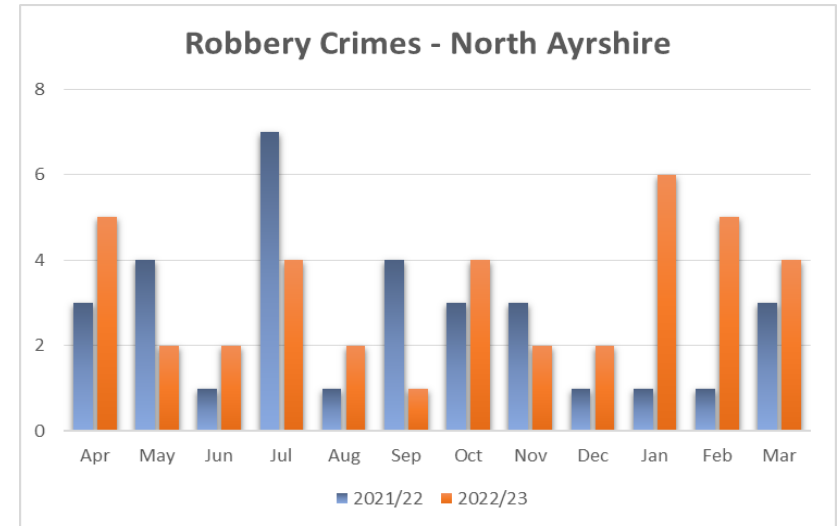
Overall there was an increase in the number of Robbery crimes compared with last year from 32 to 40, driven by increases in January and February.

The detection rate was 77.5% which is below both last year (78.1%) and the 5-year average (82.6%).

It was noted that 15 of the crimes took place within the home, five in a shop (including one in a Chemist) and three in a petrol station and the remainder in an outdoor public location. Nine crime reports have involved the use/threat of a knife or bladed weapon (note one incident recorded 4 Robbery crimes, but has only been counted once).

At least 12 of the victims knew the offender in some capacity.

The items most commonly being taken are cash, mobile phones and medication.



Source: Taken from Police Scotland Business Intelligence Portal

### Local Action/Context:

Robberies can have a significant impact on the victims impacting on how safe our residents feel in their community. Each report of robbery is a key priority and attracts immediate supervisory oversight and review and investigation by the CID.

Such scrutiny allows prioritisation of investigations resulting in the early identification and arrest of offenders, there is very much a collective response to such crimes utilising all available investigative tools and intelligence.

Officers in North Ayrshire are committed to tackling the factors that could lead to offenders committing such crimes, identifying trigger points such as release from prison and work closely with partners to ensure appropriate supports are in place reducing the likelihood of offending.

Preventative measures continue, including those offenders subject to bail conditions being subject to regular checks to ensure compliance with these conditions escalating as required to any other relevant agency.

Any Robbery in a commercial location will be subject of follow up by Preventions and Interventions in order to discuss the safety and wellbeing of staff and how making simple changes to security can deter and prevent repeat offending.

## COMMUNITY WELLBEING

### Local Action/Context:

During this reporting period, the Community Wellbeing Unit (CWU) have proactively engaged with 175 individuals across North Ayrshire in terms of diversionary, interventions and securing partnership support.

The CWU have engaged with and supported multiple partners across North Ayrshire, including: Women's Aid , Money Matters Workshop, Addiction Services, Kilwinning Locality networking meetings, Community Justice workshops and the Youth development Team .

A further round of visits have been undertaken at all North Ayrshire local authority Children's Units to strengthen connections and provide refreshed contacts. The CWU retains close links with North Ayrshire's Social Work Justice and Intervention Multi-Agency Safeguarding Hub (MASH) and continue to conduct joint visits with them and Children and Families Services.

KA Leisure continue to support and accept police referrals in terms of access to their facilities for the most vulnerable.

The CWU have also built a good relationship with Turning point Scotland where partnership working has helped vulnerable service users in the community.

The work of Community Wellbeing Unit can often be complex and involve multiple partner agencies working together effect positive change in an individuals circumstances however on occasion simple and timely intervention can be hugely effective. An example being a female who suffered from depression and anxiety, suicidal thoughts who had made numerous attempts to end her life. CWU began regular engagement building trust and confidence during which time she disclosed that she was a regular user of cocaine and had previously spoken with addiction services but found this difficult and disengaged. CWU introduced her to Turning Point Scotland, she now has a regular allocated worker and feels fully supported. Since the intervention by CWU she is doing well in a positive mind-set with aspirations for the future, she has not since come to the attention of the police.

The following table provides the metrics around the involvement the CWU has had in North Ayrshire:

| North Ayrshire | Nominals | Interventions | Mental Health | Addictions | Missing Persons | Youth Offenders | Domestic Abuse |
|----------------|----------|---------------|---------------|------------|-----------------|-----------------|----------------|
| <b>2023</b>    |          |               |               |            |                 |                 |                |
| January        | 55       | 98            | 45            | 16         | 2               | 4               | 0              |
| February       | 57       | 83            | 42            | 19         | 6               | 2               | 1              |
| March          | 63       | 84            | 54            | 16         | 5               | 6               | 0              |

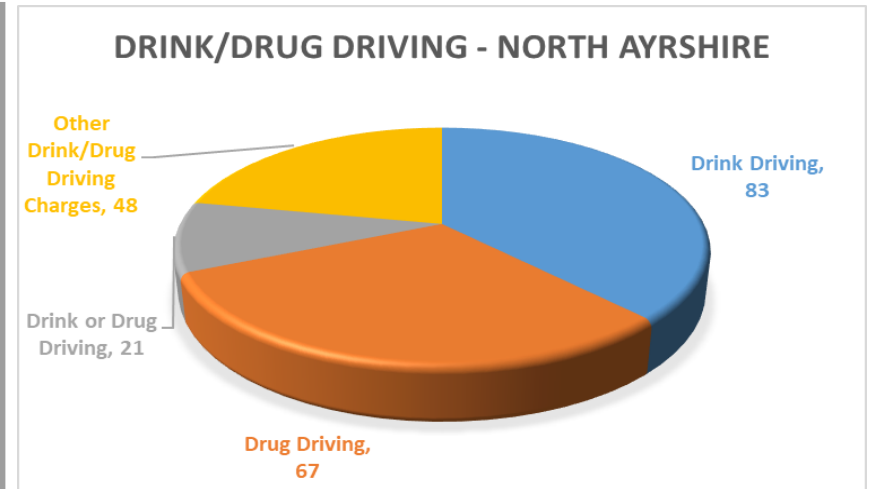
## ROAD SAFETY—Drink/Drug Driving

### Analytical Context:

Drink/Drug driving offences at year end were up 21.1% on the 5-year average. It should be noted that new legislation around drug driving came into effect in October 2019 and therefore this 5-year average does not fully include the drug charges.

The 2022/23 period saw a total of 219 offences recorded which is an increase on the previous year (n=198).

Solely Drink Driving and solely Drug Driving continue to be the most perpetrated offences, both crime types were up over the course of the year, solely Drink Driving recorded 83 crimes last year whilst solely Drug Driving recorded 64 crimes.



Source: Taken from Police Scotland Business Intelligence Portal

### Local Action/Context:

Officers take every opportunity to engage with motorists through face to face interactions and wider social media platforms, to raise awareness of the dangers of driving whilst under the influence.

Officers in North Ayrshire pro-actively target those that consume alcohol/drugs whilst driving, utilising a variety of tactics. Traditional static road checks are conducted on a daily basis, at priority routes with high volume traffic to increase detection rates, and to provide reassurance to local communities that the priority of Road Safety is taken seriously. The addition of high visibility and unmarked patrols at these locations further reinforces the dedication and commitment by officers towards this key priority.

Road Policing officers work in collaboration with internal and external partners, through the use of intelligence and analytical products, to pro-actively identify repeat offenders, who continue to place themselves and other road users in danger through the continued use of alcohol/drugs whilst driving. OCG nominals who are suspected to consume alcohol/drugs whilst driving remain a focus of Police in North Ayrshire to ensure maximum disruption.

Ayrshire's Road Policing Unit support the National Calendar of Road Safety Activity, which identifies specific periods throughout the year to target Drink/Drug driving. The Summer Drink/Drug driving campaign has local officers working in partnership with Road Policing colleagues, through a number of dedicated action plans at specific locations likely to be frequented by offenders. In addition, Drug Driving week takes place in August where a similar dedicated approach is taken.

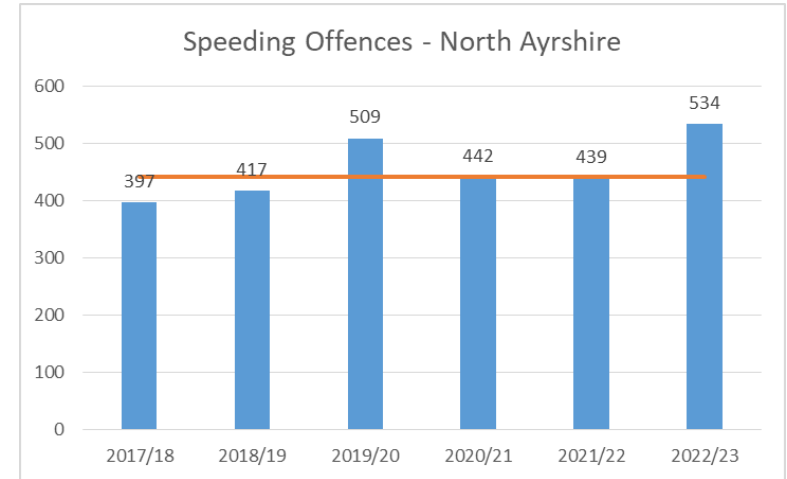
In terms of the reporting period, detections are higher than the previous year which is indicative of the pro-active approach taken by Police in North Ayrshire in support of the above campaigns.

## ROAD SAFETY—Speeding

### Analytical Context:

Speeding offences ended the year up 21.1% on the 5-year average and 21.6% on the previous year.

The 2022/23 period noted the greatest volume of offences in over 5 years (see chart opposite). Whilst this is a concerning trend it should be remembered that the Road Policing Unit continue to carry out initiatives in specific areas based on information from local communities and Elected Members, which may influence where offences occur and the volume recorded.



Source: Taken from Crime Management through ScOMIS

### Local Action/Context:

Speeding remains a key priority for residents within North Ayrshire, as highlighted by complaints from our communities and local elected members. Police in North Ayrshire, supported by Road Policing Colleagues deploy to historical speeding locations on a daily basis, providing education and enforcement activity accordingly. Officers take every opportunity during these deployments to glean intelligence for the wider road safety/road crime picture.

Regular multi agency meetings take place within North Ayrshire, whereby a number of dedicated locations are identified and feature on Ayrshire Road Policing's daily tasking deployments. Subject to review every 6 weeks, partners are updated with activity to ensure detections are fed back to local elected members and communities, reinforcing that this priority is taken seriously. Where necessary, deployments will be rotated to ensure an even service spread throughout the sub division.

The reporting period highlights speeding detections are up 21.6% on the previous year, however this is indicative of localised activity conducted within North Ayrshire by both Road Policing and local officers.

Focused activity in North Ayrshire includes, Dedicated Motorcycle safety campaign, A78, A760, A737 enforcement action plans and an Island Road Safety Campaign LPT officers respond to local community feedback and undertake speed detection patrols.

## PUBLIC CONFIDENCE—Survey Information

### User Experience - Current Position

The information on the table below is from data gathered in the April 2022 to March 2023 period for the whole of Ayrshire and is not specific to North Ayrshire. It should also be noted that the 'Feeling adequately informed' question has changed in 2022/23 and only applies to those who stated they expected to be kept informed.

| Questions  | YTD  | Force YTD | Female | Male | Blank/Other |
|--|------|-----------|--------|------|-------------|
| Number of Respondents  | 1041 | 15,323    | 430    | 279  | 332         |
| Ease of Contact? (% Easy and Very Easy)                          | 71%  | 72%       | 76%    | 74%  | 63%         |
| Being provided with the appropriate response? (% Yes)            | 62%  | 63%       | 70%    | 63%  | 52%         |
| Feeling adequately informed about progress made with your report | 53%  | 49%       | 59%    | 54%  | 47%         |
| Overall Satisfaction? (% Satisfied or Very Satisfied)            | 68%  | 68%       | 76%    | 71%  | 55%         |

### Your Survey

The following information is based on data from April to March 2023 (It should be noted that the March figures are likely to change as they are updated).

| How safe do you feel in your local area? |           |             |        | Male      |             | Female    |             | Total Respondents |
|--|-----------|-------------|--------|-----------|-------------|-----------|-------------|-------------------|
|  | Very Safe | Fairly Safe | Total  | Very Safe | Fairly Safe | Very Safe | Fairly Safe |                   |
| North                                    | 12.11%    | 53.80%      | 65.91% | 14.71%    | 47.79%      | 12.62%    | 60.28%      | 487               |

| Concern about Crime |                 |                    |        | Male            |                    | Female          |                    | Total Respondents |
|---------------------|-----------------|--------------------|--------|-----------------|--------------------|-----------------|--------------------|-------------------|
|                     | Increased a Lot | Increased a Little | Total  | Increased a Lot | Increased a Little | Increased a Lot | Increased a Little |                   |
| North               | 34.30%          | 29.34%             | 63.64% | 27.41%          | 34.07%             | 35.05%          | 28.50%             | 487               |

### Local Action/Context:

Your Police Survey 2022/23 Survey closed on 31st March 2023 with the feedback published on the 12th May 2023, the 2023/2024 Survey is now live.

Responses to Your Police Survey will continue to feed into decision making structures within Police Scotland on a regular basis. Police Scotland's Public Confidence Governance Board will build on the actions taken from the survey and continue to shape our approaches to improving public contact and engagement.

## PUBLIC CONFIDENCE—Complaints Against the Police

### Complaints

|                | TOTAL COMPLAINT CASES RECEIVED |            |               | TOTAL NUMBER OF ALLEGATIONS RECEIVED |            |               |
|----------------|--------------------------------|------------|---------------|--------------------------------------|------------|---------------|
|                | YTD                            | LYTD       | % CHANGE      | YTD                                  | LYTD       | % CHANGE      |
| <b>TOTAL</b>   | <b>372</b>                     | <b>329</b> | <b>13.10%</b> | <b>533</b>                           | <b>641</b> | <b>-16.8%</b> |
| North Ayrshire | 128                            | 131        | -2.3%         | 183                                  | 223        | -17.9%        |

### Breakdown of Case Categories

|                        | FLR (Early Resolution) | FLR PSD (NCARU) | FLR (Spec or PSD) | Criminal Complaint | Non Criminal (not FLR) | Abandoned | Withdrawn | Ongoing (NCARU) | Not Relevant Complaint |
|------------------------|------------------------|-----------------|-------------------|--------------------|------------------------|-----------|-----------|-----------------|------------------------|
| <b>U DIVISION</b>      | <b>1</b>               | <b>147</b>      | <b>42</b>         | <b>30</b>          | <b>65</b>              | <b>46</b> | <b>18</b> | <b>23</b>       | <b>0</b>               |
| North Ayrshire Council | 1                      | 48              | 23                | 7                  | 18                     | 13        | 9         | 9               | 0                      |

### Breakdown of Allegations

| Breakdown of Allegations | Assault   | Corrupt Practice | Discriminatory Behaviour | Excess Force | Incivility | Irregularity in Procedure | Neglect of Duty | Oppressive Conduct/ Harassment | Other - Criminal |
|--------------------------|-----------|------------------|--------------------------|--------------|------------|---------------------------|-----------------|--------------------------------|------------------|
| <b>U DIVISION</b>        | <b>39</b> | <b>0</b>         | <b>6</b>                 | <b>33</b>    | <b>78</b>  | <b>142</b>                | <b>3</b>        | <b>14</b>                      | <b>3</b>         |
| North Ayrshire           | 11        | 0                | 3                        | 12           | 28         | 51                        | 2               | 4                              | 1                |

### Breakdown of Quality of Service Allegation

| Quality of Service      | Policy/Procedure | Service Delivery | Service Outcome |
|-------------------------|------------------|------------------|-----------------|
| <b>U DIVISION TOTAL</b> | <b>60</b>        | <b>57</b>        | <b>84</b>       |
| North Ayrshire          | 21               | 19               | 27              |



## GLOSSARY OF TERMS

| Acronym | Details  |
|---------|--|
| ASB     | Anti-Social Behaviour                                  |
| ASBIT   | Anti-Social Behaviour Investigation Team               |
| CWU     | Community Wellbeing Unit                               |
| CYTD    | Current Year to Date                                   |
| DAIU    | Domestic Abuse Investigation Unit                      |
| DAST    | Domestic Abuse Safeguarding Team                       |
| DRD     | Drug Related Deaths                                    |
| DSDAS   | Disclosure Scheme for Domestic Abuse Scotland          |
| NAC     | North Ayrshire Council                                 |
| FLR     | Front Line Resolution                                  |
| GIRFEC  | Getting It Right For Every Child                       |
| HMP     | Her Majesty's Prison                                   |
| LPP     | Local Policing Plan                                    |
| LPT     | Local Policing Team                                    |
| LYTD    | Last Year to Date                                      |
| MARAC   | Multi Agency Risk Assessment Conference                |
| NCARU   | National Complaints and Resolution Unit                |
| Non-Rec | Non Recent (over one year from incident occurring)     |
| PACT    | Pro-Active Crime Team                                  |
| PSOS    | Police Service of Scotland                             |
| PYTD    | Previous Year to Date                                  |
| QoS     | Quality of Service (relates to complaints)             |
| RADAR   | Rapid Access to Drug and Alcohol Recovery              |
| SARC    | Sexual Assault Referral Centre                         |
| ScOMIS  | Scottish Operational and Management Information System |
| SFRS    | Scottish Fire and Rescue Service                       |
| SWD     | Social Work Department                                 |
| VAWG    | Violence Against Women and Girls                       |
| YTD     | Year to Date   |

