

North Ayrshire Performance Summary Report Reporting Period: 1 Apr - 31 Dec 2019



Total Crime



2.7%



9,218

Incidents Recorded

2.9%



33415

Common Assault

3.8%



1138

Overall Dishonesty

1.2%



2073

Domestic Abuse

13.1%



878

Overall Violent Crime

2.3%



1231

Sexual Crime

20%



281

Road Traffic Casualties

29.2%



109

Disorder Complaints

1.5%



5104

Missing People

22%



303

Counter Terrorism

SUBSTANTIAL



The threat level from INTERNATIONAL TERRORISM remains at SUBSTANTIAL meaning an attack is likely.

Housebreaking

22.8%



203

*All data provided is for the period 1 Apr –31 Dec 2018—1st April- 31 st Dec 2019 unless otherwise stated. All statistics are provisional and should be treated as management information. All data have been extracted from Police Scotland internal systems and are correct as at 11/1/20

North Ayrshire Performance Summary Report

Reporting Period:
1 Apr 19 to 31 Dec 2019



SECTION	PAGE NUMBER
Introduction	2
Executive Summary	3
Demand Analysis	4
Domestic Abuse	4
Hate Crime	5
Violence, Disorder & Antisocial Behaviour	6
Serious Organised Crime	7
Terrorism and Domestic Extremism	7
Protecting People at Risk of Harm	7
Housebreaking	8
Public Confidence - Complaints & Allegations	9

Introduction

I am pleased to present this report to the Police Fire and Rescue Committee for its information and consideration.





Please note that all data included in this report are management information and not official statistics.

All data are sourced from Police Scotland internal systems and are correct as of date of publication.

Unless stated otherwise numerical comparisons are to the same period in the previous year to date.

NORTH AYRSHIRE POLICING PRIORITIES 2018-2021

- 1 Drug dealing and misuse
- 2 Violence, disorder and antisocial behaviour
- 3 Dishonesty
- 4 Road Safety
- 5 Protecting People At Risk Of Harm

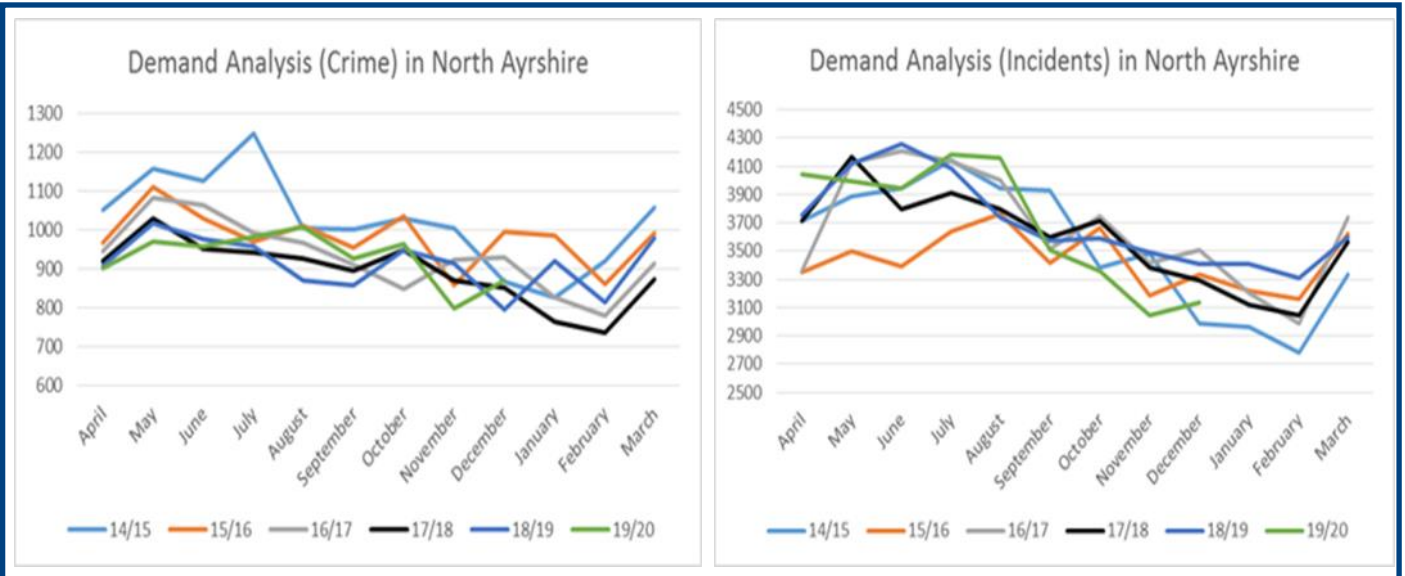
PRIORITY AREA	EXECUTIVE SUMMARY
Drug supply and misuse 	<p>Our commitment to tackling the supply and misuse of drugs continues to produce improved results with a sizable increase in detections to date.</p>
Violence, Disorder & ASB 	<p>The increase in overall violence reported at the end of September has begun to reduce slightly which is a positive trend. Serious violence remains below the position last year and instances of disorder has reduced to levels below that of last year.</p>
Dishonesty 	<p>The overall level of dishonesty crimes which was showing an increase in September has now reduced and is currently lower than the position last year. Shoplifting and Fraud remain at an increased level but continued reductions in Housebreaking and Vehicle Crime account for the main overall reduction.</p>
Road Safety 	<p>Casualties on our roads continue to show an overall substantial reduction in the number of people injured in Road Accidents.</p>
Protecting people at risk of harm	<p>The previously reported position in respect of our anticipated increase in sexual crimes continues to be the case.</p>

POLICE SCOTLAND'S POLICING PRIORITIES 2018-19

- 1 Violence, disorder and antisocial behaviour
- 2 Serious Organised Crime
- 3 Counter Terrorism and Domestic Extremism
- 4 Protecting People at Risk of Harm
- 5 Road Safety and Road Crime
- 6 Acquisitive Crime

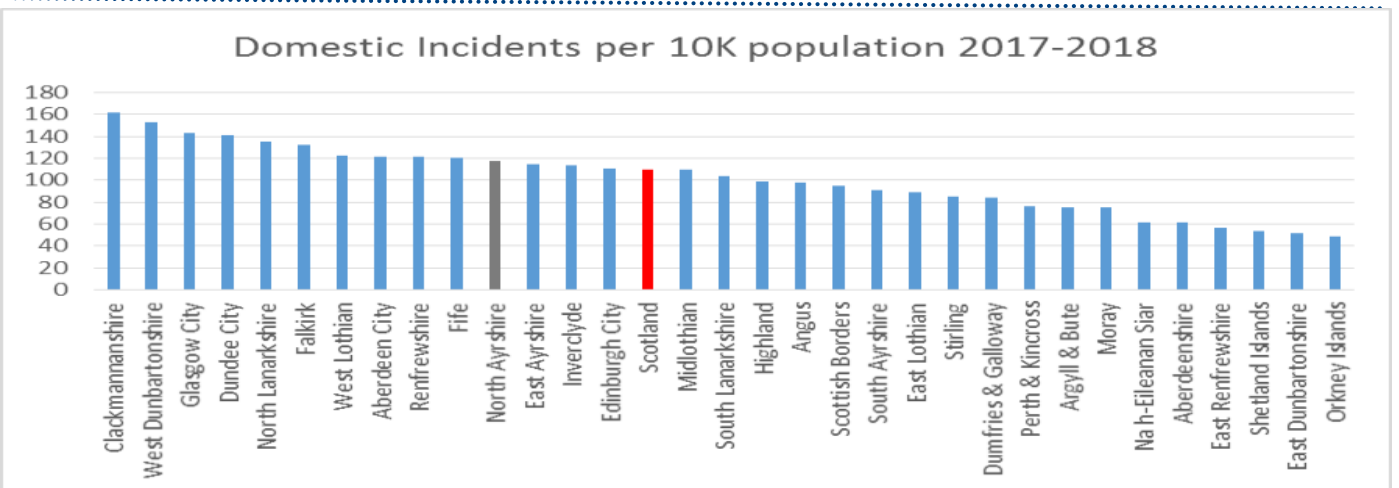
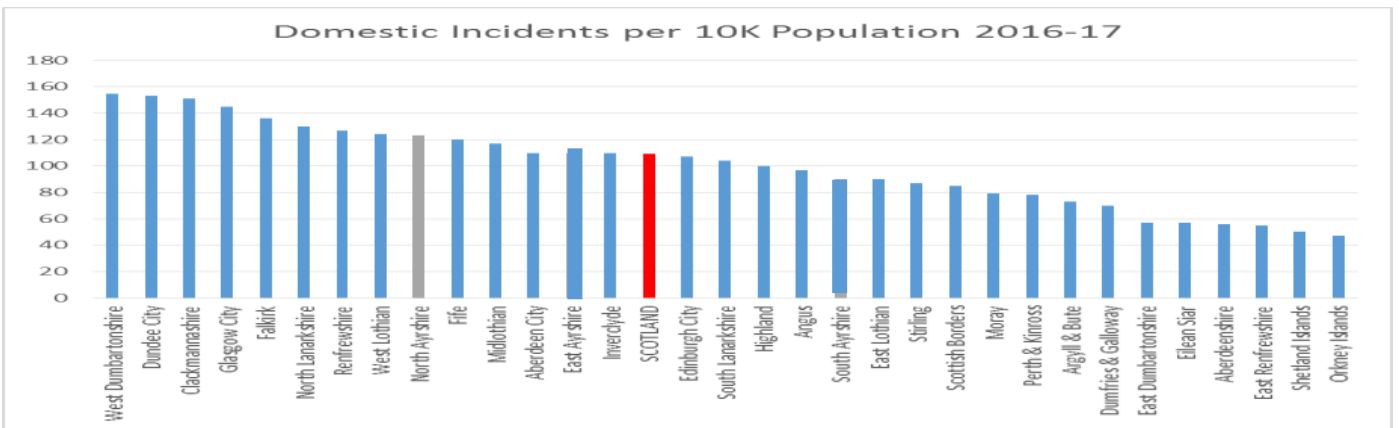
DEMAND ANALYSIS - * PYTD - PREVIOUS YEAR TO DATE CYTD - CURRENT YEAR TO DATE

CRIME	PYTD *	CYTD *	INCIDENTS	PYTD	CYTD
Total Crimes & Offences	8,972	9,218	Total number of incidents	34,400	33,415



Context: The above graphs display crimes and incident total over the past 5 years. At present crime has increased slightly this year predominantly due to increases in vandalism and our proactive increase in detecting drug related offences. The demand for policing services this year shows a current decrease.

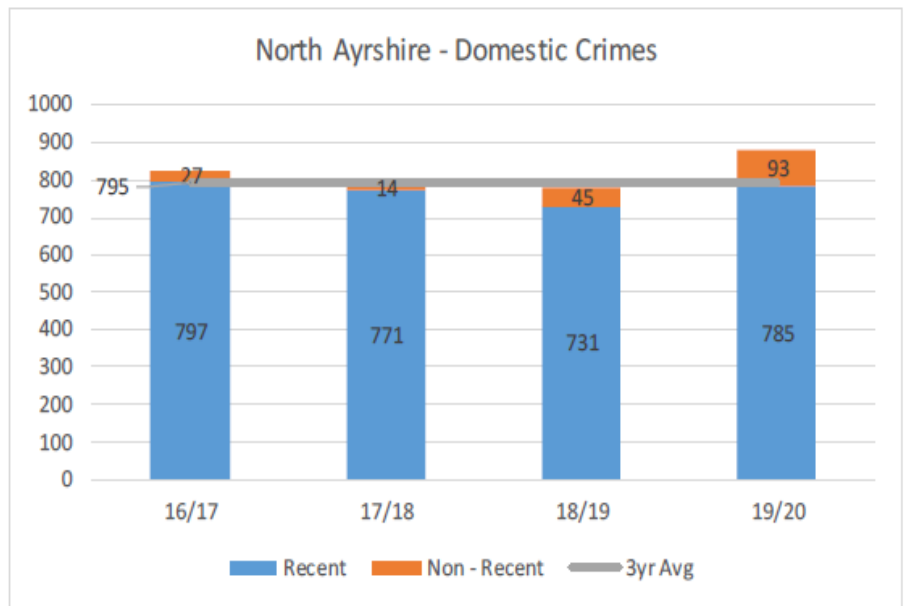
DOMESTIC ABUSE - DATA OVERVIEW



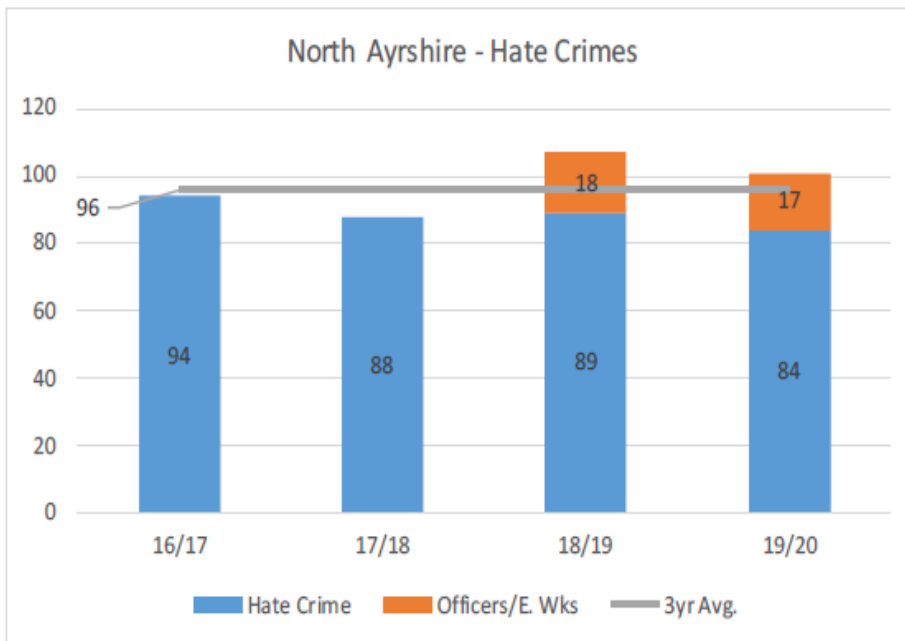
DOMESTIC ABUSE - DATA OVERVIEW

CONTEXT:

Domestic Abuse incidents has continued to increase in comparison to the previous 2 years and the number of non recent reports of abuse has more than doubled which continues to demonstrate an increased confidence in reporting and a proactive approach to identifying perpetrators of this type of crime.

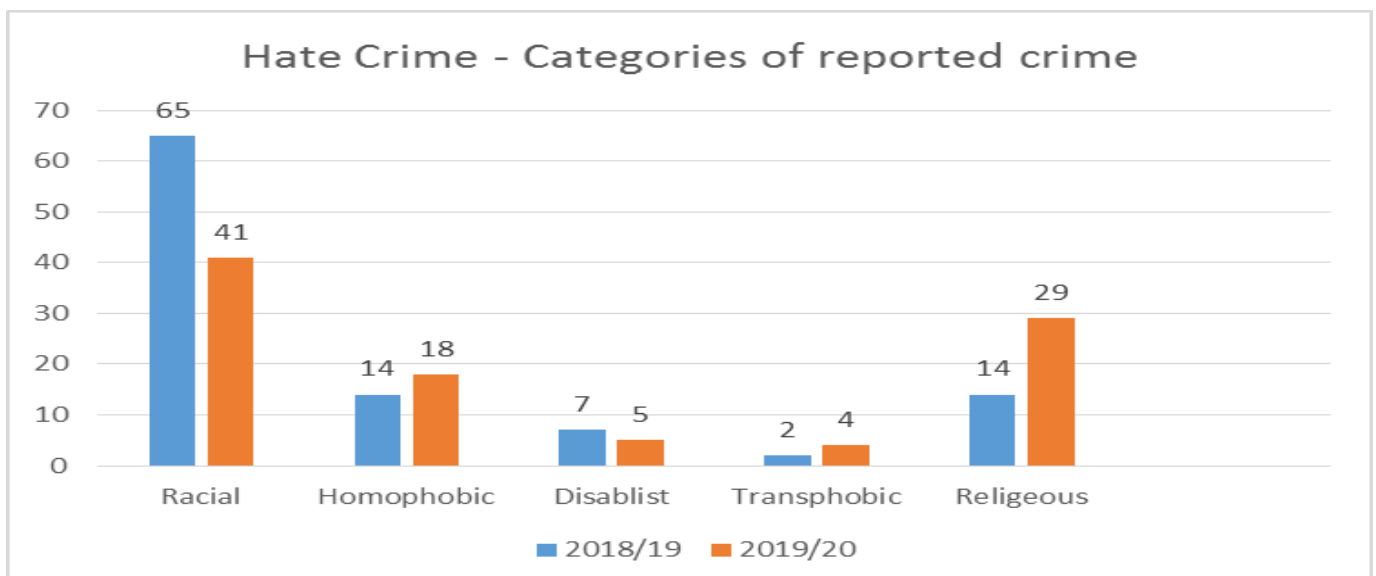


HATE CRIME - DATA OVERVIEW



CONTEXT:

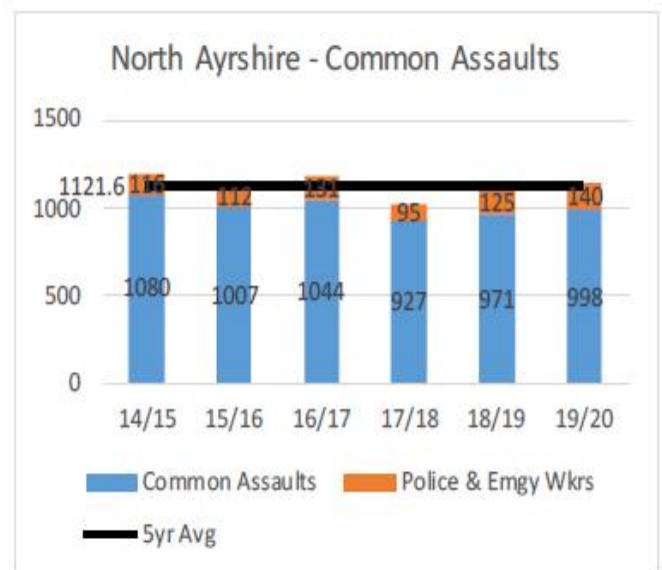
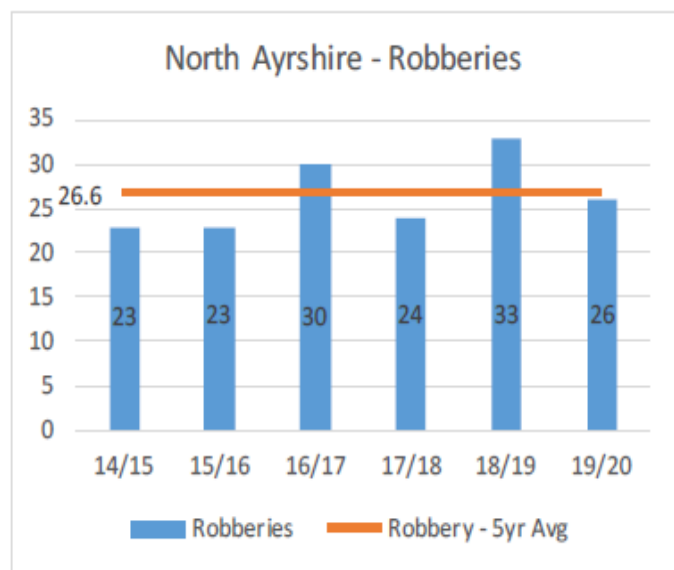
Hate Crimes continue to be at similar levels to that seen over recent years, although there has been a reduction in Racially motivated offences and an increase in crimes associated with religious prejudice.



VIOLENCE, DISORDER & ANTISOCIAL BEHAVIOUR - DATA OVERVIEW

1 APRIL 2019 TO 31 December 2019 - OBJECTIVE: Reduce the number of victims of violent crime

WARD	Robbery				Serious Assault			
	PYTD	CYTD	Det	% Det	PYTD	CYTD	Det	% Det
Irvine	10	5	2	40	29	21	14	67
Kilwinning	2	2	1	50	7	6	4	67
Three Towns	16	15	11	73	25	24	17	71
Arran	0	0	0	0	1	0	0	0
Garnock Valley	5	3	1	33	6	10	5	50
North Coast Cumbræs	0	1		0	7	6	4	67
TOTAL	33	26	15	58%	75	67	44	66%



CONTEXT:

Serious Assaults and Robberies have continued to reduce in comparison to last year which is a positive position. Analysis also shows that around 46% of these crimes have occurred within victims homes which is a challenge to impact upon.

The increased level of Common Assaults has reduced slightly from the position in September which is a welcomed trend and is now in line with the 5 year average.

OBJECTIVE: Tackle rowdy and drunken behaviour in public places

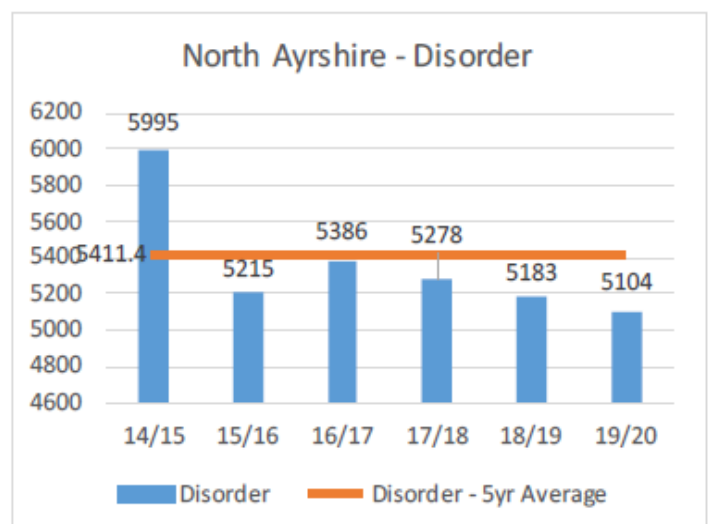
Disorder

3.8%

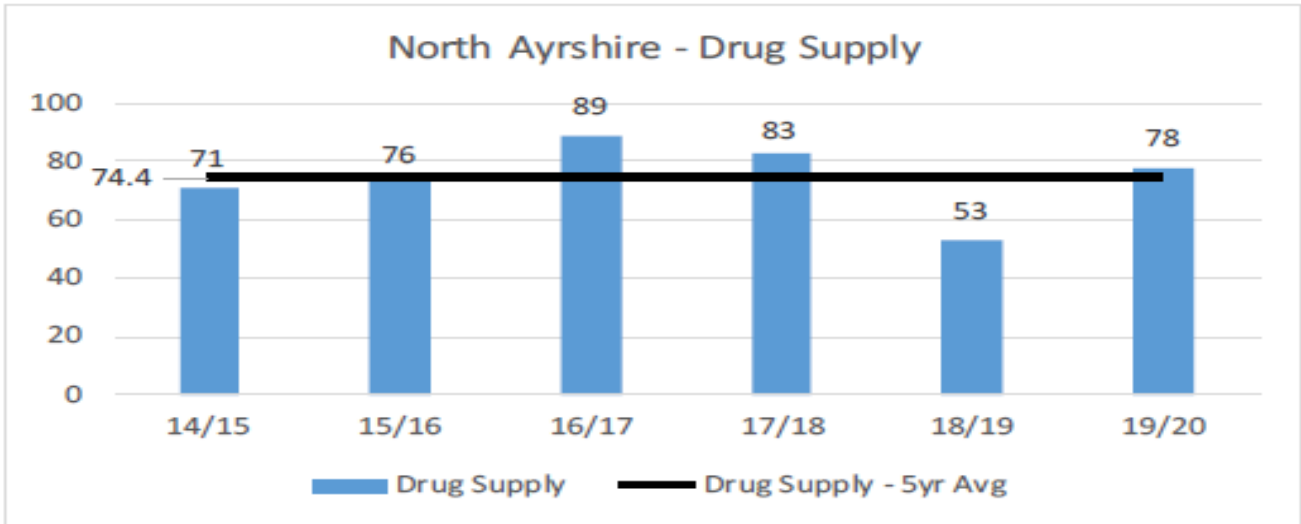


CONTEXT:

The total number of complaints relating to disorder has now fallen below the level of last year and is a reversed position to that reported in our September position. The total is also significantly below the 5 year average and is currently at the lowest point in the past 6 years as the graph displays.



SERIOUS ORGANISED CRIME - DATA OVERVIEW



CONTEXT:

Our continued focus on the fight against the harm of drugs and serious and organised crime has seen additional staff deployed in this area and the establishment of a dedicated Detective Inspector to oversee this area of criminality.

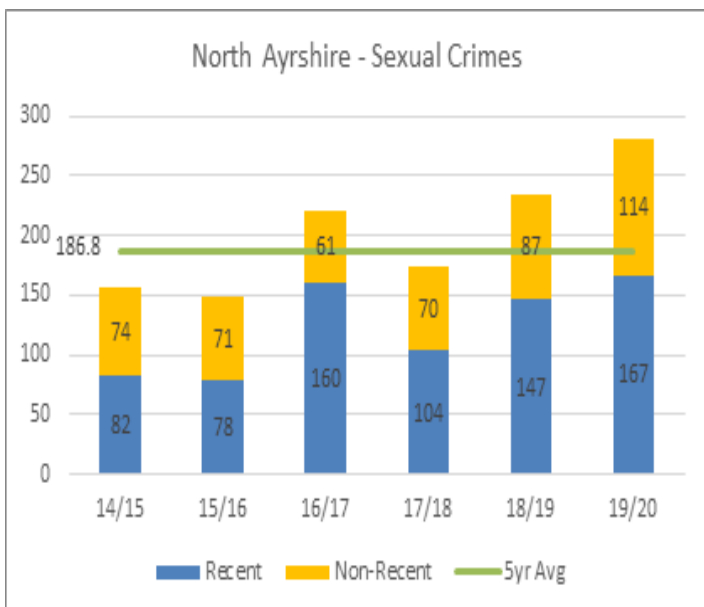
Our Locality Policing Teams remain at the centre of community engagement and reassurance to communities by acting upon all information gathered in relation to drug dealing.

Strong partnerships are in place to work collaboratively in tackling the issues around drugs and the impact they have.

TERRORISM & DOMESTIC EXTREMISM

CONTEXT: The UK threat has been lowered to SUBSTANTIAL, which means an attack is likely and the current threat level for Northern Ireland related terrorism in Britain is also SUBSTANTIAL.

PROTECTING PEOPLE AT RISK FROM HARM - DATA OVERVIEW



CONTEXT:

The trend around the increasing numbers of sexual crimes continues to be seen with non recent crimes recorded at their highest ever level as further investigations are undertaken in relation to several former children's unit establishments.

Online and mobile device communications of a sexual nature continue to increase as previously reported.

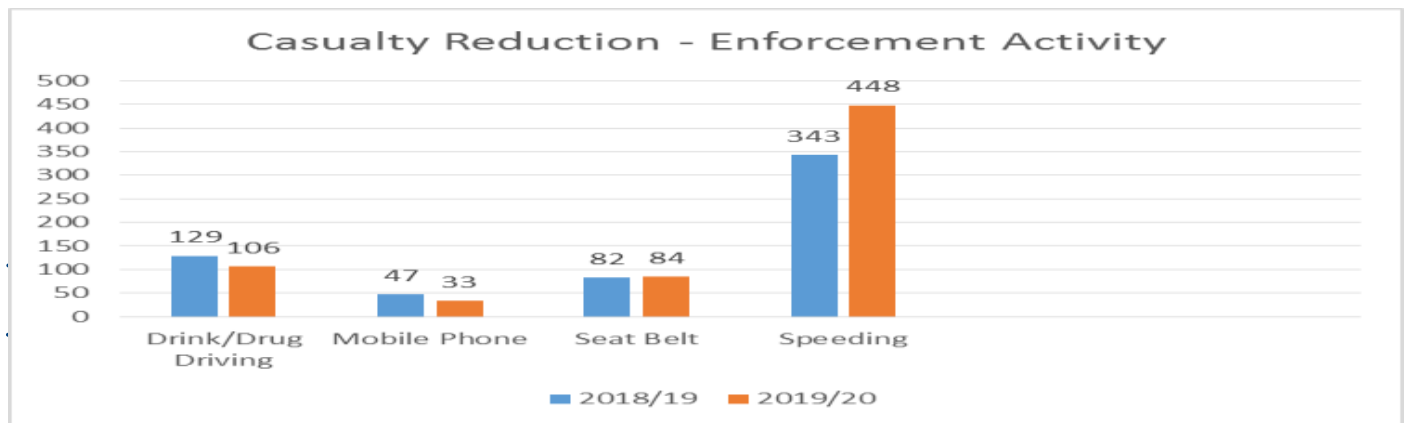
Education work within schools through Campus Police Officers continues.

ROAD SAFETY & ROAD CRIME - DATA OVERVIEW

PRIORITY: REDUCE THE NUMBER OF PERSONS KILLED OR INJURED ON OUR ROADS

Road Traffic Casualties		01/04/18 31/12/18	01/04/19 - 31/12/19
	Number of persons killed on our roads	2	2
	Number of persons seriously injured	32	35
	Number of persons slightly injured	117	67
	Number of children seriously injured	3	5

Road Traffic Data - PYTD 1st April 2018-31st December 2018 CYTD 1st April 18 - 31 December 2019



HOUSEBREAKING— DATA OVERVIEW

WARD	Crimes PYTD	Crimes CYTD	Detected	Dwelling House	Non-dwelling domestic	Other
Irvine	92	65	14	33	5	27
Kilwinning	22	9	5	5	1	3
Three Towns	89	81	28	43	9	29
Arran	1	1	0	1	0	0
Garnock Valley	34	30	11	23	3	4
North Coast Cumbraes	24	18	3	8	1	9
TOTAL	262	204	61	113	19	72

Context:

The continued trend of reductions in Housebreaking across all parts of North Ayrshire is a really pleasing and positive position. Our Detection rate this year has also improved significantly.

PUBLIC CONFIDENCE: COMPLAINTS & USER SATISFACTION

COMPLAINTS ABOUT THE POLICE

Data from 1 April 2019 – 31 December 2019

Quality of Service Allegations	31
On Duty Allegations	68
Off Duty Allegations	1
Total Allegations	100

On Duty Allegations

Unlawful Arrest	Assault	Corrupt Practice	Discrimination	Excessive Force	Incivility	Irregularity in Procedure	Neglect of duty	Oppressive Conduct	Other Criminal	Other Non Criminal	Traffic	Total
0	5	0	0	4	25	30	1	1	1	1	0	68

Off Duty Allegations

Crimes of Dishonesty	Crimes of Indecency	Crimes of Violence	Malicious Mischief	Incivility	Misc Offences	Offences involving Motor Vehicles	Other	Other Crimes	Total
0	0	0	0	0	0	0	1	0	1