

North Ayrshire

Performance Summary Report

Reporting Period: 1 Apr - 31 Oct 2018 *



Total Crime



2.7%



7,110 crimes

Incidents Recorded

1.5%



27,099

Common Assault

4.9%



858

Overall Dishonesty

4.4%



1641

Domestic Abuse

4.1%



630

Overall Violent Crime

5.5%



942

Sexual Crime

51.2%



192

Road Traffic Casualties

23.1%



90

Disorder Complaints

3.6%



4217

Missing People

10.5%



273

Counter Terrorism



The threat level from INTERNATIONAL
TERRORISM remains at SEVERE meaning an attack
is highly likely.

Housebreaking

8.1%



226

*All data provided is for the period 1 April - 31 Oct 2018 unless otherwise stated. All statistics are provisional and should be treated as management information. All data have been extracted from Police Scotland internal systems and are correct as at 31/10/18

North Ayrshire

Performance Summary Report

Reporting Period: 1 Apr 18 to 31 Oct 18



SECTION	PAGE NUMBER
Introduction	2
Executive Summary	3
Demand Analysis	4
Domestic Abuse	4
Hate Crime	5
Violence, Disorder & Antisocial Behaviour	6
Serious Organised Crime	7
Terrorism and Domestic Extremism	7
Protecting People at Risk of Harm	7
Road Safety & Road Crime	8
Public Confidence - Complaints & Allegations	8
Housebreaking	9

Introduction

I am pleased to present this report to the Police Fire and Rescue Committee for its information and consideration. The performance picture is positive.





Please note that all data included in this report are management information and not official statistics.

All data are sourced from Police Scotland internal systems and are correct as of date of publication.

Unless stated otherwise numerical comparisons are to the same period in the previous year to date.

NORTH AYRSHIRE POLICING PRIORITIES 2018-2021

- 1 Drug dealing and misuse
 - 2 Violence, disorder and antisocial behaviour
 - 3 Dishonesty
 - 4 Road Safety
 - 5 Protecting People At Risk Of Harm
-

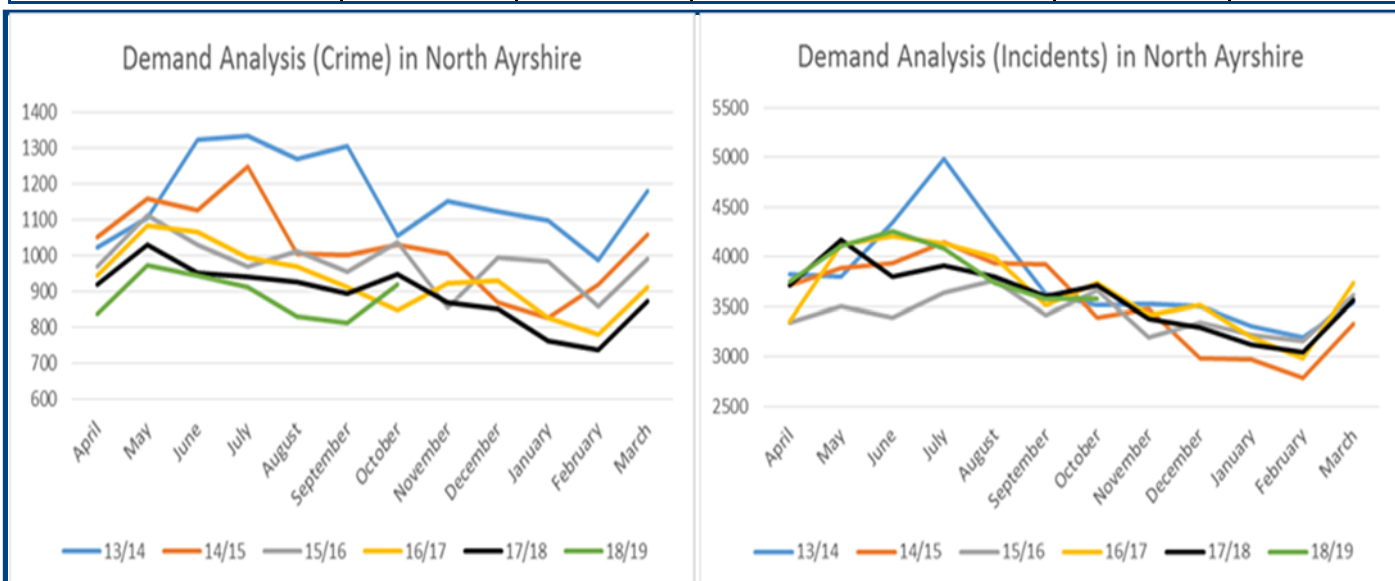
PRIORITY AREA	EXECUTIVE SUMMARY
Drug supply and misuse 	Whilst the numbers of detections for drug supply have reduced our Pan Ayrshire approach to impacting on the harm caused by drugs remains at the same levels as in 2017/18.
Violence, Disorder & ASB 	Recorded incidents continue to reduce slightly despite the level of community engagement by all partners encouraging reporting of ASB.
Dishonesty 	Overall crimes of dishonesty have reduced although for the first time in many years there has been an increase in (non domestic) housebreaking.
Road Safety 	Despite the tragedy of 2 deaths, overall casualties on the roads continue to reduce.

POLICE SCOTLAND'S POLICING PRIORITIES 2018-19

- 1 Violence, disorder and antisocial behaviour
 - 2 Serious Organised Crime
 - 3 Counter Terrorism and Domestic Extremism
 - 4 Protecting People at Risk of Harm
 - 5 Road Safety and Road Crime
 - 6 Acquisitive Crime
-

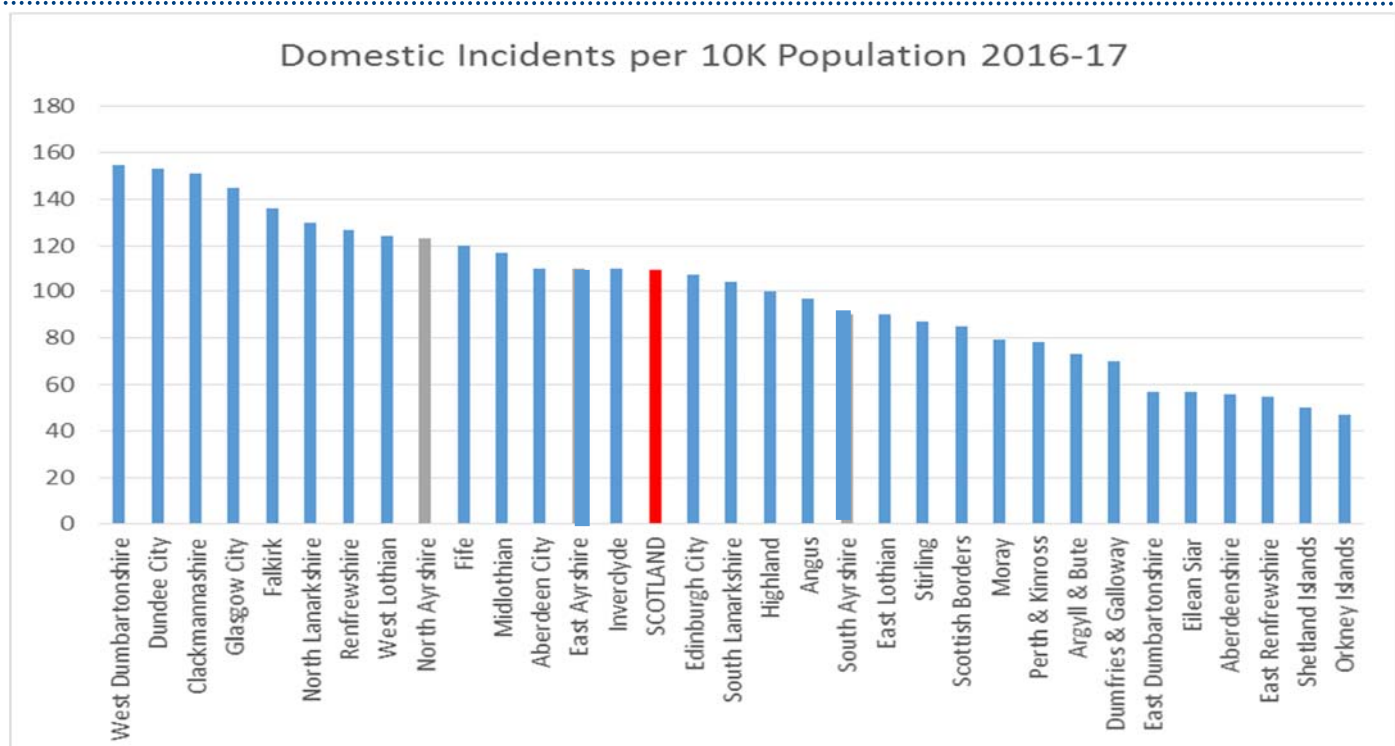
DEMAND ANALYSIS

CRIME	PYTD *	CYTD *	INCIDENTS	PYTD	CYTD
Total Crimes & Offences	7,307	7,110	Total number of incidents	26,703	27,099



The graph above shows the numbers of crimes and incidents recorded in North Ayrshire from 2013/14 to the current year. Overall crime continues to decrease however the demand on our services has risen so far this year with the number of incidents rising by 1.5%. The increase in priority 1 and 2 calls is about 5%.

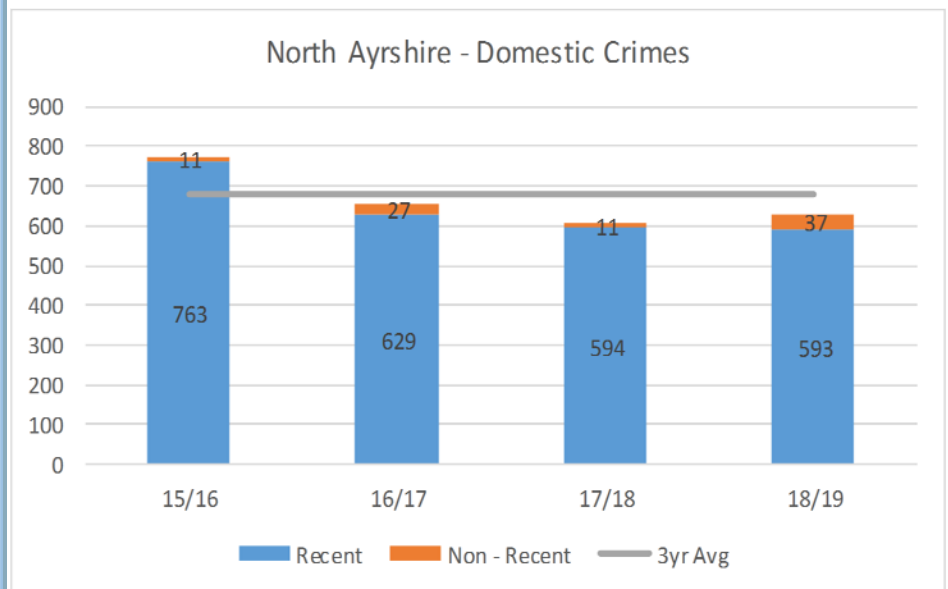
DOMESTIC ABUSE - DATA OVERVIEW



DOMESTIC ABUSE - DATA OVERVIEW

CONTEXT:

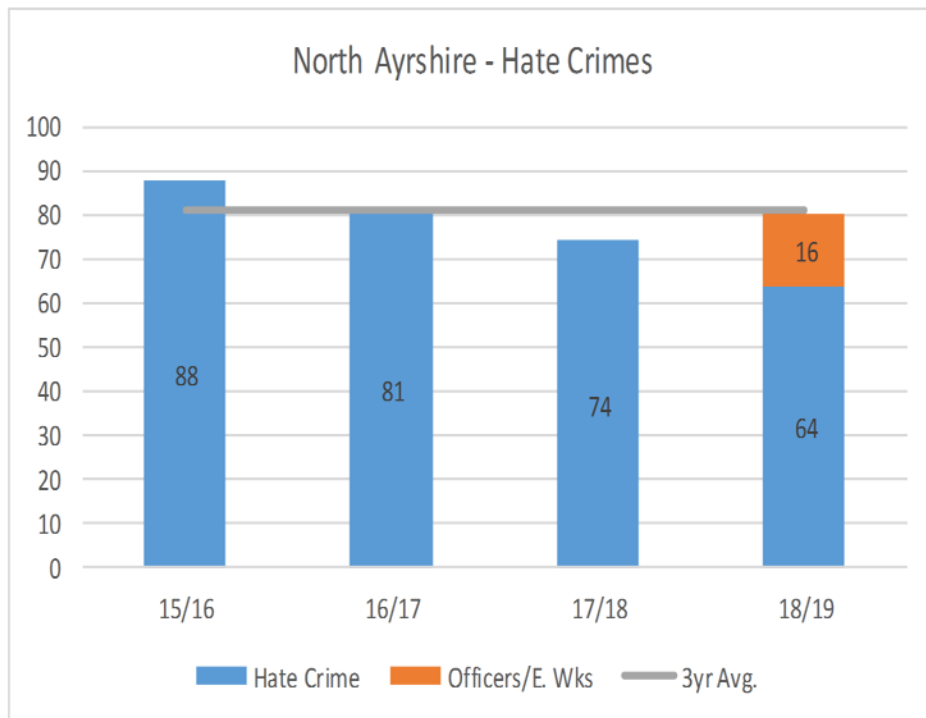
Domestic abuse remains a priority in terms of partnership working, prevention and investigations. The work of the third sector is vital. Indications are that confidence in reporting non-recent matters is increasing.



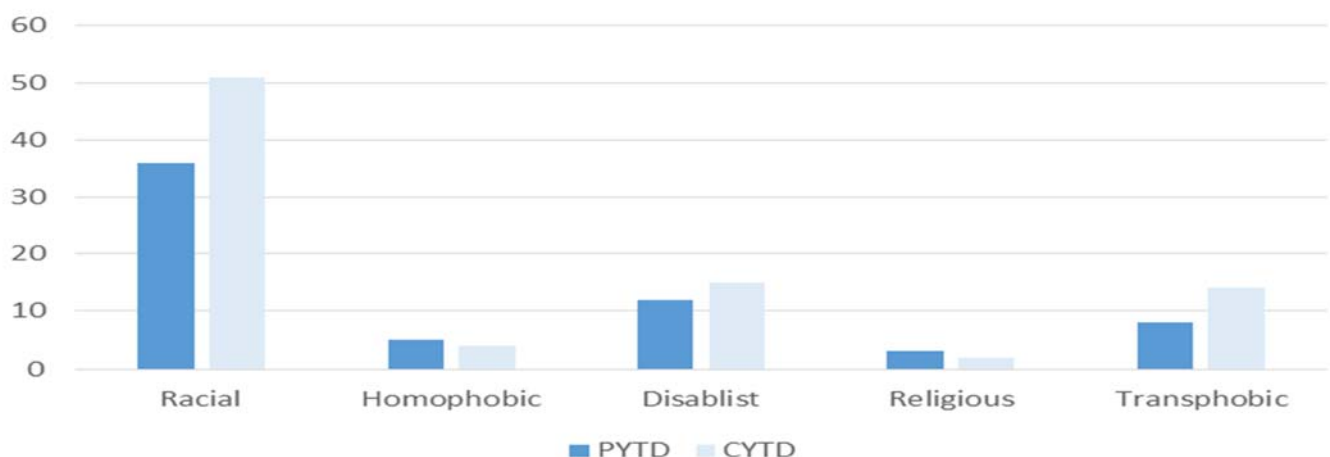
HATE CRIME - DATA OVERVIEW

CONTEXT:

Hate crimes have increased which may reflect improved confidence in reporting, 3rd party reporting processes and increased engagement with minority groups.



Hate Crime - Categories of reported crime

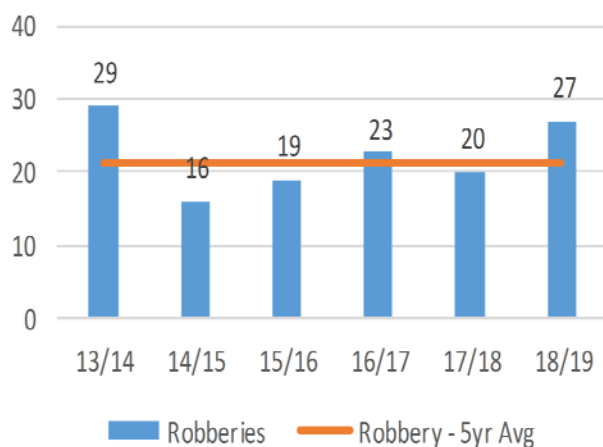


VIOLENCE, DISORDER & ANTISOCIAL BEHAVIOUR - DATA OVERVIEW

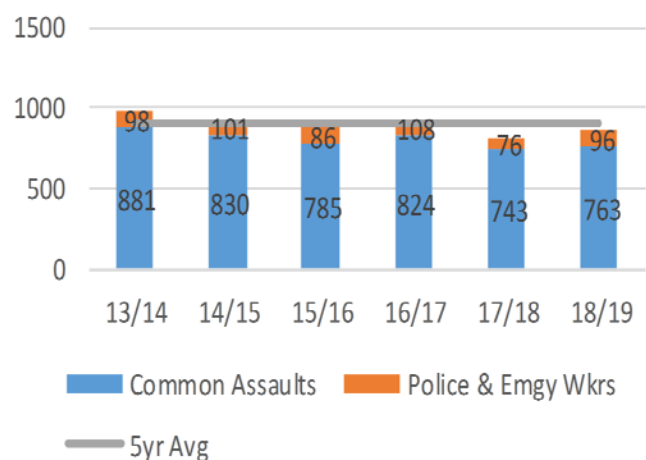
1 APRIL 2018 TO 31 Oct 2018 - OBJECTIVE: Reduce the number of victims of violent crime

WARD	Robbery				Serious Assault			
	PYTD	CYTD	Det	% Det	PYTD	CYTD	Det	% Det
Irvine	10	8	2	25%	22	19	12	63%
Kilwinning	5	2	0	0%	4	6	2	33%
Three Towns	4	12	9	75%	17	21	11	52%
Arran	0	0	0	0%	0	1	1	100%
Garnock Valley	0	5	5	100%	7	3	2	67%
North Coast Cumraes	1	0	0	0%	5	6	5	83%
TOTAL	20	27	16	59%	55	56	33	59%

North Ayrshire - Robberies



North Ayrshire - Common Assaults



CONTEXT:

Violent crime has increased from the record low of 2017/18. A focus on repeat locations, victims and offenders, and working with partners – which have been successful in reducing violent crime in recent years.

OBJECTIVE: Tackle rowdy and drunken behaviour in public places

Disorder

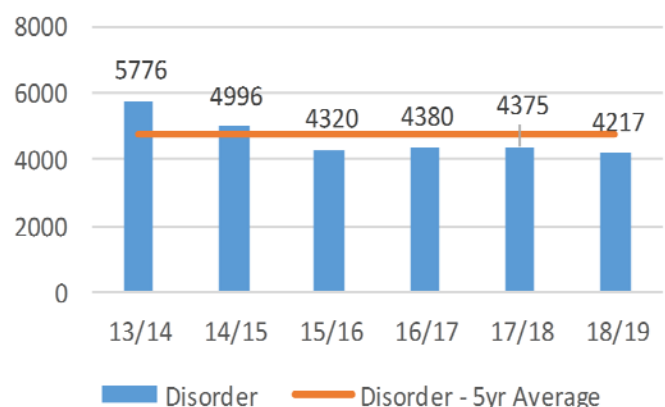
3.6%



CONTEXT:

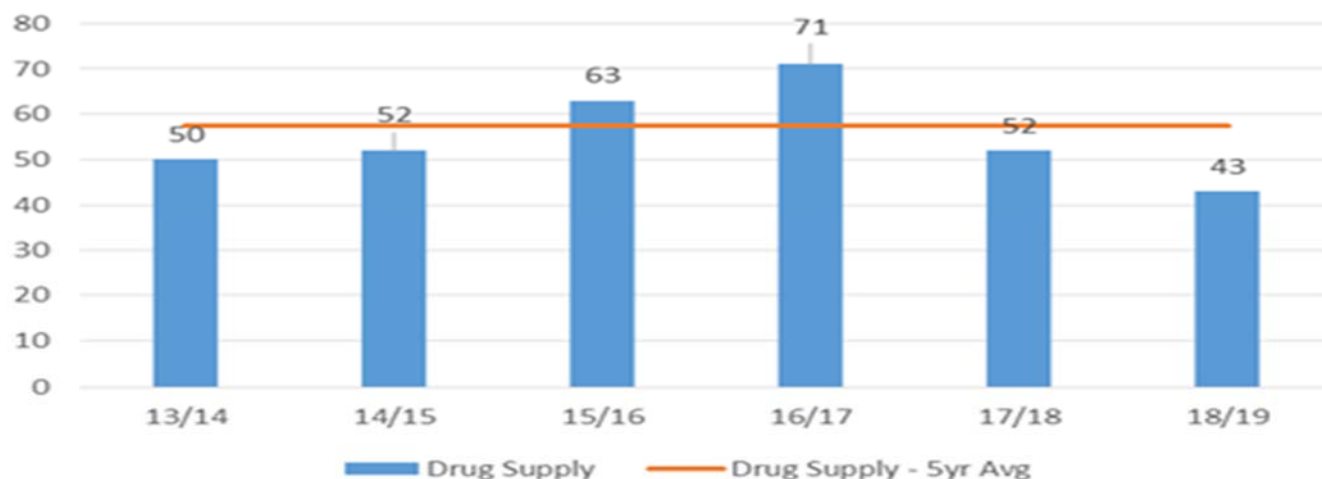
Incidents of disorder remain a priority for Locality Policing Teams despite the 3.6% reduction in such complaints to a 5 year low.

North Ayrshire - Disorder



SERIOUS ORGANISED CRIME - DATA OVERVIEW

North Ayrshire - Drug Supply



CONTEXT:

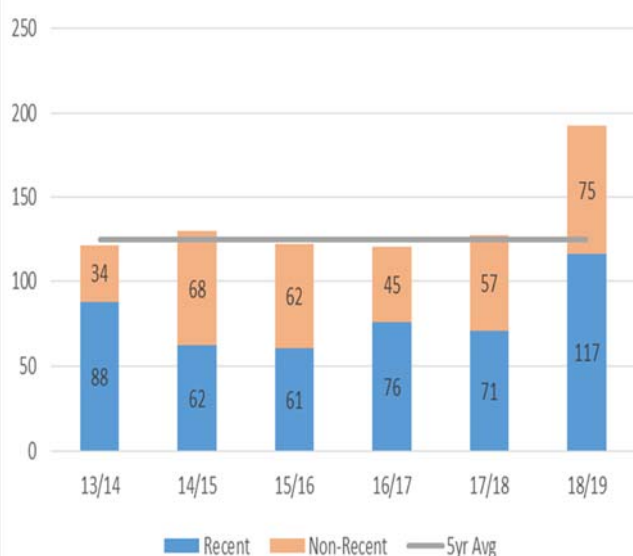
Serious Organised Crime continues to be tackled in a Pan Ayrshire way as such crime group operate across local authority areas.

TERRORISM & DOMESTIC EXTREMISM

CONTEXT: The UK threat level remains at SEVERE, which means an attack is highly likely and the current threat level for Northern Ireland related terrorism in Britain is SUBSTANTIAL, meaning an attack is a strong possibility.

PROTECTING PEOPLE AT RISK FROM HARM - DATA OVERVIEW

North Ayrshire - Sexual Crimes



CONTEXT:

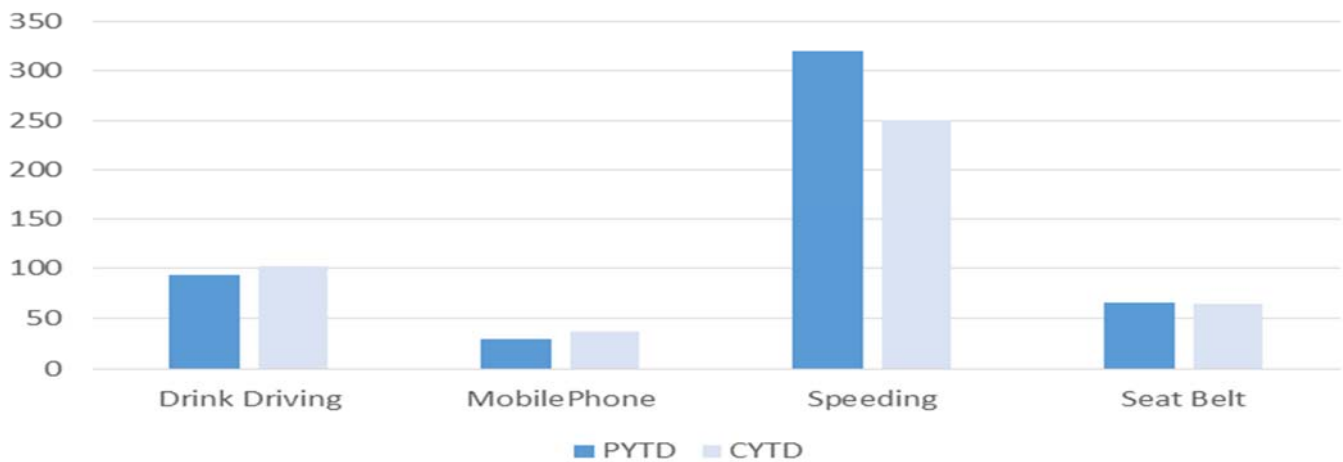
Crimes of a sexual nature continue to rise and require an understandable increase level of Investigation, risk assessment and partnership activity. The support and welfare of victims remains vital with partner organisations playing a significant part.

ROAD SAFETY & ROAD CRIME - DATA OVERVIEW

PRIORITY: REDUCE THE NUMBER OF PERSONS KILLED OR INJURED ON OUR ROADS

Road Traffic Casualties		01/04/17 31/07/17	01/04/18 - 31/9/18
	Number of persons killed on our roads	1	2
	Number of persons seriously injured	20	21
	Number of persons slightly injured	94	65
	Number of children seriously injured	2	2

Casualty Reduction - Enforcement Activity



PUBLIC CONFIDENCE: COMPLAINTS & USER SATISFACTION

Data from 1 April 2018 – 31st Oct 2018

COMPLAINTS ABOUT THE POLICE

Number of Complaints about the Police

72

Quality of Service Allegations

25

Total Number of Allegations

93

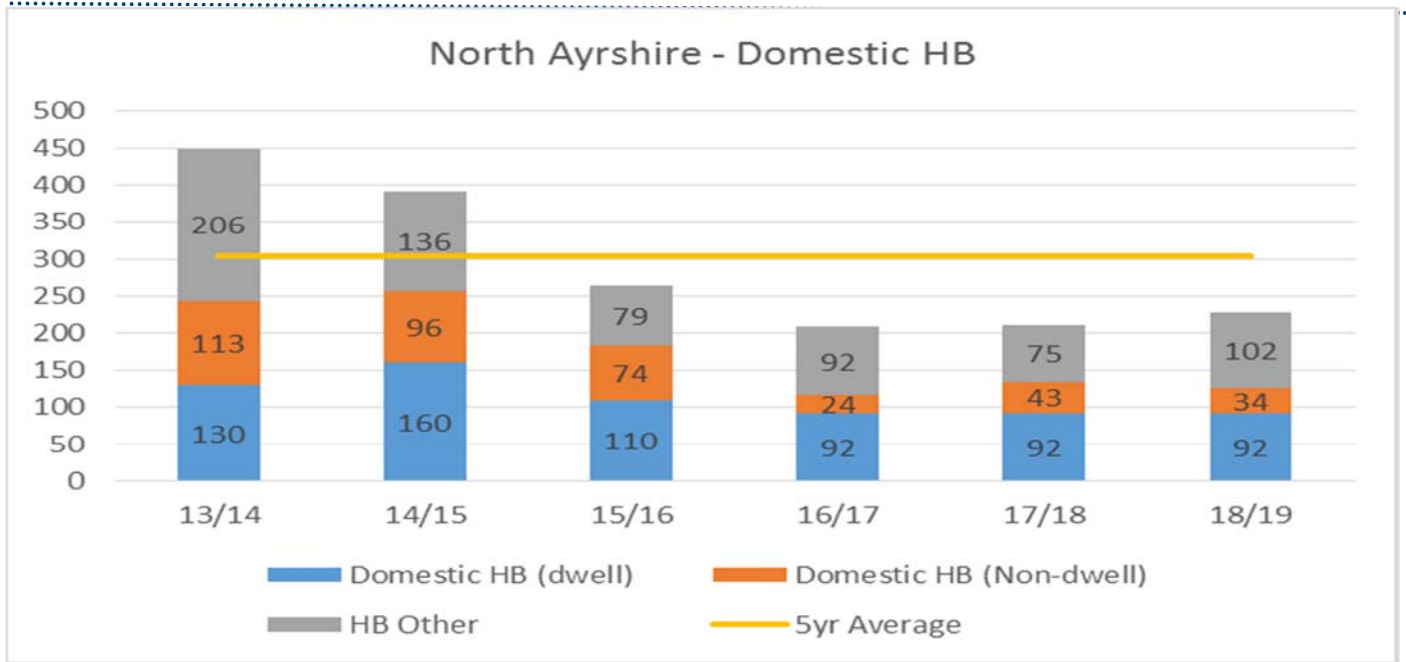
Unlawful Arrest	Assault	Corrupt Practice	Discrimination	Excessive Force	Incivility	Irregularity in Procedure	Neglect of duty	Oppressive Conduct	Other Criminal	Other Non Criminal	Traffic	Total
1	0	0	0	6	14	31	0	2	0	0	0	54

PIRC Referrals

Incident

Verbal Update will be provided

HOUSEBREAKING - DATA OVERVIEW



WARD	NB figures to 31st Oct 2018		Crimes PYTD	Crimes CYTD	Detected	Dwelling House	Non-dwelling domestic	Other
Irvine			49	78	10	26	16	36
Kilwinning			25	22	5	8	2	12
Three Towns			60	77	19	35	11	31
Arran			2	0	0	0	0	0
Garnock Valley			42	25	4	10	3	12
North Coast Cumbraes			31	24	5	13	2	9
TOTAL			209	226	43	92	34	100