
Scottish Fire and Rescue Service

Police & Fire and Rescue Committee – 9th February 2021

Subject Performance Report and Service updates

Purpose To advise members of the Police and Fire Committee as to progress against North Ayrshire's Local Fire and Rescue Plan and to provide committee members with other key Fire and Rescue Service updates

Recommendation For members to note the information contained within this report

1. Introduction

- 1.1 On the 1st October 2019, the Scottish Fire and Rescue Service (SFRS) laid before the Scottish Parliament its new Strategic Plan for the period 2019-22. As a result of this publication, the Service is legally obliged to review its existing Local Fire and Rescue Plans for all 32 local authorities across Scotland.
- 1.2 As a result of the introduction of a new Strategic Plan for the 2019/22 period, a review of the existing North Ayrshire Local Fire and Rescue Plan has since taken place. The priorities contained within the existing plan will remain in place at this time

2. Performance Summary

- 2.1 An analysis of operational responses within North Ayrshire for the period 1st April to 31st December 2020 identified a 3% decrease in activity levels across the local authority when compared to the corresponding period in 2019. A further review of the three years average indicated a 2% increase in overall operational activity over the nine-month period.
- 2.2 In reviewing operational activity on a broader level, false alarms accounted for 58% of all demand within North Ayrshire, with fire related and special service activity accounting for 26% and 16% respectively.
- 2.3 For the period 1st April to 31st December 2020, overall progress is being monitored across six indicators, utilising the three-year rolling average as a basis of measuring performance. Year on year and the rolling three-year average figures are also used to review short and long terms changes in demand and trends.
- 2.4 Utilising the defined approach in Section 2.3, review of performance against these six indicators identified four indicators are below, one is above, and one remains constant with no change in comparison to the three-year average. Two indicators have seen a

reduction in the three-year average by more than 12% and two others have reduced by 4% and 1%.

- 2.5 Further analysis of this performance is provided within the associated performance report [Appendix A].

3. SFRS Updates

- 3.1 The SFRS has introduced another Rural Full Time Post into the North Ayrshire area. Watch Commander Grant Colman has been appointed into this role and will support on-call stations located across the North Coast, Arran and Three Towns localities.

- 3.2 A review of the organisation's Unwanted Fire Alarm Signals Policy and procedure is currently underway. This process will review the lessons identified from the introduction of revised response models during the early stages of the ongoing pandemic. This review will produce a series of proposals and will inform how the SFRS will respond to automatic fire alarms moving forward.

4. Proposal

- 4.1 It is proposed that members of the Police & Fire and Rescue Committee:

- a) Note the contents of the performance summary and associated report for the period 1st April to 31st December 2020.
- b) Note the SFRS updates.

5. Implications

- 5.1 No implications have been identified at this time in respect of service delivery within North Ayrshire.

6. Conclusion

- 6.1 Fire and rescue service activity is subject to regular monitoring and review and the local fire and rescue plan priorities identified within the Local Fire and Rescue Plan forms part of this reporting process.

- 6.2 Members of the Police & Fire and Rescue Committee will be kept up to date as to progress against the Local Fire and Rescue Plan and to any future fire and rescue service updates as they arise.

Area Commander Ian McMeekin
Local Senior Officer
East Ayrshire, North Ayrshire and South Ayrshire
Scottish Fire and Rescue Service

For further information please contact Area Commander Ian McMeekin 01294 606811



**North Ayrshire Performance Report
1st April 2020 - 31st December 2020**



**SCOTTISH
FIRE AND RESCUE SERVICE**
Working together for a safer Scotland

**Working together
for a safer Scotland**



North Ayrshire Performance Report

Table of Contents

Local Fire and Rescue Service Plan Priorities	3
North Ayrshire Activity Summary	4
Domestic Safety - Accidental Dwelling Fires	5
Domestic Safety - Accidental Dwelling Fire Casualties	6
Unintentional Injury and Harm	7
Deliberate Fire Setting	8
Non-Domestic Fire Safety	9
Unwanted Fire Alarm Signals	10
Prevention & Protection	11
Retained Duty System	11

Local Fire and Rescue Service Plan Priorities

The Local Fire and Rescue Service Plan has been developed to set out the priorities and objectives within North Ayrshire and allows our local authority partners to scrutinise the performance outcomes of these priorities. We will continue to work closely with our partners in North Ayrshire to ensure we are all “**Working Together for a Safer Scotland**” through targeting risks to our communities at a local level.

The plan has been developed to complement key partnership activity embedded across North Ayrshire's Community Planning Partnership. Through effective and co-ordinated partnership working we will seek to deliver continuous improvement in our performance and effective service delivery in our area of operations.

The Local Fire and Rescue Plan for North Ayrshire identified six areas for demand reduction and is subject to regular monitoring and reporting through the Police & Fire and Rescue Committee. A summary of the priorities and current activity is detailed below with further detail and analysis contained within this performance report.

	Accidental Dwelling Fires	Accidental Dwelling Fire Casualties	Unintentional Injury and Harm	Deliberate Fire Setting	Non-Domestic Fire Safety	Unwanted Fire Alarm Signals
Ardrossan & Arran	11	1	7	37	0	52
Dalry & West Kilbride	12	2	7	36	3	40
Irvine East	9	2	3	32	1	8
Irvine South	6	2	6	61	4	90
Irvine West	13	1	4	37	3	104
Kilbirnie & Beith	8	0	9	30	1	28
Kilwinning	6	0	4	50	1	35
North Coast & Cumbraes	6	0	5	13	2	37
Saltcoats	17	3	6	28	3	36
Stevenston	11	5	6	44	0	36
Total Incidents	99	16	57	368	18	466

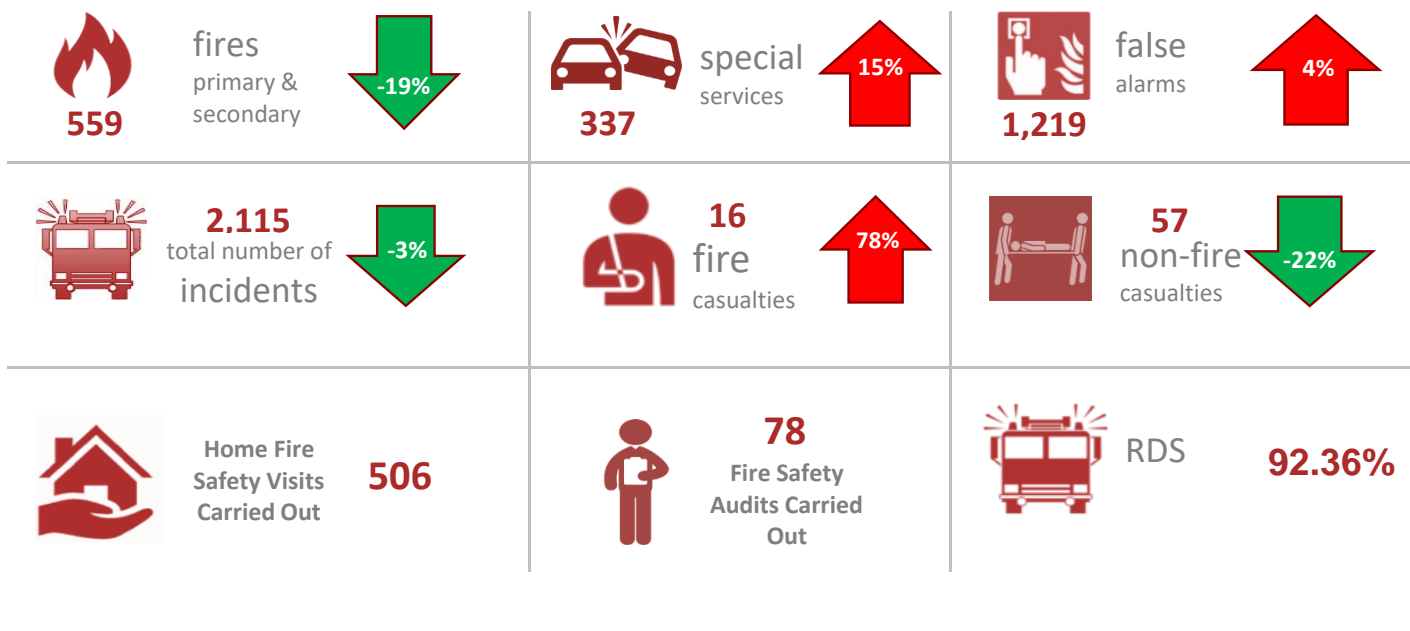
Year on Year Change	-14%	78%	-22%	-29%	-42%	-5%
3 Year Average Change	-4%	14%	-12%	0%	-14%	-1%
5 Year Average Change	-4%	-15%	-7%	-2%	-13%	5%

About the statistics within this report

The activity totals and other statistics quoted within this report are published in the interests of transparency and openness. They are provisional in nature and subject to change as a result of ongoing quality assurance and review. Because all statistics quoted are provisional there may be a difference in the period totals quoted in our reports after local publication which result from revisions or additions to the data in our systems. The Scottish Government publishes official statistics each year which allow for comparisons to be made over longer periods of time.

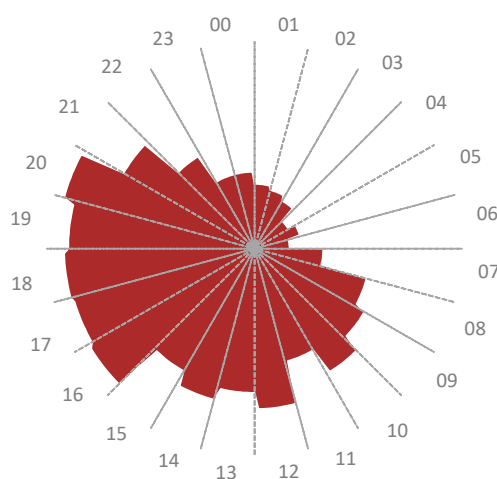
- Activity levels have reduced by more than 5%
- Activity levels have reduced by up to 5%
- Activity levels have increased overall

North Ayrshire Delivery Activity Summary

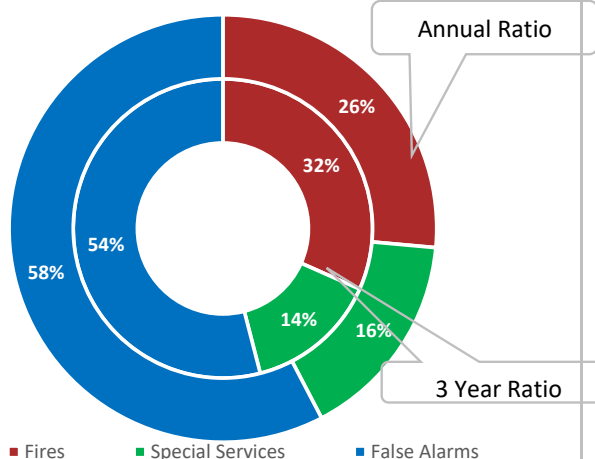


Activity by Time of Day


Hour (am)	Total	Hour (pm)	Total
Midnight	57	Mid-day	119
1am	48	1pm	107
2am	45	2pm	116
3am	41	3pm	105
4am	29	4pm	142
5am	35	5pm	139
6am	26	6pm	141
7am	51	7pm	138
8am	86	8pm	146
9am	94	9pm	112
10am	107	10pm	80
11am	87	11pm	57



Incidents by Classification



Top 15 Incident Types by % of Total Incidents



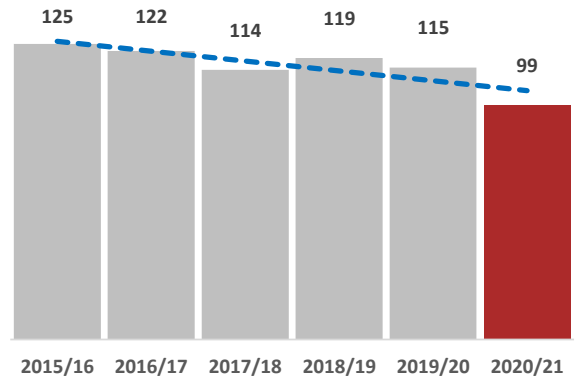
Domestic Safety - Accidental Dwelling Fires



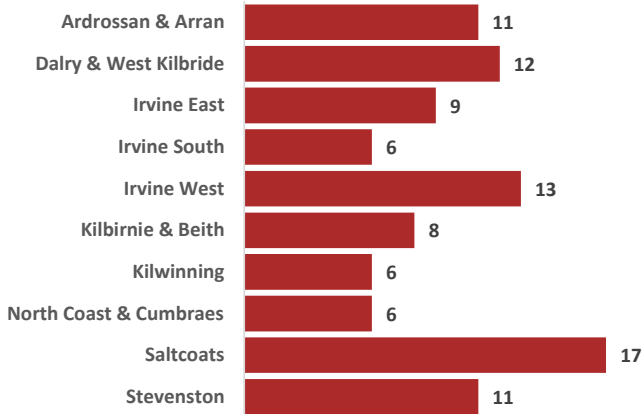
Performance Summary



Accidental Dwelling Fires to Date



Accidental Dwelling Fires by Ward Area



Severity of Accidental Dwelling Fires



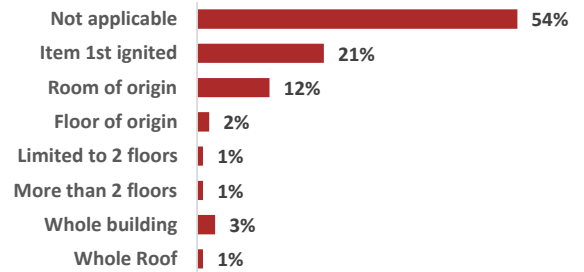
No Firefighting Action

Direct Firefighting

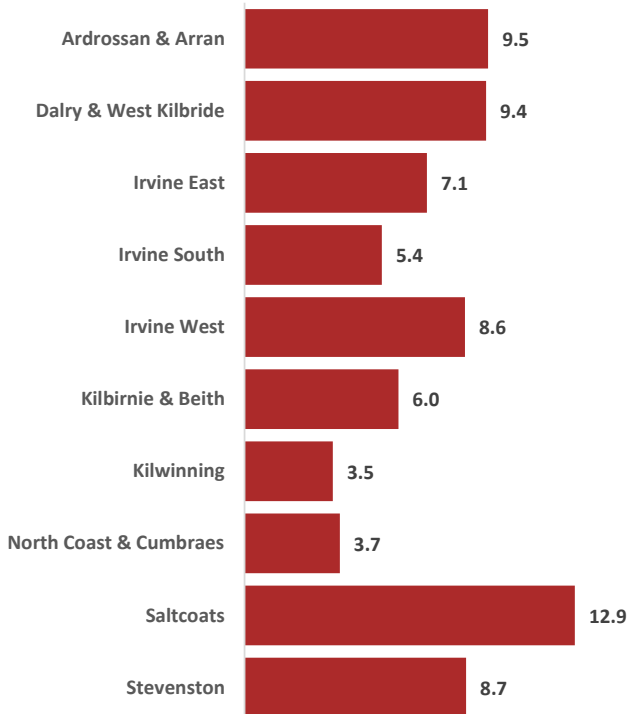
47%

19%

Extent of Fire Damage



Incidents Per 10,000 Population - North Ayrshire



Automatic Detection & Actuation



Detection Present

Detection Actuated

77%

70%



Calls Made via Linked Alarms

21%

Incidents Per 10,000 Population - Ayrshire



Human Factors



Distraction



Alcohol/Drug Impairment



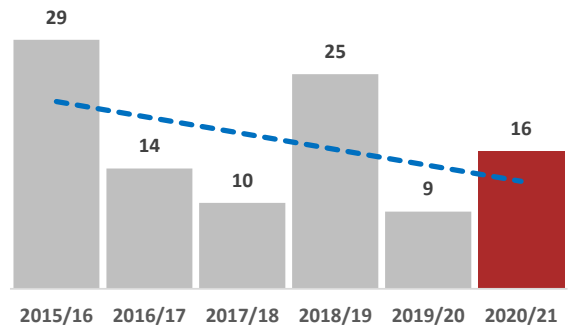
Domestic Safety - Accidental Dwelling Fire Casualties



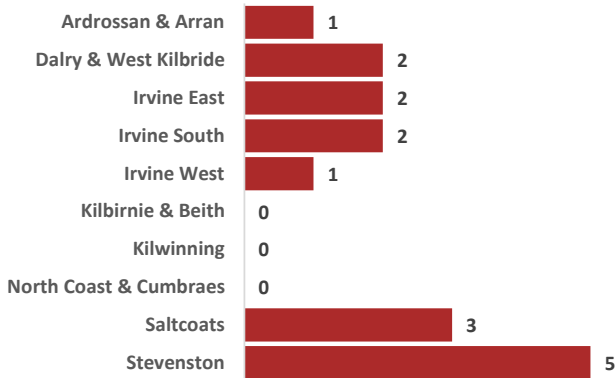
Performance Summary

Year on Year **78%** 3 Year Average **14%** 5 Year Average **-15%**

Accidental Dwelling Fire Casualties Year to Date



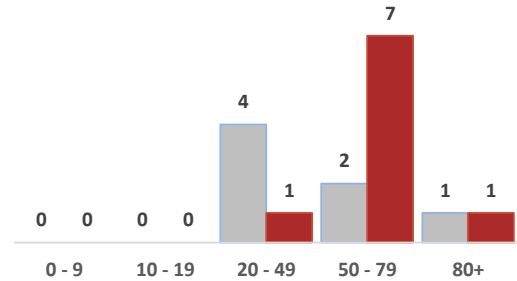
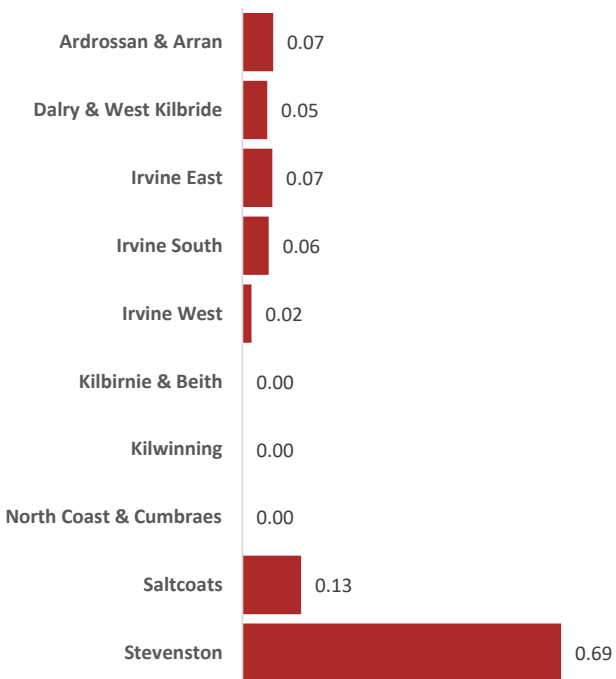
Fire Casualties by Ward Area



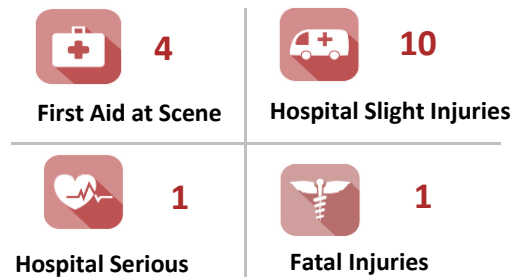
Age / Gender Profile



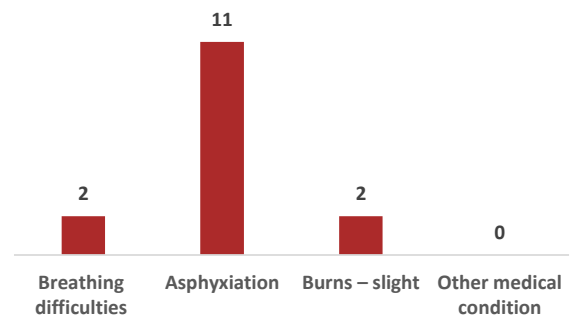
Casualties Per 10,000 Population - North Ayrshire



Extent of Harm



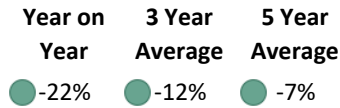
Casualties Per 10,000 Population - Ayrshire



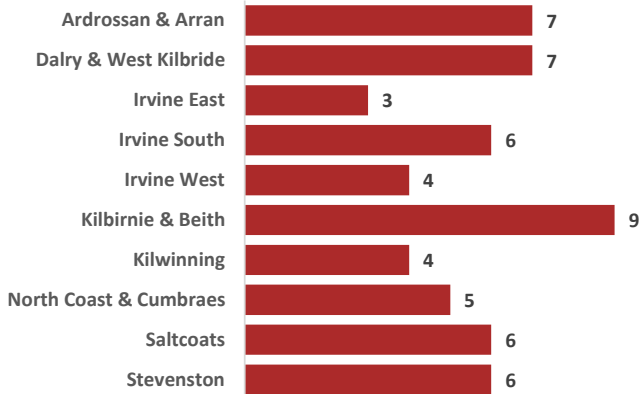
Unintentional Injury or Harm



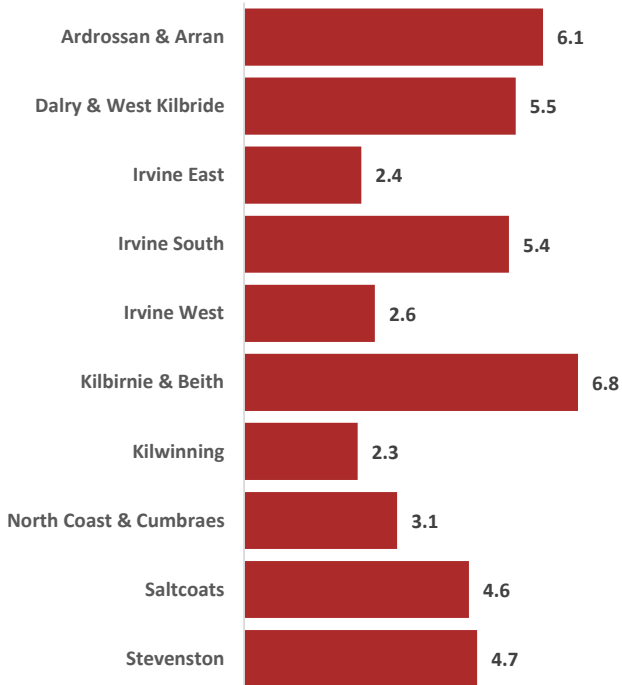
Performance Summary



Non-Fire Casualties by Ward Area



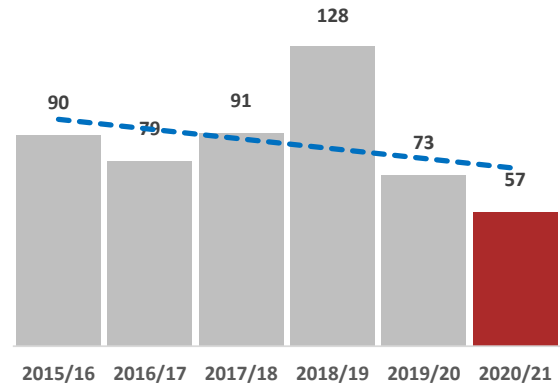
Casualties Per 10,000 Population - North Ayrshire



Non-Casualties Per 10,000 Population - Ayrshire



Special Service Casualties Year to Date



Age / Gender Profile



Extent of Harm



1

First Aid at Scene



27

Hospital Slight Injuries



14

Hospital Serious



3

Fatal Injuries



Road Traffic Collision

39%



Water Rescue

2%



Assisting Other Agencies

49%



All Other Incidents

11%

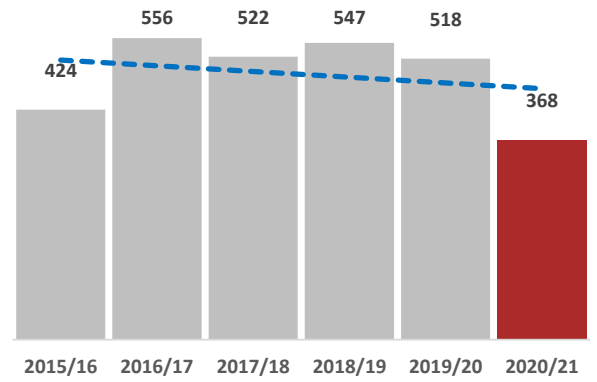
Deliberate Fire Setting



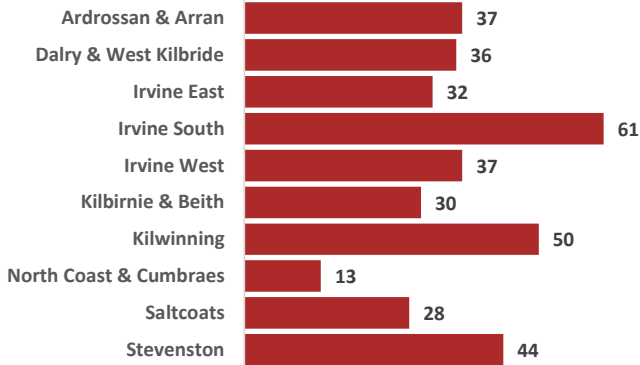
Performance Summary

Year on Year **-29%** 3 Year Average **-10%** 5 Year Average **-2%**

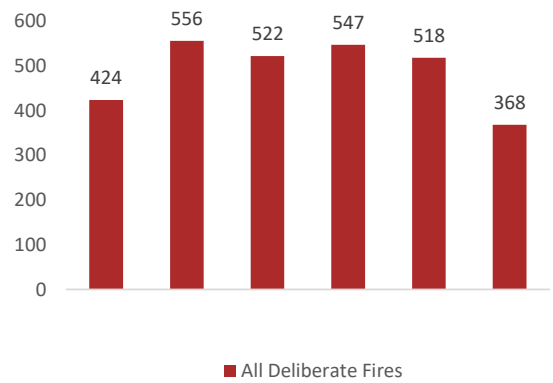
Deliberate Fires Year to Date



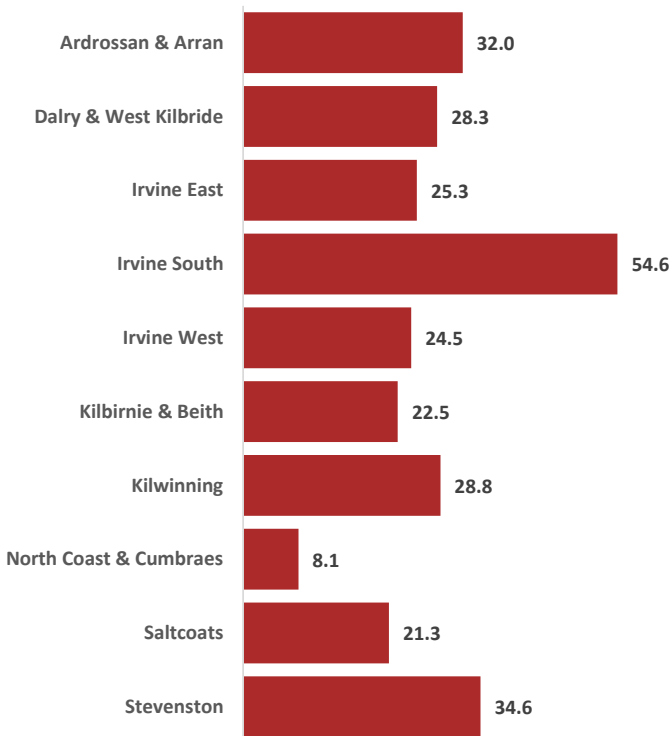
Deliberate Fires by Ward Area



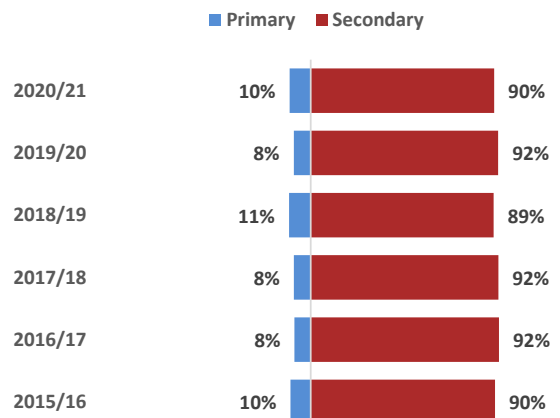
Deliberate Fires Compared to Operational Activity



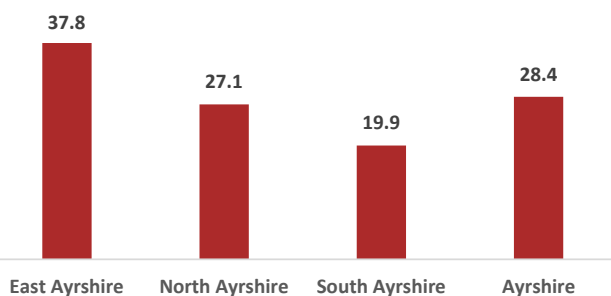
Incidents Per 10,000 Population - North Ayrshire



Deliberate Fires by Classification



Incidents Per 10,000 Population - Ayrshire



Secondary Fire Ratio by Activity Type



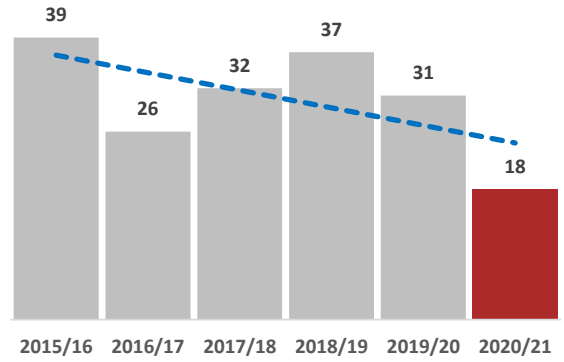
Non-Domestic Fire Safety



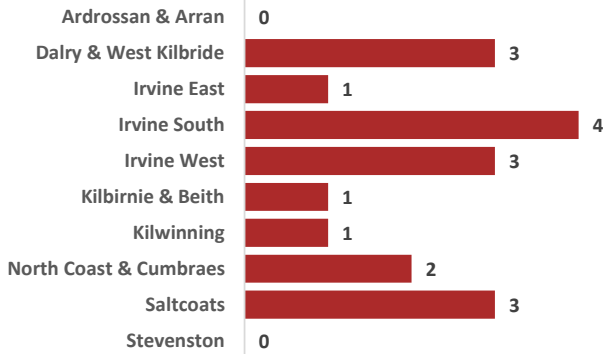
Performance Summary



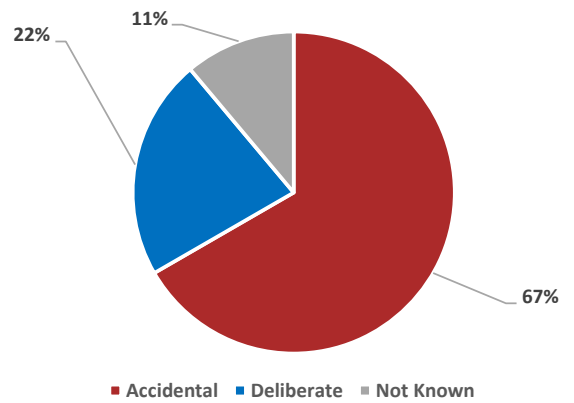
Non-Domestic Fires Year to Date



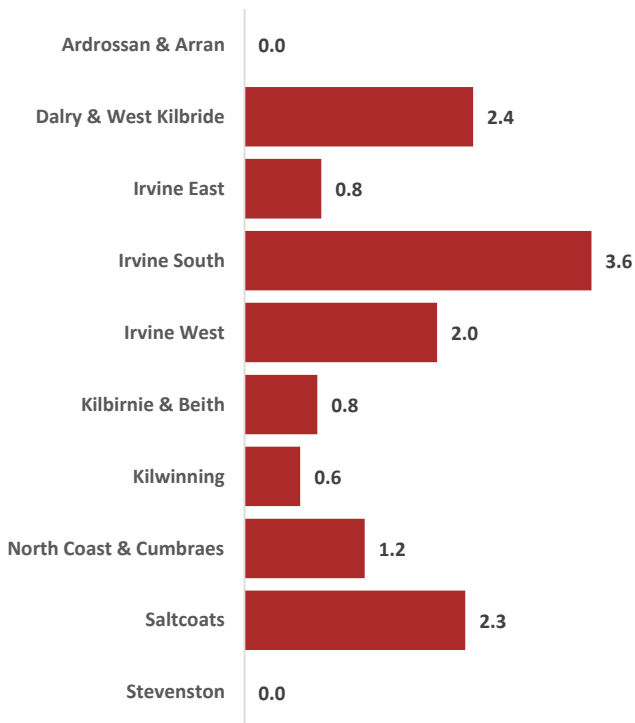
Non-Domestic Fires by Ward Area



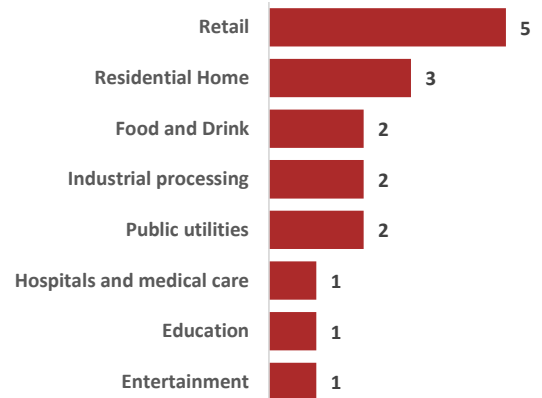
Non-Domestic Fires by Nature of Origin



Incidents Per 10,000 Population - North Ayrshire




Non-Domestic Fires by Premises Type



Incidents Per 10,000 Population - Ayrshire



Extent of Fire Damage



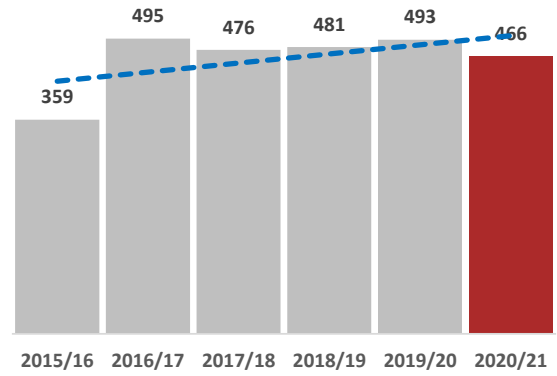
Unwanted Fire Alarm Signals



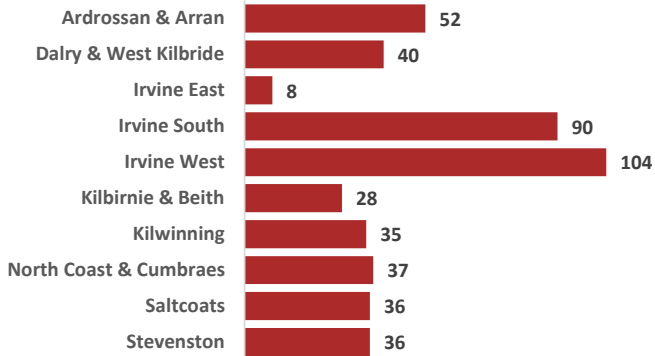
Performance Summary

Year on Year ● -5% 3 Year Average ▲ -1% 5 Year Average ◆ 5%

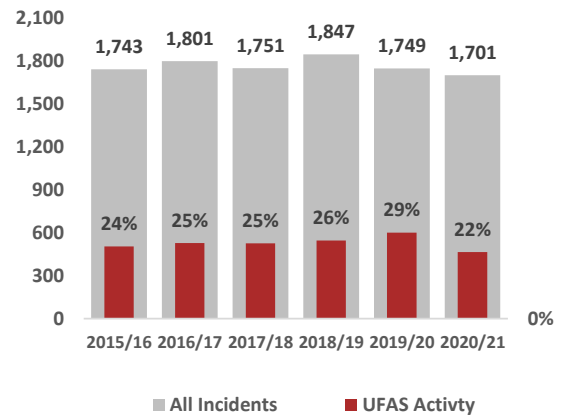
Unwanted Fire Alarm Signals Year to Date



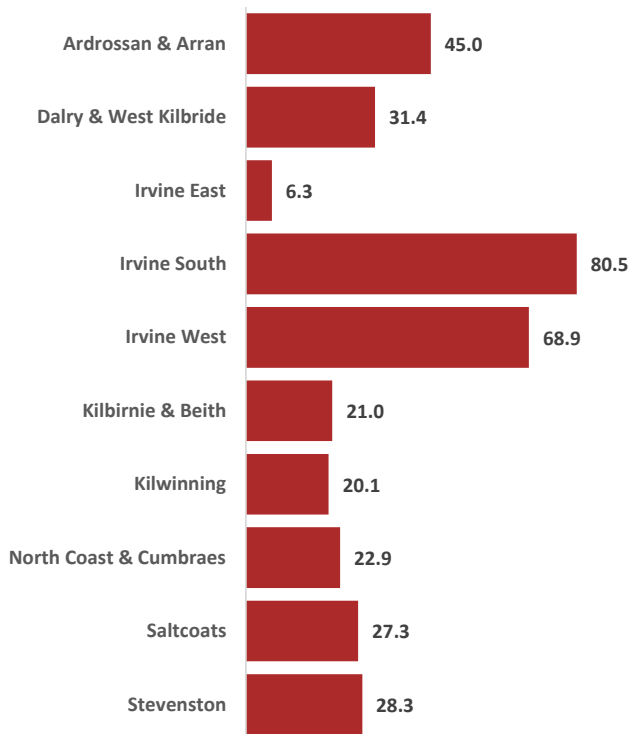
Unwanted Fire Alarms Signals by Ward Area



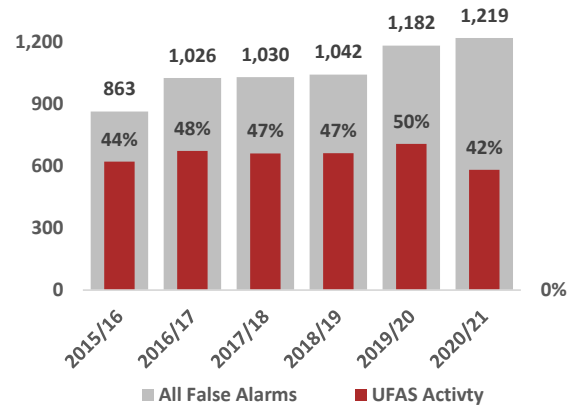
UFAS Percentage Against all Incidents



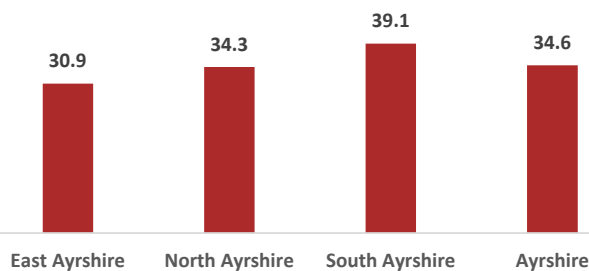
Incidents Per 10,000 Population - North Ayrshire



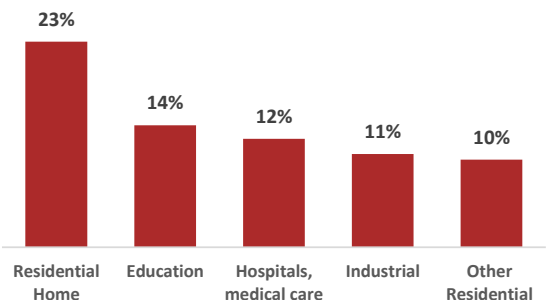
UFAS Percentage Against all False Alarms



Incidents Per 10,000 Population - Ayrshire



Unwanted Fire Alarm Signals - Top 5 Premises



Home Fire Safety Visits



506
Home Fire Safety Visits Carried Out

501
Smoke Detectors Fitted During Home Fire Safety Visits

Percentage of High Risk Home Fire Safety Visits Carried Out
42%

Percentage of Visits Carried Out Following Attendance at an Incident
35%

Fire Safety Audits



Fire Safety Audits Carried Out
78



New Audits
85%



Re-Audits
0%



Post Fire Audits
14%



Complaint Audits
1%



Broadly Compliant

35%



Areas of Improvement

65%



Notice of Deficiencies

0%



Enforcement Notice

0%



Prohibition Notice

0%

Retained Duty System

Appliance Availability	Mon - Fri (08:00 - 18:00)	Mon - Thu (18:00 - 08:00)	Weekend (Fri 18:00 - Mon 08:00)	Total
Ardrossan	97.32%	99.85%	99.60%	99.00%
Dreghorn	81.48%	97.75%	98.17%	93.05%
Dalry	58.26%	93.21%	89.16%	81.30%
Beith	95.60%	99.68%	99.59%	98.43%
Kilbirnie	49.49%	69.32%	84.93%	69.12%
Largs	99.97%	100.00%	99.96%	99.98%
Skelmorlie	77.18%	88.11%	81.49%	82.42%
Millport - 1	100.00%	100.00%	100.00%	100.00%
Millport - 2	90.29%	98.23%	89.99%	92.84%
Brodick	99.45%	99.91%	99.97%	99.80%
Lamlash	100.00%	100.00%	100.00%	100.00%

North Ayrshire	86.28%	95.80%	94.81%	92.36%
Ayrshire	70.18%	96.28%	90.41%	86.36%

Total Mobilisations	Total Time Deployed	No. of Personnel	Contracts
238	00:00:00	11	775%
363	00:00:00	10	725%
209	00:00:00	7	550%
233	00:00:00	13	1100%
182	00:00:00	8	750%
176	00:00:00	12	950%
19	00:00:00	8	625%
34	00:00:00	13	1350%
28	00:00:00	9	875%
49	00:00:00	9	875%
62	00:00:00	9	875%

Glossary of Terms

Term - What it means

ADF

Accidental Dwelling Fire

CSET

Community Safety Engagement Toolkit is an internal IT system used to record home fire safety visits and community safety activities

FSET

Fire Safety Experiential Training is a bespoke training programme developed by the Scottish Fire and Rescue Service in Ayrshire and delivered to community planning partners to raise awareness of fire safety within the domestic environment

HFSV

Home Fire Safety Visit

PDIR

Post Domestic Incident Response, a term used by Prevention and Protection Directorate to indicate actions taken following attendance at a fire or other incident in the home. PDIRs include amongst things the offer of a free follow-up home fire safety visit

Primary Fires

These include all fires in buildings, vehicles and outdoor structures or any fire involving casualties, rescues or fires attended by five or more appliances

RDS

Retained Duty System. Professional on call firefighters who may have other primary employment responsibilities outside the Fire and Rescue Service but respond to emergency calls within their local area as and when required

RTC

Road Traffic Collision

Secondary Fires

These are the majority of outdoor fires including grassland and refuse fires unless they involve casualties or rescues, property loss or fire or more appliances attend. They include fires in single derelict buildings

Special Service

Calls to incidents which are not fires or false alarms such as RTCs, rescues, flooding, incidents involving hazardous materials or the provision of assistance to other agencies

UFAS

Unwanted Fire Alarm Signals. When an automatic fire detection and alarm system is activated as a result of anything other than an actual fire the activation is classed as a false alarm. If an attendance is made to such an event by the Scottish Fire and Rescue Service, then the event is recorded as an UFAS incident