

North Ayrshire Performance Summary Report

Reporting Period: 1 Apr - 31 July 2019



Total Crime



4.2%



4,304 crimes

Incidents
Recorded

0.2%



16159

Common Assault

1.6%



518

Overall Dishonesty

5.6%



994

Domestic Abuse

4.9%



366

Overall Violent
Crime

2.5%



571

Sexual Crime

12.5%



144

Road Traffic
Casualties

30.8%



36

Disorder
Complaints

6.9%



2478

Missing People

31.1%



122

Counter Terrorism



The threat level from INTERNATIONAL
TERRORISM remains at SEVERE meaning an attack
is highly likely.

Housebreaking

23.8%



96

*All data provided is for the period 1 Apr –31st July 2019 unless otherwise stated. All statistics are provisional and should be treated as management information. All data have been extracted from Police Scotland internal systems and are correct as at 31/7/19.

North Ayrshire Performance Summary Report

Reporting Period:
1 Apr 18 to 31 July 2019



SECTION	PAGE NUMBER
Introduction	2
Executive Summary	3
Demand Analysis	4
Domestic Abuse	4
Hate Crime	5
Violence, Disorder & Antisocial Behaviour	6
Serious Organised Crime	7
Terrorism and Domestic Extremism	7
Protecting People at Risk of Harm	7
Housebreaking	8
Public Confidence - Complaints & Allegations	9

Introduction

I am pleased to present this report to the Police Fire and Rescue Committee for its information and consideration.





Please note that all data included in this report are management information and not official statistics.

All data are sourced from Police Scotland internal systems and are correct as of date of publication.

Unless stated otherwise numerical comparisons are to the same period in the previous year to date.

NORTH AYRSHIRE POLICING PRIORITIES 2018-2021

- 1 Drug dealing and misuse
- 2 Violence, disorder and antisocial behaviour
- 3 Dishonesty
- 4 Road Safety
- 5 Protecting People At Risk Of Harm

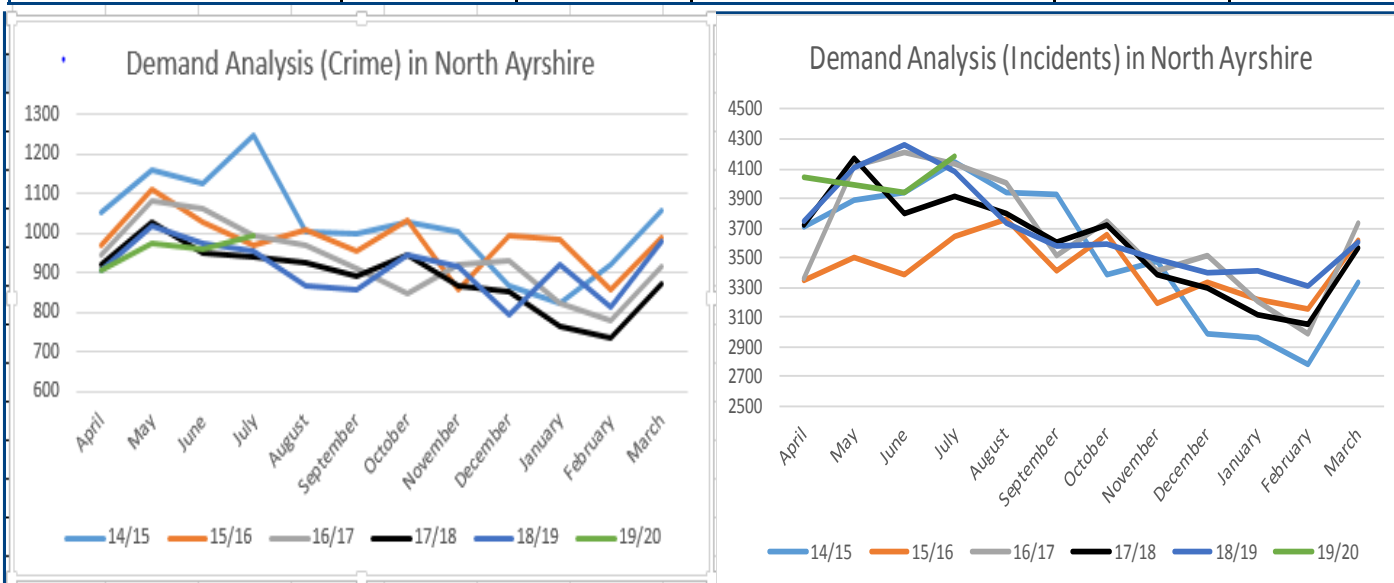
PRIORITY AREA	EXECUTIVE SUMMARY
Drug supply and misuse 	Concerns about drugs and drug dealing continues to be a concern for local communities in North Ayrshire and remains a priority for local policing. To date, there has been an marked increase in detections for both supply and possession of drugs.
Violence, Disorder & ASB 	Serious violent crime has remained broadly similar to that seen last year. There has been a small increase in the number of minor assaults committed although assaults on police officers and other emergency service personnel remains the same. Disorder & Antisocial Behaviour has decreased.
Dishonesty 	Overall crimes of dishonesty have increased which is mainly down to an increase in Shoplifting and Fraud. Housebreaking has again seen a continued downward trend.
Road Safety 	Overall casualties on North Ayrshire roads have reduced to date this year with no fatalities. Speed detection enforcement in identified areas of concern continues and has resulted in a sizeable increase in detections.
Protecting people at risk of harm	As anticipated, crimes of a sexual nature continues to rise with communicating indecently via online or telecom devices seeing the biggest individual increase.

POLICE SCOTLAND'S POLICING PRIORITIES 2018-19

- 1 Violence, disorder and antisocial behaviour
- 2 Serious Organised Crime
- 3 Counter Terrorism and Domestic Extremism
- 4 Protecting People at Risk of Harm
- 5 Road Safety and Road Crime
- 6 Acquisitive Crime

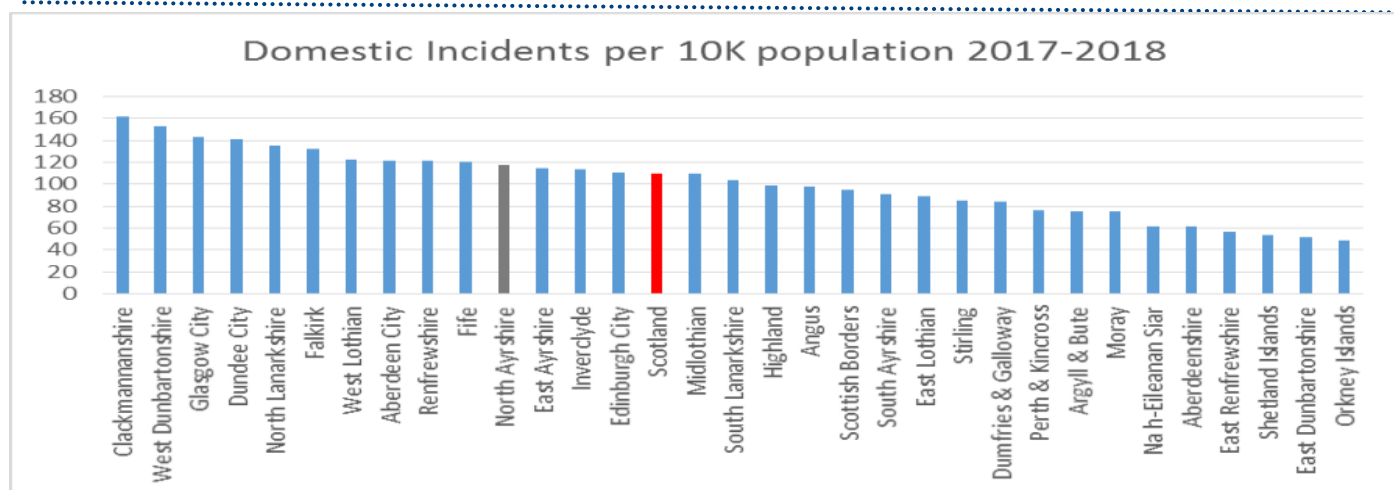
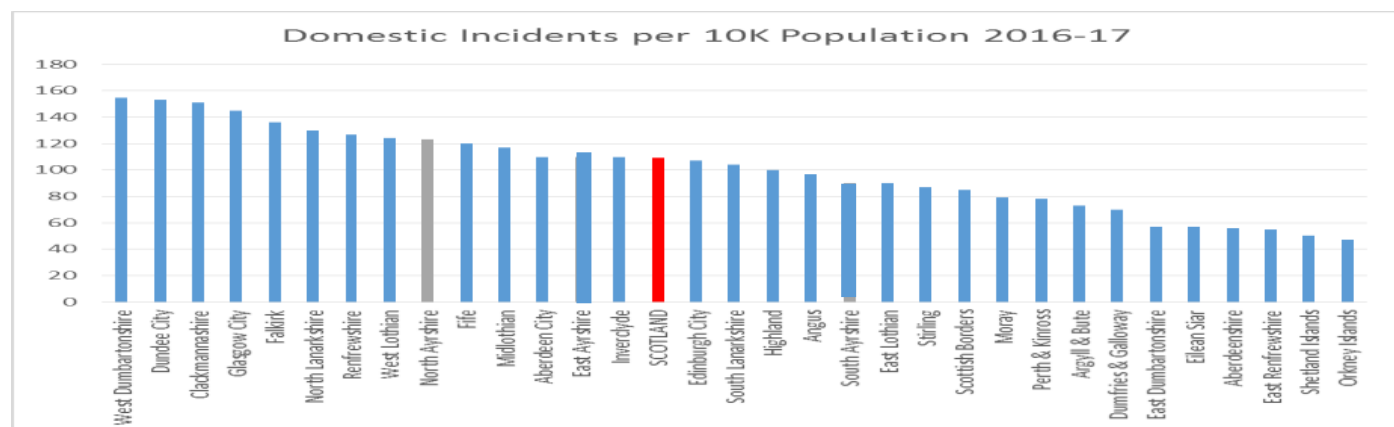
DEMAND ANALYSIS

CRIME	PYTD *	CYTD *	INCIDENTS	PYTD	CYTD
Total Crimes & Offences	4,131	4,304	Total number of incidents	16,199	16,159



The graphs above show crimes and incident demand in North Ayrshire over the past 5 years. This year so far crime has seen a small increase mainly contributed by an increase in some dishonesty type crimes and our increase in proactively detecting drug related offences. Incident demand remains very similar to last year.

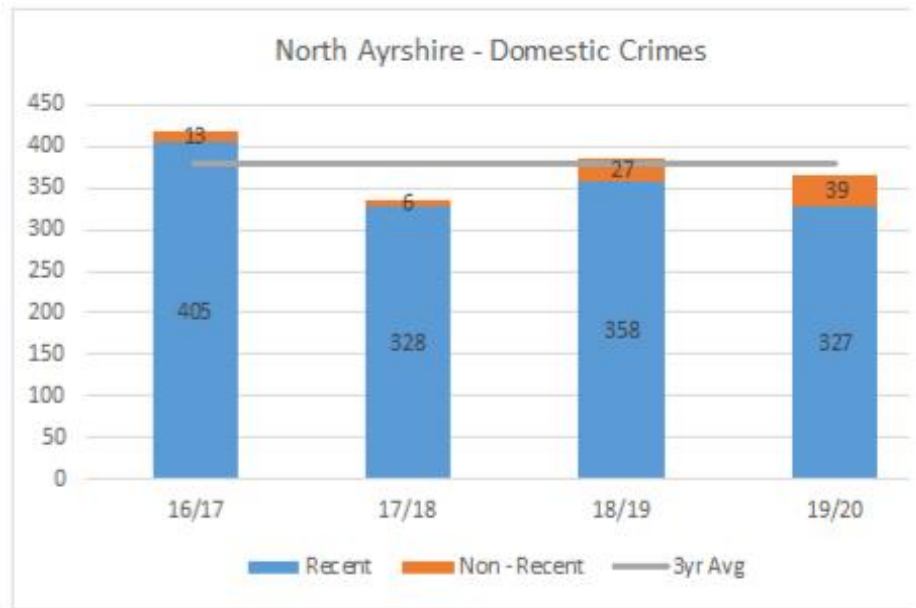
DOMESTIC ABUSE - DATA OVERVIEW



DOMESTIC ABUSE - DATA OVERVIEW

CONTEXT:

The level of domestic abuse related crimes has fallen slightly and reports of non-recent abuse continues to increase which is a positive sign of public confidence.



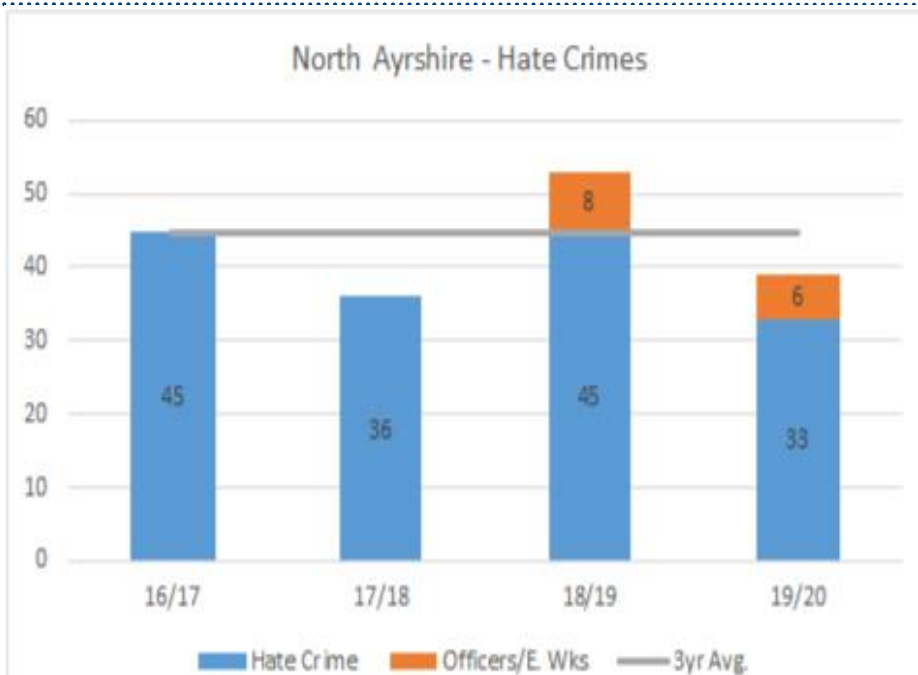
HATE CRIME - DATA OVERVIEW

CONTEXT:

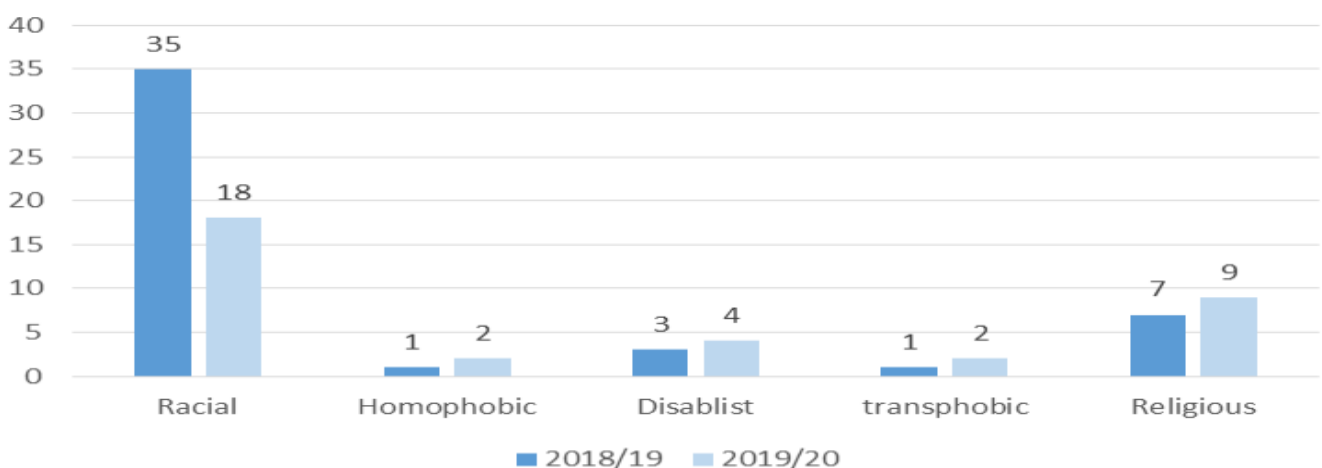
Reports of Hate Crime have reduced below last year and indeed the 3 year rolling average.

Hate crimes committed against police officers and other emergency workers remains broadly similar.

Public confidence in reporting these types of incident is vital and continues to be promoted.



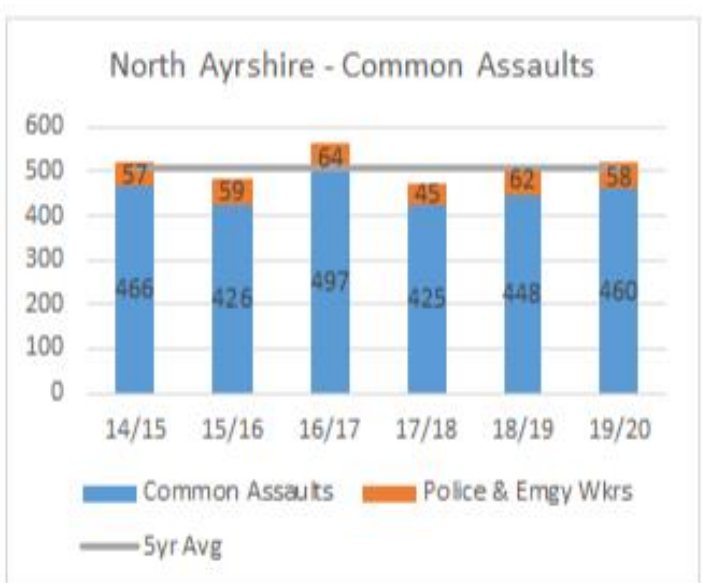
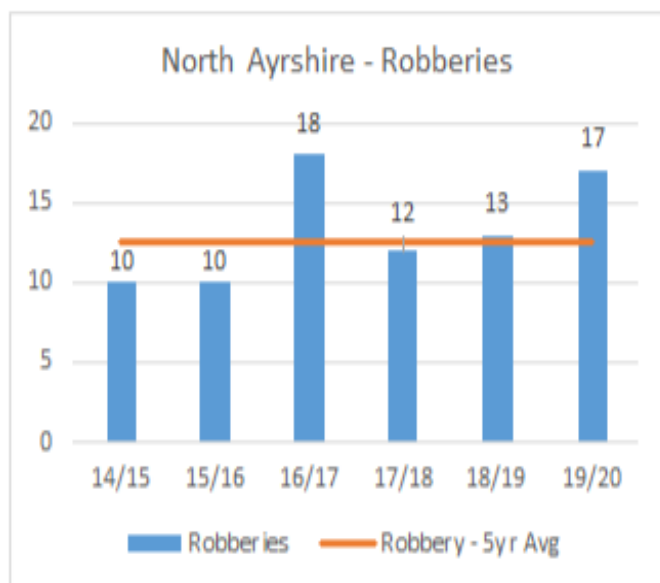
Hate Crime - Categories of reported crime



VIOLENCE, DISORDER & ANTISOCIAL BEHAVIOUR - DATA OVERVIEW

1 APRIL 2018 TO 31 July 2019 - OBJECTIVE: Reduce the number of victims of violent crime

WARD	Robbery				Serious Assault			
	PYTD	CYTD	Det	% Det	PYTD	CYTD	Det	% Det
Irvine	4	5	2	40%	9	12	7	58%
Kilwinning	2	1	0	0%	4	4	3	75%
Three Towns	7	8	7	88%	15	14	12	86%
Arran	0	0	0	0	1	0	0	0
Garnock Valley	2	3	1	33%	2	3	1	33%
North Coast Cumbræes	0	0	0	0	5	3	2	67%
TOTAL	15	17	10	59%	36	36	25	69%



CONTEXT:

Overall violence has remained at levels very similar to last year. The position in respect of indoor violence continues to occur alongside victims and perpetrators being known to one another..

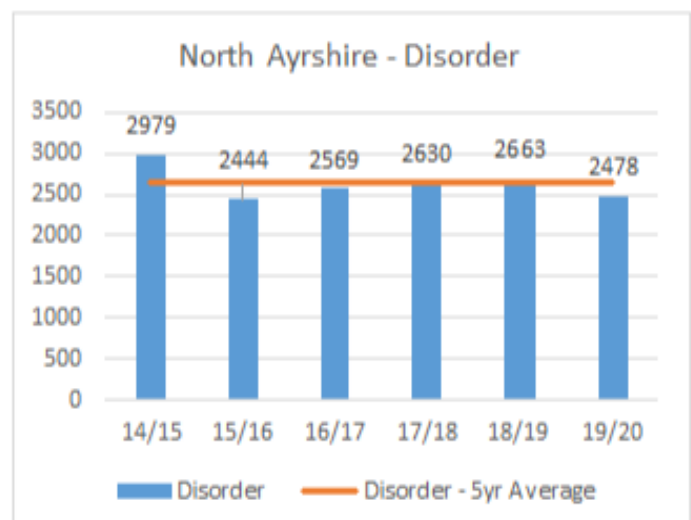
OBJECTIVE: Tackle rowdy and drunken behaviour in public places

Disorder
6.9%

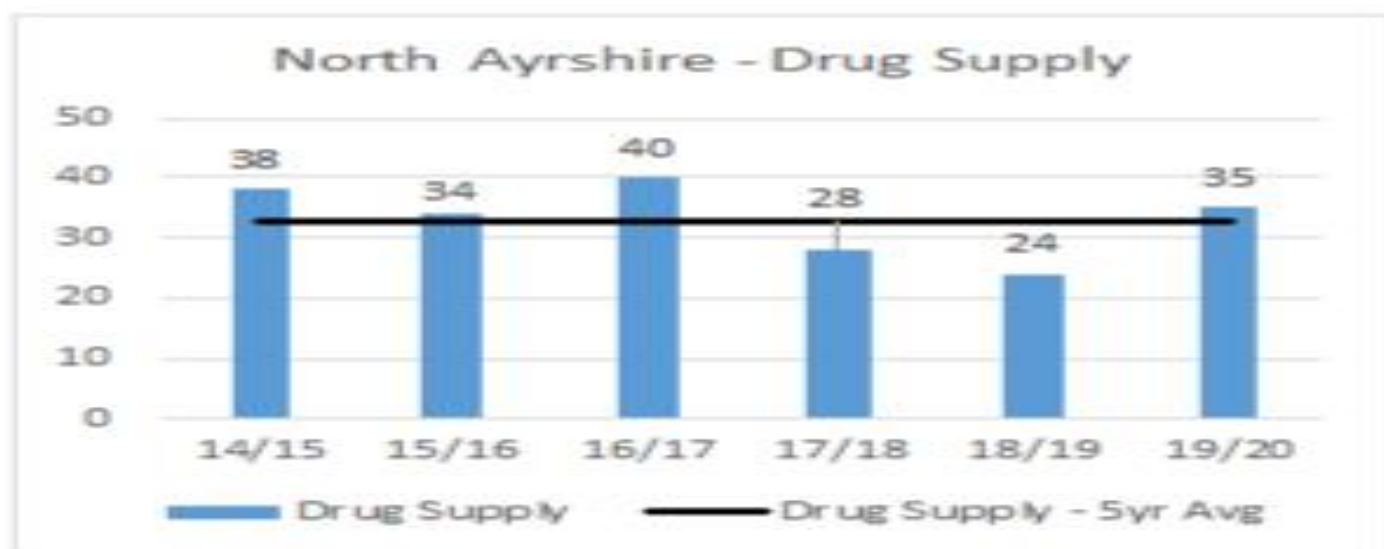


CONTEXT:

Following a small increasing trend over recent years disorder complaints in North Ayrshire have seen a good reduction this year to date and has fallen below the rolling 5 year average again.



SERIOUS ORGANISED CRIME - DATA OVERVIEW



CONTEXT:

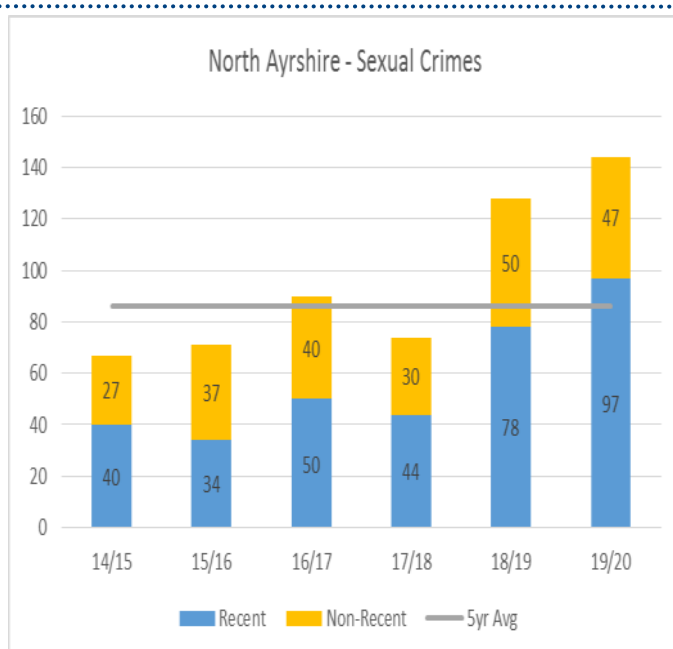
Following last years reduction in drug supply detections, additional resource has been deployed to tackle this Ayrshire wide priority. This is having a positive effect with a sizeable increase in both supply and possession detections.

Community Intelligence is vital and local community officers remain highly visible in communities, building trust and relationships to gather information which assists enforcement action to be taken in addressing this issue.

TERRORISM & DOMESTIC EXTREMISM

CONTEXT: The UK threat level remains at SEVERE, which means an attack is highly likely and the current threat level for Northern Ireland related terrorism in Britain is SUBSTANTIAL, meaning an attack is a strong possibility.

PROTECTING PEOPLE AT RISK FROM HARM - DATA OVERVIEW



CONTEXT:

Crimes of a sexual nature continues to increase which is not unexpected. Increased use of internet enabled platforms and mobile devices to send communications of an indecent manner has increased.

Of the 144 crimes to date, 54 have not involved any physical contact with the victim.

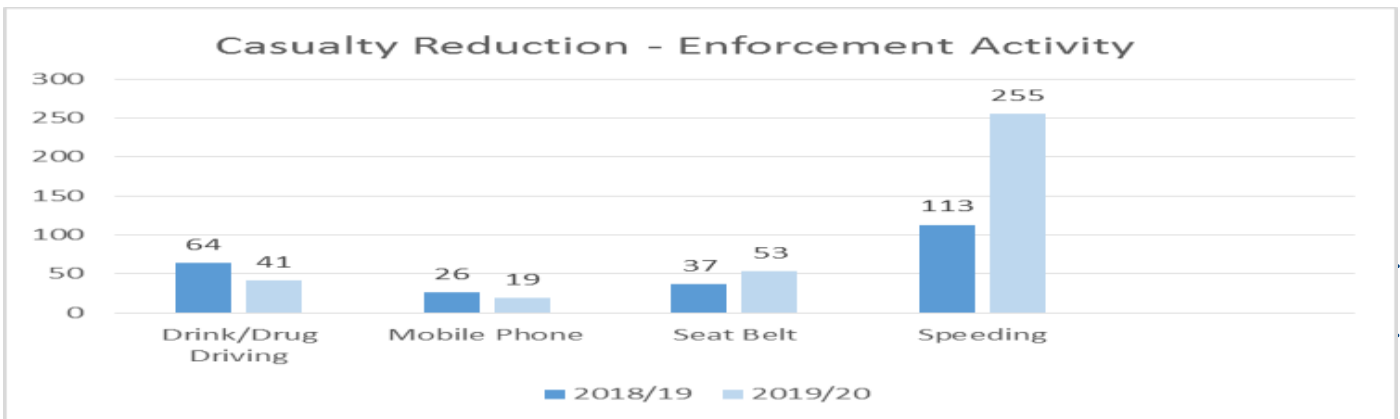
Non-recent crimes continue to be reported as well as our own proactive approach to investigating crimes which occurred decades ago within residential establishments.

ROAD SAFETY & ROAD CRIME - DATA OVERVIEW

PRIORITY: REDUCE THE NUMBER OF PERSONS KILLED OR INJURED ON OUR ROADS

Road Traffic Casualties		01/04/18 30/6/18	01/04/19 - 30/6/19
	Number of persons killed on our roads	0	0
	Number of persons seriously injured	12	11
	Number of persons slightly injured	39	24
	Number of children seriously injured	1	1

Road Traffic Data - PYTD 1st April 2018-30st June 2018 CYTD 1st April 18 - 30 June 2019



HOUSEBREAKING— DATA OVERVIEW

WARD	Crimes PYTD	Crimes CYTD	Detected	Dwelling House	Non-dwelling domestic	Other
Irvine	36	30	8	19	4	7
Kilwinning	12	2	2	1	0	1
Three Towns	46	49	22	22	6	21
Arran	0	0	0	0	0	0
Garnock Valley	17	11	6	7	2	2
North Coast Cumbraes	14	4	2	3	0	1
TOTAL	125	96	40	52	12	32

Context:

Sustained reductions of 23.8% in housebreaking crime continues and our detection rate for those responsible is very positive.

PUBLIC CONFIDENCE: COMPLAINTS & USER SATISFACTION

COMPLAINTS ABOUT THE POLICE

Data from 1 April 2019 – 31st July 2019

Quality of Service Allegations	12
On Duty Allegations	25
Off Duty Allegations	0
Total Allegations	37

Quality of Service Allegations

Policy/Procedure	0
Service Delivery	1
Service Outcome	3
Total	4

On Duty Allegations

Unlawful Arrest	Assault	Corrupt Practice	Discrimination	Excessive Force	Incivility	Irregularity in Procedure	Neglect of duty	Oppressive Conduct	Other Criminal	Other Non Criminal	Traffic	Total
0	0	0	0	1	10	13	0	0	1	0	0	25

Off Duty Allegations

Crimes of Dishonesty	Crimes of Indecency	Crimes of Violence	Malicious Mischief	Incivility	Misc Offences	Offences involving Motor Vehicles	Other	Other Crimes	Total
0	0	0	0	0	0	0	0	0	0