



North Ayrshire Council
Comhairle Siorrachd Àir a Tuath

Police and Fire and Rescue Committee

A Meeting of the **Police and Fire and Rescue Committee** of North Ayrshire Council will be held in the **Council Chambers, Ground Floor, Cunninghame House, Irvine, KA12 8EE** on **Tuesday, 22 January 2019** at **14:00** to consider the undernoted business.

1 Declarations of Interest

Members are requested to give notice of any declarations of interest in respect of items of business on the Agenda.

2 Minutes

The accuracy of the Minutes of the meeting held on 20 November 2018 will be confirmed and the Minutes signed in accordance with Paragraph 7 (1) of Schedule 7 of the Local Government (Scotland) Act 1973 (copy enclosed).

3 Chair and Vice-Chair Verbal Updates

4 Performance Reports

4.1 Scottish Fire and Rescue Service

Submit report by the Scottish Fire and Rescue Service on performance in relation to North Ayrshire (copy enclosed).

4.2 Police Scotland

Submit report by Police Scotland on performance in relation to the North Ayrshire Local Police Plan (copy enclosed).

5 Urgent Items

Any other items which the Chair considers to be urgent.

Police and Fire and Rescue Committee Sederunt

Donald L Reid (Chair)
John Glover (Vice-Chair)
Todd Ferguson
Ellen McMaster
Davina McTiernan
Jimmy Miller
Angela Stephen

Chair:

Apologies:

Attending:

**Police and Fire and Rescue Committee
20 November 2018**

Agenda Item 2

IRVINE, 20 November 2018 - At a Meeting of the Police and Fire and Rescue Committee of North Ayrshire Council at 2.00 p.m.

Present

Donald L. Reid, Todd Ferguson, Ellen McMaster, Davina McTiernan and Jimmy Miller.

In Attendance

A. Craig, Senior Manager, Legal Services and D. McCaw, Committee Services Officer (Chief Executive's Service).

Also In Attendance

Chief Superintendent P. Main and Inspector J. Convery (Police Scotland); Area Manager J. Scott and Group Manager K. Hankinson (Scottish Fire and Rescue Service); and Karyn McCluskey (Community Justice Scotland).

Chair

Councillor Donald L. Reid in the Chair.

Apologies

John Glover and Angela Stephen.

1. Chair's Remarks

The Chair advised on the illness of Vice-Chair Glover, and the Committee offered his best wishes for a speedy recovery. He also took the opportunity to welcome Karyn McCluskey, Chief Executive of Community Justice Scotland to the meeting and gave a short biography of Karyn's career.

2. Declarations of Interest

There were no declarations of interest by Members in terms of Standing Order 10 and Section 5 of the Code of Conduct for Councillors.

3. Minutes

The accuracy of the Minutes of the Ordinary Meeting of the Committee held on 21 August 2018 was confirmed and signed in accordance with Paragraph 7 (1) of Schedule 7 of the Local Government (Scotland) Act 1973.

4. Chair and Vice Chair Verbal Updates

The Chair provided a verbal report on his attendance at the Cosla Conveners Forum on 6 November and highlighted the following:-

- the Metropolitan Police have been observing Glasgow as a good example in terms of reductions in knife crime and murders;

- the second chance philosophy which stipulates everyone deserves a second chance to reform depending on circumstances;
- 65% of the prison population who reoffend are young people who have been in care;
- the commencement of the Navigator Project based within hospital emergency departments in Glasgow and involving volunteers who support people to move away from violent lifestyles;
- CCTV projects across Scotland;
- leadership and governance arrangements of the Police Scotland Board;
- 7 new SPA Board Members;
- how to deliver change in policing;
- performance measurement and evaluation; and
- Brexit and uncertainty around European arrest warrants and joint working with European Police.

Noted.

5. Presentation: Community Justice Scotland

The Committee received a presentation from Karyn McCluskey, Chief Executive, Community Justice Scotland offering an insight into the vicious cycle of crime often associated with the use of short prison sentences.

The presentation highlighted the following:-

- recorded crime levels are at the lowest level since 1974;
- the reoffending rate has fallen to an all time low;
- we are dealing with vulnerable members of society who are in chaos due to addictions etc;
- our prison population is still rising, despite crime levels reducing;
- Scotland are still utilising community sentences;
- youth crime down 78%;
- what works within the restorative justice system to transform young people's lives;
- the high instances of alcohol related death;
- challenges in relation to youth suicides and mental health issues;
- services are not easily accessible;
- 45% of the Scottish public have identified prevention as the main objective of the community justice system; and
- the future model for change to transform Scotland going forward.

Ms McCluskey also advised the Committee on prevention work which has taken place throughout North Ayrshire involving Police Scotland and the Scottish Fire and Rescue Service and indicated that social media is not a representation of perception across Scotland in relation to this topic.

Members asked questions and were provided with information on the following:-

- that there is a requirement for jail sentencing but this is a very small number;
- areas across Scotland where engagement work is taking place, including an Alcohol Court in Glasgow looking at repeated alcohol addiction crimes;
- whether the tagging system is effective and the use of GPS and alcohol tagging;
- work to improve Throughcare services and the removal of the Turning Point resource; and
- the need to review the repeat interview process in relation to children who are involved in domestic abuse cases to allow recording of children's observations to be shared with all necessary parties.

The Chair thanked Ms McCluskey for an informative and interesting presentation.

Noted.

5.1. Performance Report: Scottish Fire and Rescue Service

Submitted report by the Scottish Fire and Rescue Service which provided an update for quarter 2 on progress against the North Ayrshire Local Fire and Rescue Plan and gave other key Fire and Rescue updates. A copy of the North Ayrshire Performance report from 1 April 2018 to 30 September 2018 was set out in Appendix 1 to the report.

The report identified a 7% increase in activity levels across North Ayrshire compared with the corresponding period in 2017, and an 8% increase in terms of the preceding three year average. False alarms accounted for 48% of all activity within North Ayrshire, with fire related activity and special service activity accounting for 44% and 12%, respectively. Review of performance against the six agreed performance indicators noted that four indicators were above the three year average due to a rise in activity, one had seen a reduction in the respective three year average of more than 5% and a further one indicator had reduced by less than 5%.

A letter issued by the Director of Prevention and Protection to the Chairs of Community Planning Partnerships across Scotland, providing an update on the progress of the Building Safer Communities Programme, was attached at Appendix 2 to the report.

The report also provided an update in terms of (i) the recently completed fire fatality analysis for the 2017-2018 period and (ii) the publication of the Fire and Rescue Incident statistics 2017-2018, attached as Appendix 3 to the report.

Area Manager Jim Scott and Group Manager Kenny Hankinson also reported verbally on:-

- no recorded acts of violence against the crews in and around Bonfire night;
- the proactive partnership work with Police Scotland in the lead up to Bonfire night;
- the analysis of the successful intervention work with schools in relation to unwanted fire alarm signals;

- proactive measures, including staff alerts, which cut down on attendances by Scottish Fire and Rescue Services and the need to replicate this across schools in North Ayrshire; and
- the conclusion of the recruitment process for a replacement for Chief Officer Hay and that an announcement is anticipated.

Members asked questions, and received clarification, on the following:-

- the priority in moving to the 'safe and well visits' through training and partnerships;
- whether campus cops were useful in assisting with reductions around unwanted fire alarm instances;
- reasons for the high instances of unwanted fire alarm signals in the Stevenston area;
- partnership links and representation on each of the Locality Partnerships which feedback local issues and areas of vulnerability; and
- the level of understanding the Scottish Fire and Rescue Service have of vulnerability within the communities of North Ayrshire.

Noted.

5.2 Performance Report: Police Scotland

Submitted report by Police Scotland on performance in relation to the North Ayrshire Local Police Plan for the period from 1 April 2017 to 31 October 2018.

The report provided details of North Ayrshire's positive performance over the course of 2017/18, including a reduction of 2.7% in terms of total crime. Contextual information was provided in respect of domestic abuse incidents which remain a priority in terms of partnership working, reporting of hate crime, violence, disorder and antisocial behaviour, serious organised crime, protecting people at risk from harm, road safety and road crime, public confidence and house breakings.

Chief Superintendent Paul Main also reported verbally on:-

- Colin Convery substituting for Brian Shaw for a short period of time;
- the commencement of the domestic abuse 16 days of action;
- hate crime report for the whole of Ayrshire which would be passed to the Clerk for issue to Members;
- circumstances around robberies where a breakdown will be submitted to the meeting of the Committee in January 2019;
- to allocate a meeting to consider in detail the continuing rise in crimes of a sexual nature in relation to the relationship between the offender and the victim and on numbers of physical sexual assaults;
- the varying skill set required from officers in relation to investigating past crimes as opposed to forensically evidence based crimes from the present;
- an offer for a verbal briefing to Committee on the nature of complaints made against the Police;

- housebreakings maintaining a record low at domestic properties but otherwise increasing in relation to schools, hospitals, industrial buildings etc; and
- that the Police Authority meeting scheduled provisionally for 30 January 2019 would take place in East Ayrshire and involve the Chairs of the 3 Ayrshire Police Fire and Rescue Committees.

Members asked questions, and received clarification, on the following:-

- the sexual offending data and the possibility of a meeting to discuss this in more detail;
- the increase in the number of officers who carry tasers and training provided; and
- the protocol for medical assessment on a person who is tasered.

The Committee agreed that (a) Chief Superintendent Main provide hate crime report information for the whole of North Ayrshire to the Clerk for circulation to Members of the Committee; and (b) that detailed robbery breakdown statistics be submitted to the meeting of the Committee on 22 January 2019.

The meeting ended at 3.45 p.m.

Police & Fire and Rescue Committee – 22nd January 2019

Subject	Scottish Fire and Rescue Service Performance Report and Service updates
Purpose	To advise members of the Police and Fire Committee as to progress against North Ayrshire's local fire and rescue plan and to provide committee members with other key Fire and Rescue Service updates
Recommendation	For members to note the information contained within this report

1. Introduction

- 1.1 On the 3rd October 2016, the Scottish Fire and Rescue Service (SFRS) laid before the Scottish Parliament its new Strategic Plan for the period 2016 – 2019. As a result of this publication, the Service was legally obliged to review its existing local fire and rescue plans for the 32 local authorities across Scotland. On the completion of this review a new local fire and rescue plan for North Ayrshire was developed and following a public consultation was presented to the Police & Fire and Rescue Committee for approval on the 5th September 2017.

2. Performance Summary

- 2.1 Review of operational responses within North Ayrshire for the period 1st April 2018 to 31st December 2018 identified a 1% increase in activity levels across the local authority area from the corresponding activity period 1st April 2017 to 31st December 2017. Review of the preceding three years average in respect of current activity levels within North Ayrshire indicated a 4% increase in overall operational activity over the nine month period. In reviewing operational activity on a broad level, false alarms accounted for 50% of all activity within North Ayrshire, with fire related and special service activity accounting for 37% and 13% respectively.
- 2.2 For the period 1st April 2018 – 31st March 2019, progress is being monitored across six indicators, utilising the three year rolling average as basis of measuring performance. Year on year and the rolling five year average figures are also being used to review short and long terms changes in demand and trends.
- 2.3 Utilising the defined approach in Section 2.2, review of performance against these six indicators identified three indicators are above the three year average due to a rise in activity. One indicator has seen a reduction in its respective three year average of more than 5% and two have reduced by less than 5% over the three year rolling average. Further analysis of this performance is provided in the associated performance report.

3. Scottish Fire and Rescue Service Updates

- 3.1 On the 27th November 2018, the SFRS formally announced that Deputy Chief Officer (DCO) Martin Blunden has been selected to take over the role as Chief Officer on the retirement of Chief Officer Hay on the 31st March 2019. Mr Blunden is currently the DCO of South Yorkshire Fire and Rescue and it is anticipated DCO Blunden will join the SFRS in January 2019 to commence a formal hand over period.
- 3.2 On the 13th December 2018, the SFRS published the independent analysis of the 'Your Service Your Voice' consultation having received 1563 responses from the public, stakeholders and SFRS employees. A copy of the analysis is attached for the information of Committee members

4. Proposal

It is proposed that members of the Police & Fire and Rescue Committee ...

- i. Note the content of the performance summary and associated report for the period 1st April 2018 to 31st December 2018.
- ii. Note the Scottish Fire and Rescue Service updates.

5. Implications

- 5.1 No implications have been identified at this time in respect of service delivery within North Ayrshire.

6. Conclusion

- 6.1 Fire and Rescue Service activity is subject to regular monitoring and review and the local fire and rescue plan priorities identified within the local fire and rescue plan forms part of this reporting process. Members of the Police & Fire and Rescue Committee will be kept up to date as to progress against the local fire and rescue plan and to any future fire and rescue service updates as they arise.

Area Manager Jim Scott
Local Senior Officer
East Ayrshire, North Ayrshire and South Ayrshire
Scottish Fire and Rescue Service

For further information please contact Area Manager Jim Scott 01294 607000



**North Ayrshire Performance Report
1st April 2018 - 31st December 2018**



SCOTTISH
FIRE AND RESCUE SERVICE
Working together for a safer Scotland

**Working together
for a safer Scotland**



North Ayrshire Performance Report

Table of Contents

Local Fire and Rescue Service Plan Priorities	3
North Ayrshire Activity Summary	4
Domestic Safety - Accidental Dwelling Fires	5
Domestic Safety - Accidental Dwelling Fire Casualties	6
Unintentional Injury and Harm	7
Deliberate Fire Setting	8
Non-Domestic Fire Safety	9
Unwanted Fire Alarm Signals	10
Prevention & Protection	11
Retained Duty System	11

Local Fire and Rescue Service Plan Priorities

The Local Fire and Rescue Service Plan has been developed to set out the priorities and objectives within North Ayrshire and allows our local authority partners to scrutinise the performance outcomes of these priorities. We will continue to work closely with our partners in North Ayrshire to ensure we are all **“Working Together for a Safer Scotland”** through targeting risks to our communities at a local level.

The plan has been developed to complement key partnership activity embedded across North Ayrshire's Community Planning Partnership. Through effective and co-ordinated partnership working we will seek to deliver continuous improvement in our performance and effective service delivery in our area of operations.




The Local Fire and Rescue Plan for North Ayrshire identified six areas for demand reduction and is subject to regular monitoring and reporting through the Police & Fire and Rescue Committee. A summary of the priorities and current activity is detailed below with further detail and analysis contained within this performance report.

	Accidental Dwelling Fires	Accidental Dwelling Fire Casualties	Unintentional Injury and Harm	Deliberate Fire Setting	Non-Domestic Fire Safety	Unwanted Fire Alarm Signals
Ardrossan & Arran	4	1	10	48	4	59
Dalry & West Kilbride	16	0	13	36	2	22
Irvine East	12	1	9	16	1	10
Irvine South	12	4	8	72	9	104
Irvine West	14	6	8	77	3	62
Kilbirnie & Beith	3	0	6	31	1	27
Kilwinning	14	2	16	87	6	36
North Coast & Cumbraes	10	1	25	21	3	49
Saltcoats	16	5	8	41	5	49
Stevenston	13	4	11	107	1	42
Total Incidents	114	24	114	536	35	460

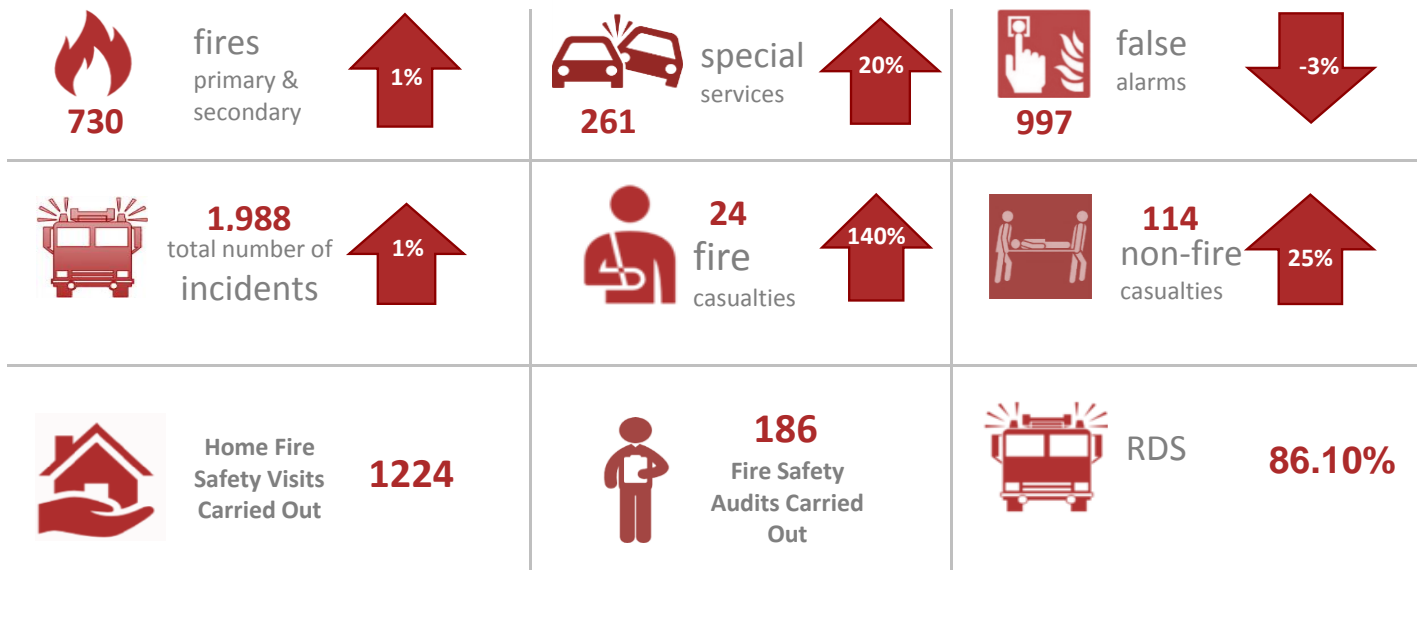
Year on Year Change	 0%	 140%	 25%	 3%	 9%	 -4%
3 Year Average Change	 -3%	 -9%	 9%	 4%	 -4%	 8%
5 Year Average Change	 2%	 13%	 18%	 3%	 7%	 1%

About the statistics within this report

The activity totals and other statistics quoted within this report are published in the interests of transparency and openness. They are provisional in nature and subject to change as a result of ongoing quality assurance and review. Because all statistics quoted are provisional there may be a difference in the period totals quoted in our reports after local publication which result from revisions or additions to the data in our systems. The Scottish Government publishes official statistics each year which allow for comparisons to be made over longer periods of time.

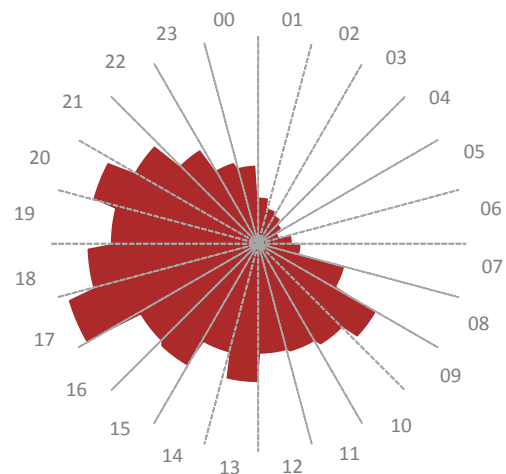
-  Activity levels have reduced by more than 5%
-  Activity levels have reduced by up to 5%
-  Activity levels have increased overall

North Ayrshire Delivery Activity Summary

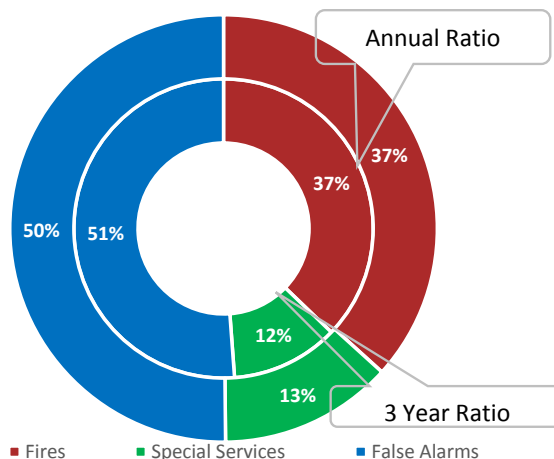


Activity by Time of Day


Hour (am)	Total	Hour (pm)	Total
Midnight	64	Mid-day	90
1am	38	1pm	113
2am	30	2pm	92
3am	27	3pm	115
4am	23	4pm	112
5am	18	5pm	161
6am	28	6pm	139
7am	35	7pm	120
8am	73	8pm	139
9am	111	9pm	116
10am	97	10pm	90
11am	92	11pm	69



Incidents by Classification



Top 15 Incident Types by % of Total Incidents



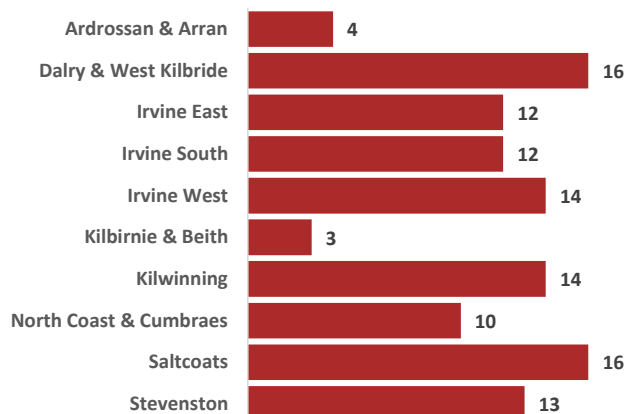
Domestic Safety - Accidental Dwelling Fires



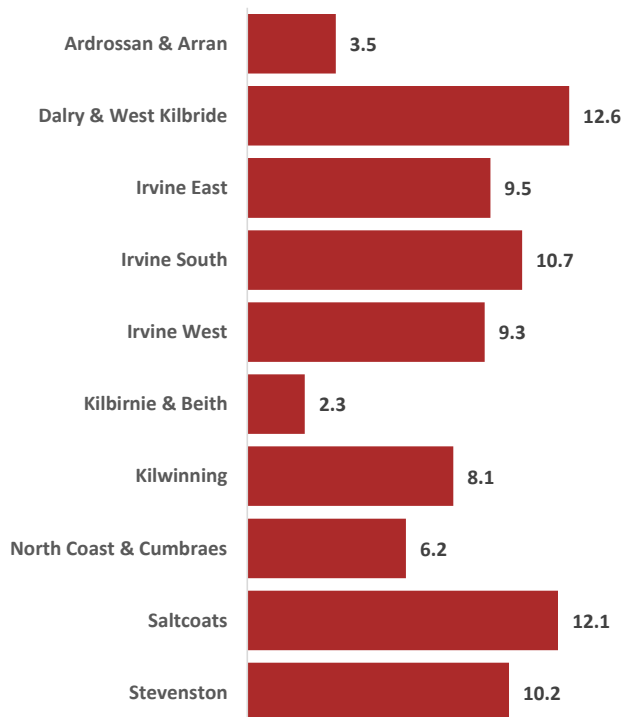
Performance Summary



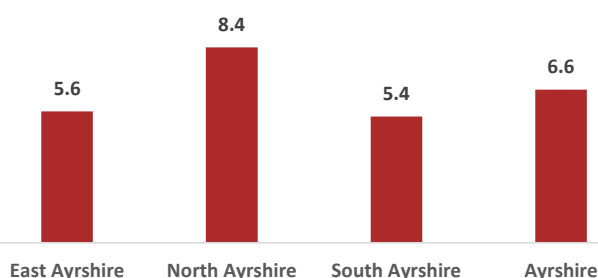
Accidental Dwelling Fires by Ward Area



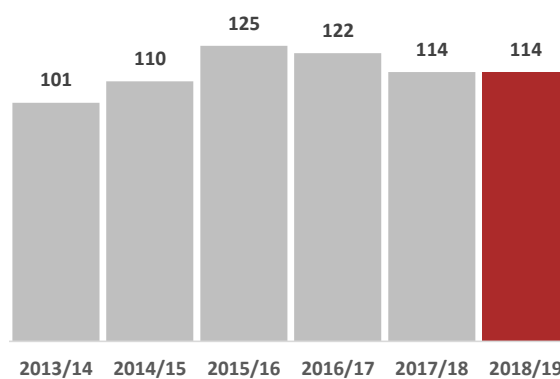
Incidents Per 10,000 Population - North Ayrshire



Incidents Per 10,000 Population - Ayrshire



Accidental Dwelling Fires to Date



Severity of Accidental Dwelling Fires



No Firefighting Action

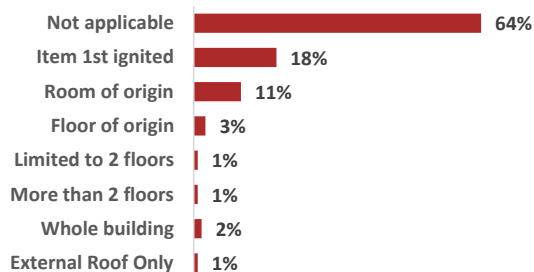
46%



Direct Firefighting

15%

Extent of Fire Damage



Automatic Detection & Actuation



Detection Present

88%



Detection Actuated

85%



Calls Made via Linked Alarms

20%

Human Factors



Distraction

37%



Alcohol/Drug Impairment

14%



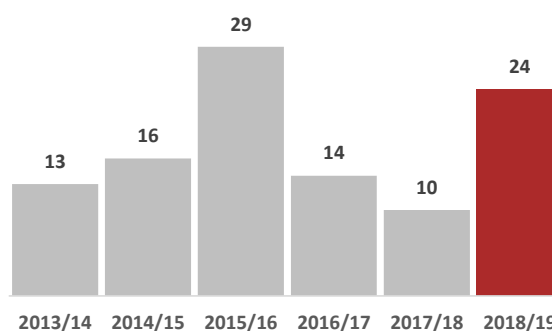
Domestic Safety - Accidental Dwelling Fire Casualties



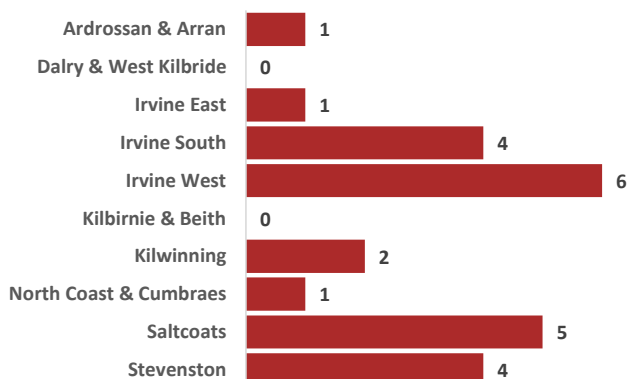
Performance Summary

Year on Year	3 Year Average	5 Year Average
140%	-9%	13%

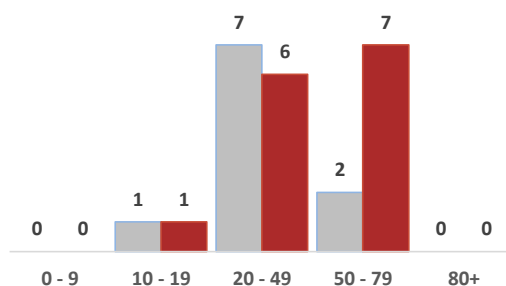
Accidental Dwelling Fire Casualties Year to Date



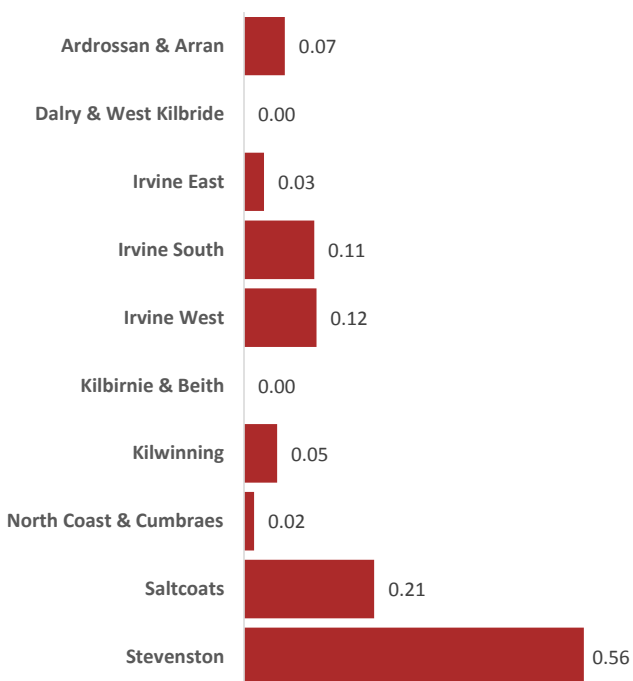
Fire Casualties by Ward Area



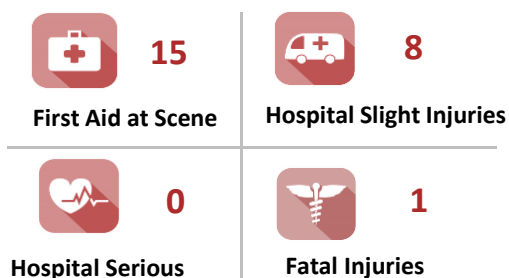
Age / Gender Profile



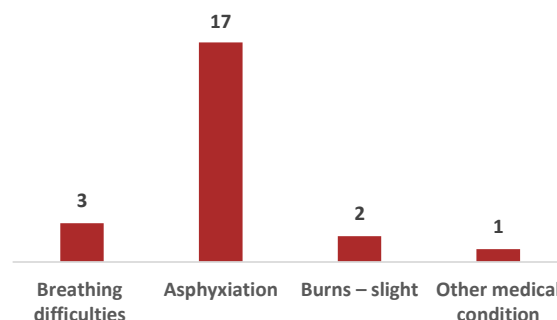
Casualties Per 10,000 Population - North Ayrshire



Extent of Harm



Casualties Per 10,000 Population - Ayrshire



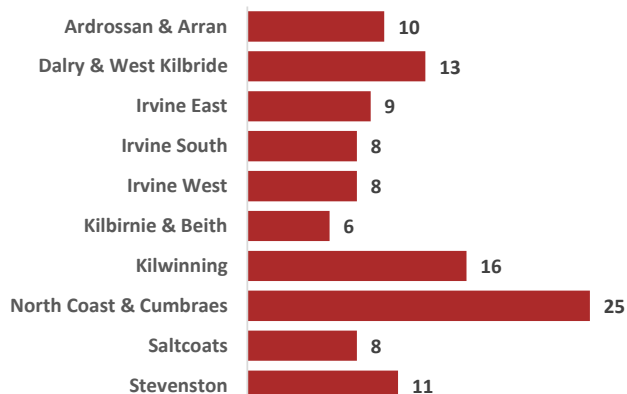
Unintentional Injury or Harm



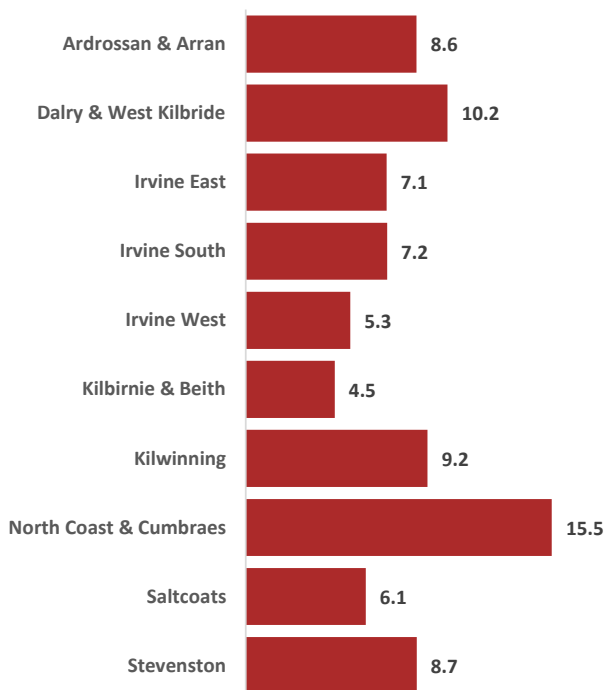
Performance Summary

Year on Year	3 Year Average	5 Year Average
25%	9%	18%

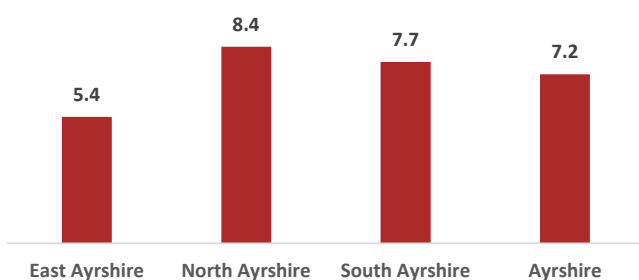
Non-Fire Casualties by Ward Area



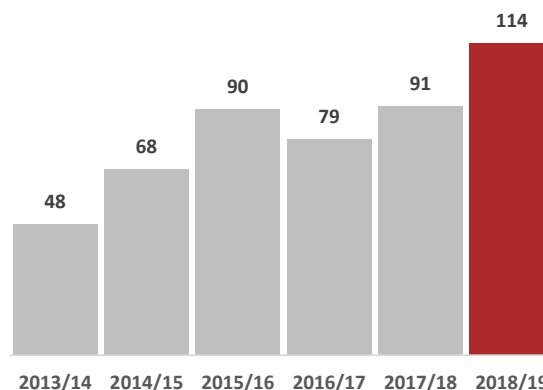
Casualties Per 10,000 Population - North Ayrshire



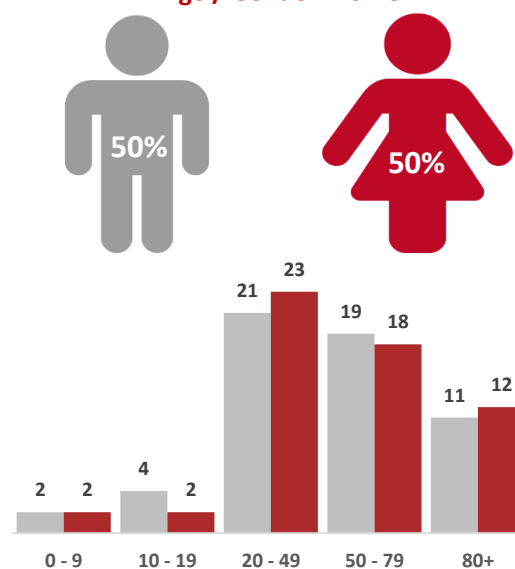
Non-Casualties Per 10,000 Population - Ayrshire



Special Service Casualties Year to Date



Age / Gender Profile



Extent of Harm



1

First Aid at Scene



63

Hospital Slight Injuries



13

Hospital Serious



4

Fatal Injuries



Road Traffic Collision

43%



Water Rescue

1%



Assisting Other Agencies

47%



All Other Incidents

9%

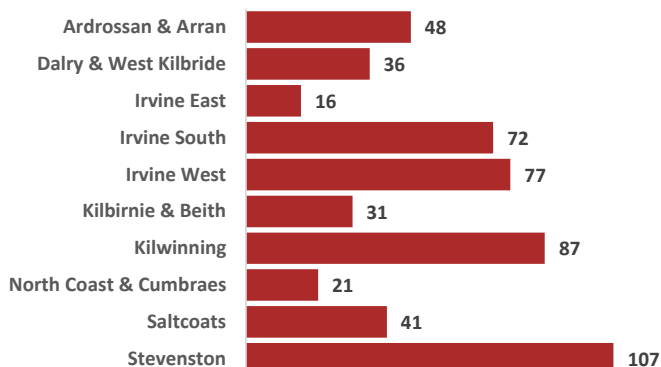
Deliberate Fire Setting



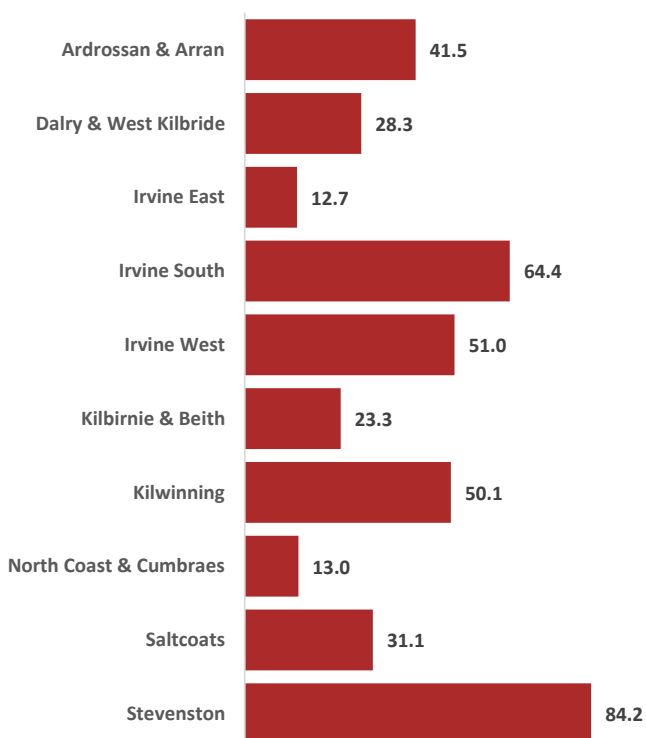
Performance Summary

Year on Year	3 Year Average	5 Year Average
3%	7%	3%

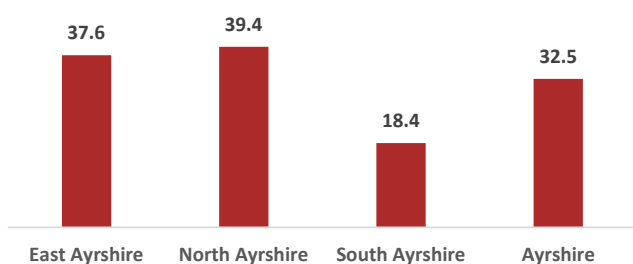
Deliberate Fires by Ward Area



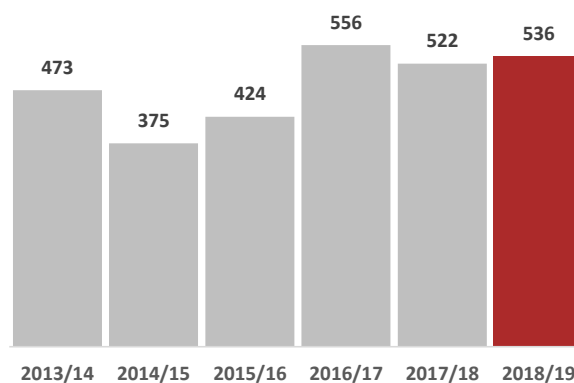
Incidents Per 10,000 Population - North Ayrshire



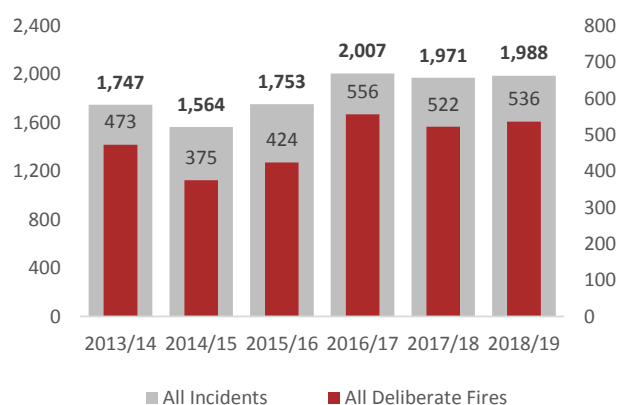
Incidents Per 10,000 Population - Ayrshire



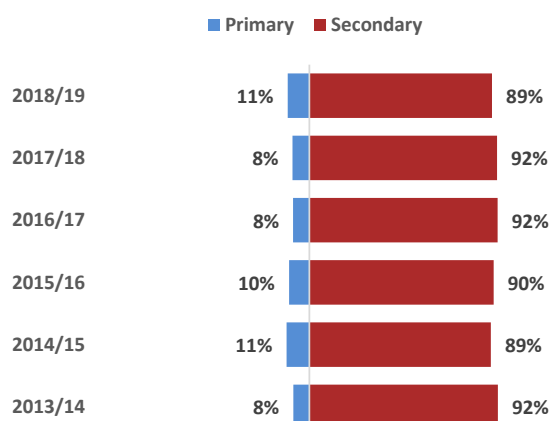
Deliberate Fires Year to Date



Deliberate Fires Compared to Operational Activity



Deliberate Fires by Classification



Secondary Fire Ratio by Activity Type



Refuse

28%



Other Secondary

72%

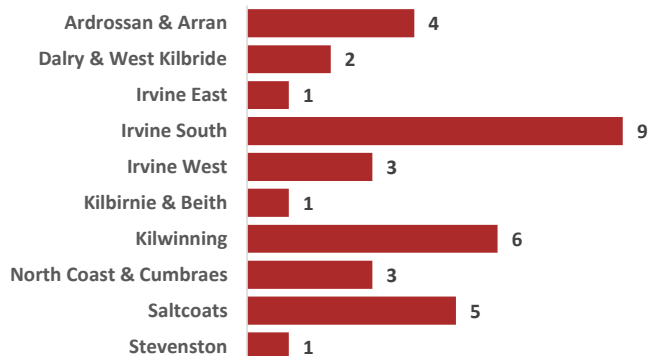
Non-Domestic Fire Safety



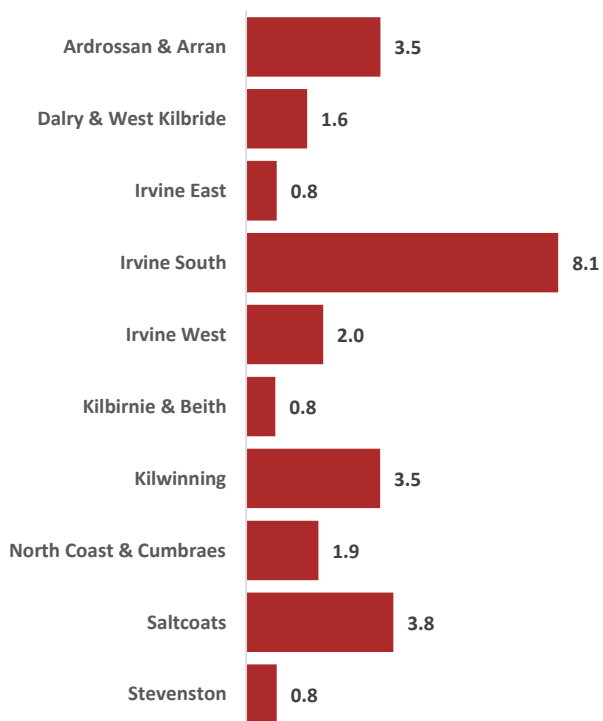
Performance Summary

Year on Year	3 Year Average	5 Year Average
9%	-4%	7%

Non-Domestic Fires by Ward Area



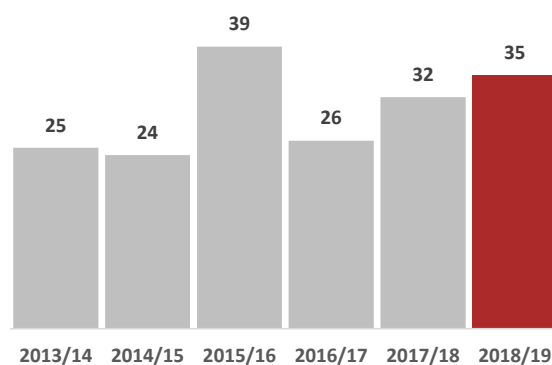
Incidents Per 10,000 Population - North Ayrshire



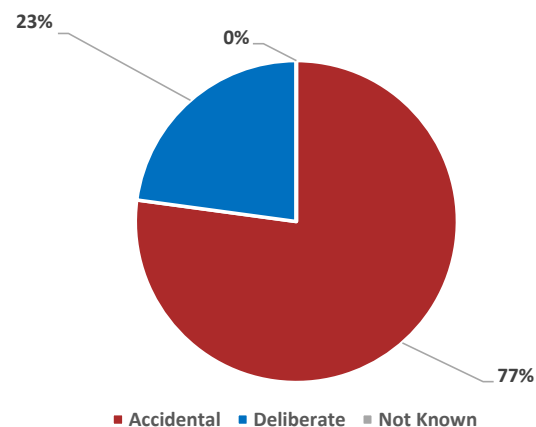
Incidents Per 10,000 Population - Ayrshire



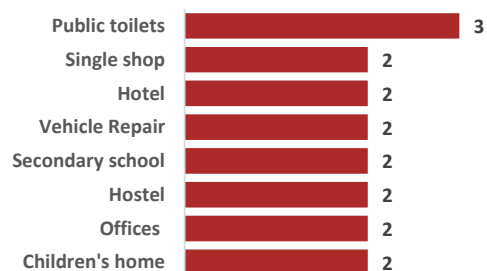
Non-Domestic Fires Year to Date



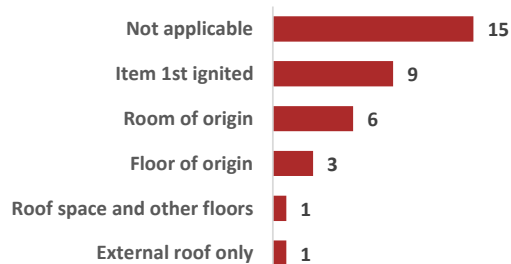
Non-Domestic Fires by Nature of Origin



Non-Domestic Fires by Premises Type



Extent of Fire Damage



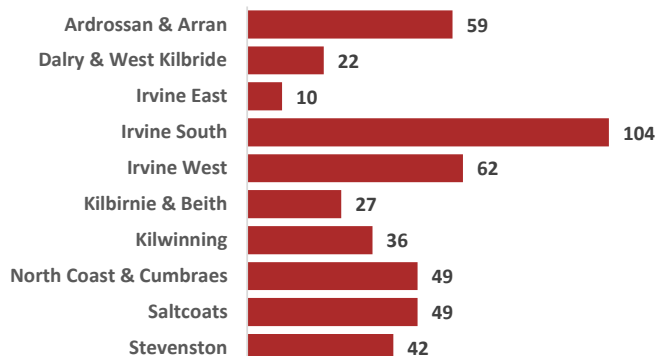
Unwanted Fire Alarm Signals



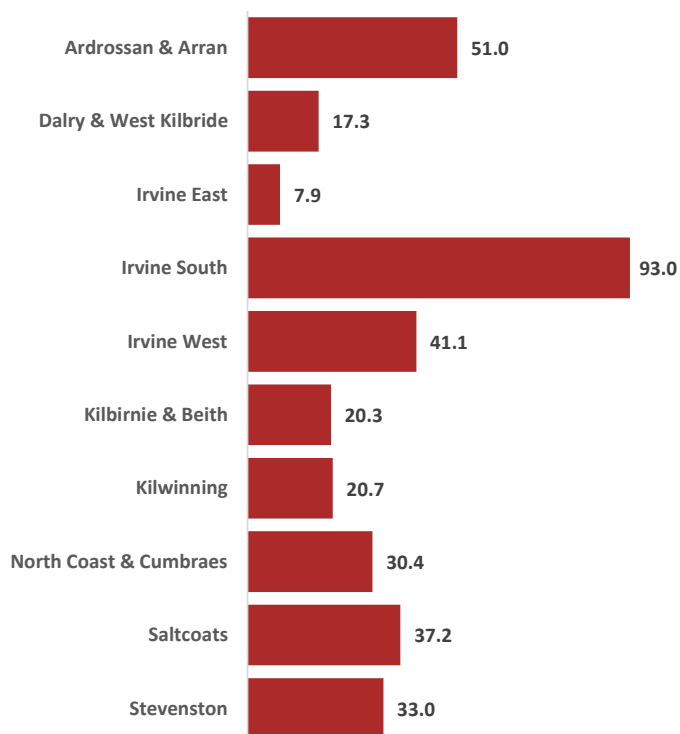
Performance Summary

Year on Year	3 Year Average	5 Year Average
▲ -4%	◆ 8%	◆ 1%

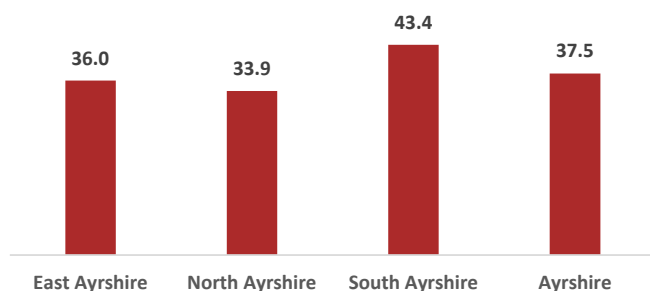
Unwanted Fire Alarms Signals by Ward Area



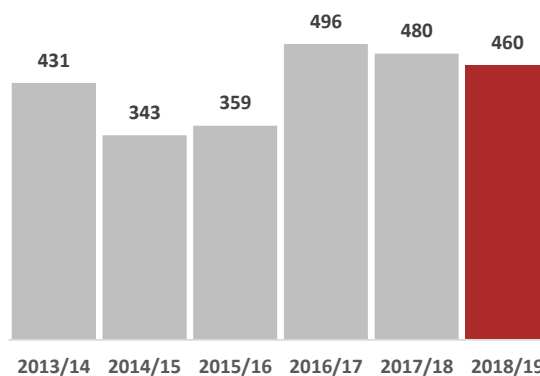
Incidents Per 10,000 Population - North Ayrshire



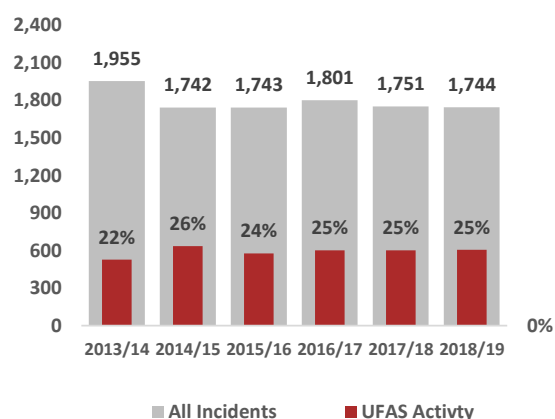
Incidents Per 10,000 Population - Ayrshire



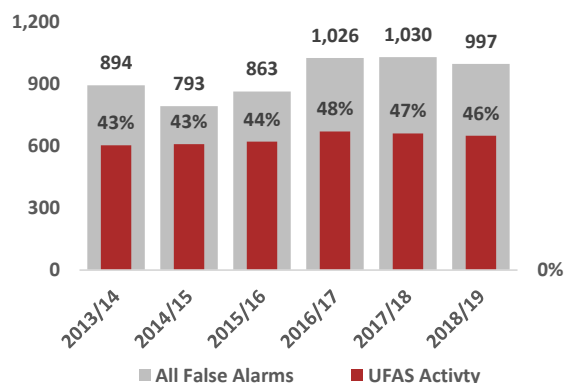
Unwanted Fire Alarm Signals Year to Date



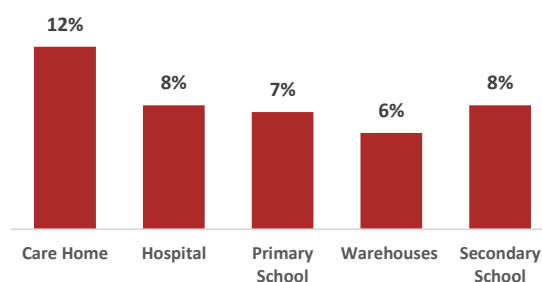
UFAS Percentage Against all Incidents



UFAS Percentage Against all False Alarms



Unwanted Fire Alarm Signals - Top 5 Premises



Home Fire Safety Visits



1224

Home Fire
Safety Visits
Carried Out

913

Smoke Detectors Fitted
During Home Fire Safety
Visits

Percentage of High Risk
Home Fire Safety Visits
Carried Out

30%

Percentage of Visits Carried Out
Following Attendance at an
Incident

28%

Fire Safety Audits



Fire Safety
Audits Carried
Out

186



New Audits

85%



Re-Audits

2%



Post Fire Audits

10%



Complaint Audits

2%



Broadly Compliant

6%



Areas of Improvement

90%



Notice of Deficiencies

3%



Enforcement Notice

0%



Prohibition Notice

0%

Retained Duty System

Appliance Availability	Mon - Fri (08:00 - 18:00)	Mon - Thu (18:00 - 08:00)	Weekend (Fri 18:00 - Mon 08:00)	Total
Ardrossan	41.89%	80.68%	73.44%	66.48%
Dreghorn	78.35%	98.31%	91.66%	89.92%
Dalry	39.60%	94.65%	87.80%	75.77%
Beith	79.86%	98.95%	97.91%	92.90%
Kilbirnie	44.31%	94.88%	95.78%	80.20%
Largs	97.51%	99.89%	98.41%	98.64%
Skelmorlie	56.93%	98.83%	84.76%	81.18%
Millport - 1	100.00%	100.00%	100.00%	100.00%
Millport - 2	51.48%	87.02%	51.02%	63.15%
Brodick	99.72%	99.36%	98.48%	99.14%
Lamlash	100.00%	100.00%	99.39%	99.77%
North Ayrshire	71.79%	95.69%	88.97%	86.10%
Ayrshire	68.58%	95.64%	88.93%	85.12%

Total Mobilisations	Total Time Deployed	No. of Personnel	Contracts
202	102:11	11	875%
369	207:26	12	950%
138	80:16	10	825%
169	101:57	11	950%
163	88:57	10	925%
194	115:18	12	925%
100	60:50	11	875%
40	46:03	13	1200%
64	35:43	8	800%
57	9:38	8	800%

Glossary of Terms

Term - What it means

ADF

Accidental Dwelling Fire

CSET

Community Safety Engagement Toolkit is a internal IT system used to record home fire safety visits and community safety activities

FSET

Fire Safety Experiential Training is a bespoke training programme developed by the Scottish Fire and Rescue Service in Ayrshire and delivered to community planning partners to raise awareness of fire safety within the domestic environment

HFSV

Home Fire Safety Visit

PDIR

Post Domestic Incident Response, a term used by Prevention and Protection Directorate to indicate actions taken following attendance at a fire or other incident in the home. PDIRs include amongst things the offer of a free follow-up home fire safety visit

Primary Fires

These include all fires in buildings, vehicles and outdoor structures or any fire involving casualties, rescues or fires attended by five or more appliances

RDS

Retained Duty System. Professional on call firefighters who may have other primary employment responsibilities outside the Fire and Rescue Service but respond to emergency calls within their local area as and when required

RTC

Road Traffic Collision

Secondary Fires

These are the majority of outdoor fires including grassland and refuse fires unless they involve casualties or rescues, property loss or fire or more appliances attend. They include fires in single derelict buildings

Special Service

Calls to incidents which are not fires or false alarms such as RTCs, rescues, flooding, incidents involving hazardous materials or the provision of assistance to other agencies

UFAS

Unwanted Fire Alarm Signals. When an automatic fire detection and alarm system is activated as a result of anything other than an actual fire the activation is classed as a false alarm. If an attendance is made to such an event by the Scottish Fire and Rescue Service, then the event is recorded as an UFAS incident



SCOTTISH
FIRE AND RESCUE SERVICE

Working together for a safer Scotland

Your Service, Your Voice

Public consultation on Transformation of the Scottish Fire and Rescue Service

An independent analysis conducted by the University of Edinburgh

Professor James Mitchell and Professor Ailsa Henderson
The Academy of Government
The University of Edinburgh



Foreword from the University of Edinburgh

The Scottish Fire and Rescue Service commissioned us in 2018 to undertake an independent analysis of the responses to the consultation 'Your Service, Your Voice.'

Overall the consultation generated 1563 responses. The majority were from individuals but a significant number of public service organisations also responded. Over 300 employees of the Scottish Fire and Rescue Service also responded to the survey. In this report the views of self-identified SFRS employees are separated out for analysis, but they also remain within the overall response numbers from individuals.

The consultation document included six core statements that summarised the key facets of the SFRS transformation proposals. Respondents were asked to state their agreement or disagreement with each. They were also encouraged to provide open ended responses to elaborate on the reasons for their opinions and their overall view of the transformation proposals.

We undertook both a quantitative and qualitative analysis of the responses, and the findings are presented in this report.

Professor James Mitchell

Professor Ailsa Henderson

The Academy of Government, The University of Edinburgh

Scottish Fire and Rescue
Your Service Your Voice, Have Your Say
Transformation Public Consultation Analysis

CONTENTS

1. Introduction	1
2. The Consultation Exercise	1
3. Consultation Survey Results	4
4. Conclusions and Discussion	15

1. Introduction

1.1 The Scottish Fire and Rescue Service (SFRS) recently undertook a public consultation exercise on its Service Transformation proposals, Your Service Your Voice, Have Your Say. The consultation document set out the rationales and drivers for the transformation of the Service and highlighted in some detail the vision for the possible future of the Service. The exercise made clear that the views of the public and SFRS stakeholders were crucial in coming to a final decision on the future transformation of the Service. The document also set out how people could respond to the consultation either via online, email or by postal options.

2. The Consultation Exercise

2.1 The SFRS Communications and Engagement Team co-ordinated the consultation exercise on behalf of the Service. Following public consultation good practice guidelines, the consultation exercise ran for 90 days from 13th February 2018 to 14th May 2018. In order to ensure a wide awareness of the exercise the Communications and Engagement Team developed a strategy for the consultation process and developed a series of communication exercises targeted at both external and internal stakeholders to maximise the awareness of the exercise and encourage as many responses as possible.

Internal Consultation

2.2 Internally the communications strategy embraced a combination of face to face sessions with staff and senior managers and a range of intra net based and direct communication exercises. To support internal communications the Communications and Engagement Team developed:

- 5 dedicated SFRS News articles
- 3 dedicated global emails
- 3 targeted video messages
- 4 iHub what's new items
- 11 dedicated Transformation what's new items

2.3 Promotion of the consultation ran in SFRS News between 8 February 2018 and 9 May 2018.

2.4 Global emails were also utilised as a mechanism to reach staff across the service. Every SFRS staff member received 3 dedicated direct mail campaigns throughout the lifecycle of the consultation. The date issued and the content are shown in the table below:

Date and Content
13 February 18 - Launch of the consultation
9 May 18 – Final countdown
23 May 18 – The next steps

2.5 A dedicated consultation page titled 'Your service...Your Voice' was launched on the transformation area of the iHub on February 13th 2018 in unison with the launch of the public consultation. This produced:

- **26,825** hits on Transformation area during the consultation period
- **91,756** hits on the 'Your Views' area in total during the consultation period
- **2,632** hits on the 'Your Service...Your Voice' page from 13 February to 14 May 2018
- Peak of **730** hits on 13 February on the consultation launch day

2.6 In addition the Communications and Engagement Team helped facilitate a series of Manager Roadshows to allow staff to engage directly in discussion about the rationales, challenges and benefits of transformation. The roadshows were delivered by the Chair of the Board, Chief Officer and Deputy Chief Officer. These 3 service-wide management road shows were delivered on the 5th, 6th and 7th February 2018. The roadshows took place in each of the three Service Delivery Areas, with Station, Group and Area Managers invited along with support staff equivalents. Members of the Strategic

Leadership Team and Deputy Assistant chief Officers (DACOs) also supported the events. In total 183 management personnel attended these sessions.

2.7 From January to May 2018 Local Senior Officers (LSOs) were encouraged to run their own sessions with staff across their areas. They delivered approximately 929 internal engagement events across all Service Delivery Areas. All stations and watches were engaged by management in relation to the consultation and transformation proposals. Some stations were visited on several occasions to maintain a healthy level of engagement.

Internal Consultation

2.8 To ensure the wider public and external stakeholders were encouraged to participate the Communications and Engagement Team made wide use of the SFRS website and the general news media to draw attention to the exercise.

2.9 A dedicated 'Transformation' area was published on the website on 29 September 2017. This area replicated the information available to staff to give our external stakeholders and the public access to all information available on the SFRS transformation proposals.

- **404,410** page views of the home page of website occurred during the consultation period
- **40,923** page views of the transformation page occurred from 29 September 2017 until 14 May 2018.
- **24,459** pages views of the transformation page occurred during the consultation period
- **2,681** page views to the Consultation area (visitors accessing the 'Consultation' section from the home page of website) occurred during the consultation period
- **6,810** pages views to 'Your Service Your Voice' page (visitors accessing the 'Your Service Your Voice' page from the Transformation area) occurred during the consultation period

2.10 In addition to the online support activities the SFRS undertook a range of external corporate engagements, these included:

- **Meetings at senior level with all four Opposition parties in the Scottish Parliament.**
- **23 individual MSPs were met in their local constituency capacity**
- **All four Opposition justice spokespeople were met with**

2.11 LSOs and their management teams were also encouraged and supported in undertaking external engagement exercises. In total 165 external engagements across all Service Delivery Areas (SDAs) were conducted between January and May 2018. These included a variety of stakeholders, including but not limited to, Local Authorities; individual elected members; local MSPs and MPs; local Scrutiny Boards; Health & Social Care Partners and Community Planning Groups. Across the 3 Service Delivery Areas the following external engagement activities took place:

Service Delivery Area	No.of Engagements
North	38
East	58
West	69

2.12 To ensure wide public engagement the Communications and Engagement team promoted the consultation exercise throughout the broadcast and written media. This resulted in:

- **14 newspaper features on the consultation exercise**
- **442 column inches of coverage of the consultation exercise**
- **23 pages dedicated to coverage of the consultation exercise**
- **Four front pages featuring the consultation exercise**

2.13 Lastly the Communications and Engagement Team made extensive use of Social Media through a variety of channels to draw attention to the consultation exercise. This resulted in:

- 101 posts relating to transformation
- 1,042,085 impressions
- 121,128 clicks
- 45,507 video views
- 3 public vox pop campaigns

2.14 The formal consultation document offered respondents 6 core statements against which they were asked to agree/ disagree/ offer no opinion. They were also offered open ended response options to elaborate on the reasons for their opinions and their overall view of Service transformation.

2.15 Overall the exercise generated in 1563 responses. The majority of responses were from individuals but a significant number of SFRS public service partners responded to the exercise. The consultation did not ask questions about gender, age, location or occupation and so it is difficult for us whether the sample is representative of the Scottish population. The breakdown of the responses was as follows:

Type of Response	No.	% of overall responses
Individual	1426	91.23
Organisation	137	8.77

3. Consultation Survey Results

3.1 All consultation respondents were asked 'Do you agree with the Scottish Fire and Rescue Service overall vision for Transformation'. This resulted in an overall majority of respondents backing the proposals.

Do you agree with the Scottish Fire and Rescue Service overall vision for Transformation?	Yes	No
	52%	48%

In addition the 6 core statements set out in the consultation document were analysed and the following level of agreement and disagreement was evident.

3.2 Table 1 indicates the general agreement with the 6 core statements. The first number indicates the total percentage agreeing, while the number in parentheses lists the percent agreement after those with no opinion have been removed (i.e. the valid percent).

3.3 The results show a clear support for the use of up-to-date technology, as well as for training and improved remuneration for firefighters linked to progressing with transformation. There is less support for changes to the operating model including changing the station footprint, reducing the burden on other public services and the introduction of more flexible crewing arrangements. Of those offering an opinion, a majority disagreed with reducing the burden and the introduction of flexible crewing.

Table 1: Agreement with core statements

	Agree	Disagree	No Opinion
Latest technology should be used where possible to improve firefighter and public safety.	94 (97)	3 (3)	2
Firefighters should be trained and equipped to meet the new and emerging risks Scotland faces.	87 (89)	11 (11)	2
Firefighters should be rewarded for taking on an expanded role, and in accordance with the risks they take.	85 (88)	11 (12)	4
I trust the Scottish fire and rescue services to change its operating model – including station footprint – in ways that are safe for Scotland.	46 (50)	45 (50)	9
Firefighters could be trained to take on roles that would reduce the burden on other public services.	44 (47)	50 (53)	6
A more flexible approach to crewing during the late evening and early morning hours would allow firefighters to do more during the day when demand is higher.	38 (44)	49 (56)	13

Table 2: Differences by type of respondent (% agree after 'no opinion' removed)

	Individuals (% Agree)	Organisations (% Agree)	SFRS Employees (% Agree)
Latest technology should be used where possible to improve firefighter and public safety.	96	99	98
Firefighters should be trained and equipped to meet the new and emerging risks Scotland faces.	89	95	95
Firefighters should be rewarded for taking on an expanded role, and in accordance with the risks they take.	89	95	96
I trust the Scottish fire and rescue services to change its operating model – including station footprint – in ways that are safe for Scotland.	47	91	75
Firefighters could be trained to take on roles that would reduce the burden on other public services.	44	77	75
A more flexible approach to crewing during the late evening and early morning hours would allow firefighters to do more during the day when demand is higher.	40	78	68
n	1426	137	313

3.4 In Table 2 we are able to disaggregate the results by type of respondent. There were 137 responses from those who indicated that they were responding on behalf of an organisation. In addition there were 313 SFRS employees. Some of these indicated that they were responding on behalf of an organisation (SFRS), or indicated that they were individuals but listed their organisation as SFRS. Others used a valid SFRS email to respond to the consultation. As a result the SFRS employees can appear in either the individual and organisation columns and so we have left them in twice.

In addition, by their responses to the comments section it appears that there were SFRS employees who did not identify as such in the questionnaire.

The SFRS column therefore likely underestimates responses from SFRS employees. In Table 2, anyone indicating that they were responding as an individual, whether SFRS employees or not, is listed in the first column.

As we can see above, there is support across the three categories of respondents for the first three statements (and in each case support among organisations and SFRS employees is highest). There are marked decreases in support for the last three statements, as highlighted in table 1, and table 2 shows that the drop in support is particularly apparent among individuals but less so among organisations.

3.5 Table 3 reflects **agreement** with five of the consultation statements according to whether one trusts the SFRS to change its operating model. The first number indicates the total number of respondents agreeing, while the number in parentheses lists the percent agreeing. The percentages reflect the proportion of responses to the question agreeing with the statement. If people skipped the question or indicated 'no opinion' these respondents are stripped from the sample. As the column headings indicate, different numbers of individuals responded to each question, which is why, for example, 55 SFRS responses agreeing to statements 1 and 2 result in different %s agreeing and why 67 agreements to statement 2 results in a higher percentage agreement than 80 responses agreement to statement 1.

3.6 It would appear that whether an individual trusts the SFRS to change its operating model is related to attitudes to the other statements. Among those who trusted the SFRS, there was considerably greater support for flexible crewing and partnership with other public services. Organisations took a particularly dim view of flexibility if they didn't express trust the SFRS (or vice versa, obviously).

Table 3: How trust in SFRS relates to other attitudes to reform (cells are numbers of respondents, with column % in parentheses)

	Trust the SFRS to change its operating model					
	SFRS Employees		Individuals (non SFRS)		Organisations (non SFRS)	
	No N=68	Yes N=205	No N=616	Yes N=426	No N=10	Yes N=82
Firefighters should be trained and equipped to meet the new and emerging risks Scotland faces.	55 (83%)*	202 (99%)	474 (79%)	419 (98%)	8 (80%)	80 (98%)
Firefighters should be rewarded for taking on an expanded role, and in accordance with the risks they take.	55 (86%)	200 (99%)	493 (82%)	384 (91%)	9 (90%)	67 (99%)
Latest technology should be used where possible to improve firefighter and public safety.	62 (93%)	205 (100%)	564 (93%)	422 (99%)	10 (100%)	81 (100%)
Firefighters could be trained to take on roles that would reduce the burden on other public services.	19 (28%)	171 (93%)	83 (14%)	294 (73%)	1 (11%)	67 (84%)
A more flexible approach to crewing during the late evening and early morning hours would allow firefighters to do more during the day when demand is higher.	5 (9%)	153 (89%)	60 (10%)	270 (72%)	0 (0%)	68 (87%)

Qualitative Consultation Comments

3.7 In addition to closed-ended questions, the consultation provided open-ended questions in which respondents could outline, in their own words, how they felt about the transformation. The following sections identify the main themes in responses by type of respondent.

Responses from organisations

3.8 There were 85 responses from organisations that were not SFRS (analysed separately). This included one duplicate entry and 7 where the individuals did not list the organisation they were representing as well as:

Local authorities	19
Community councils	
NHS regional boards	8
Scottish Ambulance Service	5 ¹
Fire and Rescue services out with Scotland	4

The remainder include other community organisations (e.g. health and social care partnerships, adult and child protection committees, community and safety and resilience board) as well as national bodies (Police Scotland, Scottish Environment and Protection Agency). The discussion of findings below attributes views to particular organisations to provide an understanding of the depth and breadth of views on certain issues.

¹ There were five 'organisational' responses from the Scottish Ambulance Service, one of which appears to be the official SAS response.

Main benefits of SFRS Transformation

3.9 Responses were generally positive. They highlighted:

- Increased focus on prevention, which was seen as a way of protecting individuals and heading off more expensive problems for other public services (including the NHS).
- Adapting to new risks (e.g. terrorism, weather, and aging population but also financial challenges) which warranted updated training and technology.
- Flexibility and partnership, which was seen as more efficient, making communities – especially rural communities - more safe, and seen as a way of adapting to changed risks as well as furthering partnerships with communities themselves.

3.10 Despite the generally positive view there were some caveats, namely that regional situations should be reflected in the national approach (Comhairle nan Eilean Siar), a need for more dialogue with SFRS and their trade unions (Dundee City Council) and a need to consider governance structures and resourcing (Scottish Ambulance Service). With respect to partnership there were queries about whether this would map onto existing 'pinch points for SAS/ health/social care' (also SAS).

3.11 Many explicitly said they did not feel it was appropriate to comment on pay. Others said in principle rewarding staff for these changes is fine but 'enhanced payment for these roles needs to be carefully balanced against capacity, level of responsibility and any latent capacity' (Cumbria FRS)

3.12 Not every organisation was supportive.

There were suggestions that the SFRS should stick to responding to fires. This was portrayed as better for safety (in that SFRS staff could not be as well trained as SAS employees or would make poor first responders) as well as a way of protecting others' jobs. Responses to the consultation from those saying they were responding on behalf of the Scottish Ambulance Service were perhaps the most negative. These comments, while listed as responses on behalf of an organisation, appear to be from individuals employed by the SAS rather than the Scottish Ambulance Service official response to the consultation (which was broadly positive and identifies useful caveats). They are also the exception to a general trend of support for a focus on prevention, efficiency and partnership.

'Stop trying to justify your jobs by taking other people's' (SAS)

'You hardly respond to enough emergencies to warrant a massive hike in pay' (SAS)

Why

3.14 Many respondents noted that the main reason to support Transformation was the **changing world**, which presented risks as well as a changed financial situation. In this respect, greater coordination across other public services was seen as a way of coping with underfunding of other services. There was considerable concern, however, that this would further enable:

'Shortfalls in other public services'

'The fire service should not be picking up the slack or deficiencies of other emergency services' (no organisation named)

3.15 It was also feared, however, that SFRS expansion into new roles would in the long run lead to reduced funding for services as a whole and other services in particular. Or, as one submission states:

'The motivation for firefighters to take on additional roles ... should not be about reducing the burden on other public services, but rather supporting and complementing the wider prevention landscape' (Scottish Community Safety Network)

3.16 There were specific concerns that increasing partnership could be:

'Papering over cracks in the ambulance service which needs proper investment (Councillor for Wishaw Ward)

Priorities

3.17 Most respondents indicated that the single most important thing about SFRS is the **ability to save lives in emergency situations** and mentioned specifically a speedy and reliable response to fires. Others mentioned safety but emphasised that this included the safety of firefighters as well as the public. Still others highlighted rural and vulnerable communities in particular. Limiting damage to property was mentioned less often. Others chose to mention that the most important thing was relations with communities:

'Maintaining public confidence' (North Berwick Community Council)

'Engagement with the community' (Shetland Community Safety and Resilience Board)

Shouldn't do

3.18 There were concerns about the **risk to the good reputation** of the SFRS if it overextends, particularly in terms of first response to medical emergencies. This was phrased as a possible risk to public **safety** (first responders but without means to transport people to hospital), but also in terms of losing sight of priorities (shouldn't be repairing homes). The complexity of medical response in particular was highlighted.

3.19 Other respondents said the SFRS shouldn't reduce personnel, or presence in communities (or, for some, shouldn't do so without extensive consultation). There were particular concerns for rural areas and calls (as above) for regional realities to be treated differently.

3.20 There were calls for transformation to be **evidence-led**, including trials in terms of extending services as well as research to see if certain interventions have any positive impact and if not, should be:

'Sufficiently bold to' stop (Stewartry Community Safety Forum)

3.21 Some offered to take part in pilots of greater flexibility and partnership. There were also specific concerns re smaller appliances which, if not used in a purely supplementary role, might not offer full capacity to respond.

3.22 Most organisations indicated that they were **supportive**. Some provided specific examples of how the transformation could dovetail with other initiatives (e.g. single authority plans in islands, community rooms in firehouses as trialled in England). Others called for more info before they would comment (e.g. re staffing, impact on vehicle size and type on response times) as well as for more research, including an external survey.

3.23 With respect to the **impact of the transformation on firefighters**, there were concerns about pre-existing problems with staff motivation, legacy terms and conditions and their impact on pay as well as the training and time commitments for retained staff or those with other employment.

3.24 Moving forward, the success of the transformation was seen to depend on the level of **engagement** with possible partners and local communities. This should be seen to include not just blue light services and other stakeholders, but also local communities and, in particular, young people.

3.25 Throughout the responses, **rural communities** were perceived to be particularly vulnerable to closure and understaffing and therefore with most to benefit from flexibility. There was some concern, though, about the availability of recruits in rural areas, and in particular with the training requirements for enhanced roles which should be managed in such a way so as not to put off possible retained firefighters (Orkney Islands Council).

Responses from the public

Priorities

3.26 When asked about the 'single thing most important to you about the SFRS', most individual respondents mentioned responding to fires quickly and saving lives. This was seen as SFRS core business and was a nearly universally-held view. It was recognised that this required sufficient personnel, training, equipment and local coverage to ensure the public's safety as well as the safety of firefighters, with many references to fast responses, 24/7 coverage 365 days a year. Much commentary raised the implications of reform to this central role with broadly three categories of responses:

1. Some felt the SFRS role should be limited to fighting fires;
2. Others felt the role could be expanded but only if sufficient training was offered and there was no drop in service for firefighting or funding for other core services;
3. Others welcomed the change though this was the smallest group.

3.27 A number of respondents mentioned the service's reputation for competence and professionalism and linked this to concerns that this might be diluted by any changes,

The fire service should be allowed to do the job what it was set up to do without being asked to be a general dogsbody for other organisation in times of supposedly financial restrictions.

Shouldn't do

3.28 There were a number of comments on the importance of fire stations to the local community which was perceived to be particularly important for recruiting retained SFRS officers. This was also the context within which respondents emphasised that a single solution for Scotland might not work. Centralisation that ignored local realities, was perceived as unfair and unlikely to succeed. This was, in turn, linked to concerns that the loss of local stations might reduce community cohesion and create difficulties in recruiting retained firefighters.

3.29 Concern was expressed about some key changes: medical responsibilities; cutting personnel, stations or shift patterns; and centralisation. There was a particularly strong view that medical emergencies should not be the responsibility of firefighters. Those responding tended to offer one (or more) of four main reasons for their opposition:

1. SFRS service staff are not trained to equivalent level of paramedics and might put public at risk:

'Paramedics and Ambulance Technicians are highly skilled professional clinicians who practice evidence based healthcare, they are the only emergency service personnel who have the appropriate knowledge to be responsible for any clinical decision making.'

'Having experienced several FRS 'medical jobs' I wouldn't want any of you near my family unless you were bringing a shock box and an ambulance was 2 minutes behind you.'

2. Responding to medical emergencies would tie up personnel and appliances needed for fires:

'When I need a fire appliance I get a fully staffed and readily available one. Not one from a neighbouring area that takes longer because my closest one is stuck at a medical incident waiting for an ambulance.'

'Who is attending fires when the Fire Service are attending Ambulance and local authority calls? Very worried about this.'

3. Adding medical responsibilities would enable governments to continue to underfund public services such as the NHS and Scottish Ambulance Service

'The SFRS should not be used to prop up a stretched, under staffed and underfunded Scottish Ambulance Service and social care.'

4. Covering services offered by other blue light services would make it harder for them to receive increased budgets and personnel.

'I would rather see public money being spent on an increase in paramedics with improved methods of getting to patients, than this.'

'The NHS is on its knees. Spend the cash there instead.'

Attitudes to Transformation

3.30 Members of the public offered slightly different responses to those of organisations. There was considerably more cynicism from members of the public about expanding the role of firefighters in what is perceived to be a bid to shore up other underfunded services and less tolerance for change. Many called for sufficient funding and fast responses from both the fire service and ambulance service

'A fire service propping up an ambulance service won't work. A properly funded fire service and properly funded ambulance service is the answer.'

3.31 The responses suggest a more risk averse public, markedly less open to change than those responding on behalf of organisations, or more concerned about the consequences of transformation to themselves, their families and local communities. In general, there was less attention in responses from the public to possible improvements that could be made (to pay, to morale) than to retaining what is perceived to be a competent and professional service with a good reputation and good local coverage.

3.32 There were also specific concern about particular stations. Some respondents were not opposed to transformation as such, but concerned about the process by which it might be implemented, including the speed of change and perceived lack of evidence and lack of consultation with employees.

3.33 Some concerns were expressed regarding the boundaries of the new roles of SFRS which would cause confusion with the public and could damage SFRS reputation.

'I don't see the fire service as the answer to every problem that is present in modern day society. Otherwise, our list of 'new duties' will be pretty much endless. What's next? Ploughs on the front of the fire engines to clear the snow from the roads?'

'I agree with medical, environmental and terror response. I also agree with falls assessment and prevention work, as I believe this ties in the core roles of a firefighter and the prevention role they undertake. I do not believe it is the role of a firefighter to bail out other underfunded public services and there should be a definitive agreement as to what additional work they will undertake, not a blank canvas.'

3.34 Concern is expressed that the transformation is a smokescreen for cuts and that this consultation will have no impact on the proposals:

'Anyways we all know you are going to do what you want to do and none of this survey even matters its just like any other service you will do what benefits you.'

'This is just a smokescreen isn't it you aren't going to take any of what anybody says on board and you're just going to railroad whatever plans you have to save money, cut jobs and put the community at risk.'

3.35 Many respondents called for additional consultation once more is known about the transformation plan. There was a mixed view on whether involving the union more or less would be fruitful. A minority of respondents saw transformation as an opportunity but it must be noted that these were in the minority:

'This is a once in a lifetime opportunity to really change the fire and rescue service to benefit the people of Scotland. This is an exciting time for the service and all those involved. Let's not look back and say we wish we had done this or that.'

3.36 Many respondents expressed concern about low pay and morale in the service but the majority view seems to be that the high reputation of the SFRS is something that is warranted and should be protected. There are concerns that transformation might put this at risk, particularly if changes happen too quickly, without sufficient consultation or training for the employees.

Responses from SFRS employees

3.37 In common with organisations and other individual responses, SFRS employees were very positive in response to questions on technology, training, and an expanded role for the service. In their qualitative comments there was considerably less support amongst SFRS employees when it came to trust in the SFRS, reducing the burden on other public services and adopting a more flexible approach. Behind these raw figures, a variety of views and concerns are evident in the written commentary.

Overall Vision of Transformation

3.38 The overall vision is broadly supported by SFRS staff.

'It will give the people of Scotland a better service in the way that the cardiac rest will be treated fast and the hope more people will survive.'

'Save more life by providing that immediate cpr that's needed before the ambulance arrives.'

'More appropriate response to modern day incidents and potential for improved cover in rural areas.'

'The main benefits will be a more robust modal fit for modern day responses. This allowing us to deliver a public service that's fit for a modern day Scotland.'

'I agree that the SFR service needs to keep modifying in order to prepare for ever changing risks and variety of tasks that we now face.'

'The Fire Service are useless if you can not transport a critically ill patient to Hospital and need to sit for Hours waiting on an Ambulance. As a member of the public, a father of two, a husband and a retained fire fighter I can see all aspects of the transformation being a positive one. As we live in a very rural and remote part of the Highlands we are fully aware of the geography with poor ambulance and hospital care provided.'

3.39 Notwithstanding this support, anxiety exists around the precise nature and parameters of change. A main concern, where concern was expressed, relates to the perceived lack of information.

'This is such a major reform it would require more discussion with personnel at grassroots level... I can't make a decision on the information provided so far and need more!'

'I do not feel that enough communication with regards to the future role, investment and commitment to CRUs.'

'You state that you want Firefighters to do more during the day when demand is higher. Do more what?'

'I would like more details on what the plans and vision would be before moving forward.'

Trust in SFRS

3.40 Related to this are comments challenging statements made and statistics provided by senior management. This appears to reflect distrust. There was some doubt cast on the interpretation of data on changing risks. There were a number of comments which either disputed the numbers of fires at night or maintained that the data misrepresented the nature of risk. Where distrust exists, it often appears to relate to perceptions of statistics used making the case for reform. Respondents appear to be seeking more information on the evidence base for transformation

'It is disheartening to hear ... say things like the service is stuck on a 1940s operating model and that the fire service now needs to adapt having not changed in a long time. This is simply not true.'

'The statement saying 'risks have changed' is false as the risks have remained the same, but other risks have become more prevalent in recent years.'

'According to statistics there is a higher rate of fire deaths at night.'

'Your night time fire statistics range from 11pm to 7am. To me this is misleading as night time by definition is the time after the sun has set.... I can't help but feel the ties used is a way to alter the figures to suit the transformation agenda.'

'With regards to trust of SFRS, yes i trust their intent and aim to serve the communities of Scotland however there still appears to be a gap between SFRS and Rep bodies and information both are releasing.'

'Reducing services at night and early mornings are concerning, unless there are statistics to prove that these times do not require services.'

'RDS service. Improvement of equipment and training.'

3.41 A range of attitudes are discernible from the written comments on the reforms to the operating model. While there was strong support for change, where concern existed it focused on the fear that the core of the core activities might be diluted with the changing role in the operating model proposed.

'The SFRS already carry out a broad range of roles within communities and therefore personnel should be rewarded for these roles already being carried out. They should not be utilised to cover up deficiencies within other emergency services and council departments.'

'I feel that it will dilute down the skill sets of fire and rescue personnel, and not in a good way.'

'Putting firefighters into roles not associated with the fire service (tackling antisocial behaviour, domestic abuse, slips trips and falls, reoffenders etc) isn't putting the core duties of a firefighter to best use. Surely with continual training in core duties (traditional fire service roles) should be the pinnacle of the fire service as it stands ever ready for incidents.'

'...detrimental to the service if the proposed changes take place, I think the service should expand its role for emergencies such as weather, terrorism, emergency medical but not into social care or normal medical requirements. With the number of cuts to Appliances, Stations, and Staffing levels the current management have made it has left the service very vulnerable to cope with major incidents.'

'A fire service should not be diluted to also be a social care service when this service is already provided by a private company.'

'I totally disagree that the fire service e should be moving into the social care role. I don't believe that is what the vast majority signed up for when they joined the fire service.'

'I agree that the service requires to change to cope with modern life and technology but strongly disagree that Firefighters should become involve with other services work.'

'I agree whole heartedly with taking on further roles, operationally. I don't agree with expanding into the social care of the community, I feel there are far more qualified and capable 'professionals' that should deal with this side of community care, not operational fire fighters.'

'Assisting someone who has had a heart attack is one thing, but being sent to other medical emergencies where we can do no more than the patients neighbour can till the ambulance turns up is a waste of resource.'

3.42 There also appears to be a perceived lack of clarity on which new or expanded roles will be taken on by SFRS, which suggests that, moving forward, reassurances about appropriate recompense, training, facilities and support to be required would be welcomed.

'I don't know enough about the change in the operating model to provide an opinion.'

'I personally feel quite excited by the thought of helping out at more incidents and making the difference to the community. But, I have little confidence in some of my crew members, who doubt the process and I know will be very 'stand offish' and not become involved with the care given.'

'Will the Fire service only respond to ambulance calls if it is a cardiac arrest like you say? Where will their new remit stop?'

Operating Model: Key Observations

3.43 In short, views range from strong support for reforms through to strong opposition but there are various views between these two positions.

'I trust the Scottish Fire and Rescue Service to change its operating model – including station footprint - in ways that are safe for Scotland.'

'Operating Model - This would target resources in the right places at the right time providing improving people outcomes. The change to the operating model would also assist Scottish Fire and Rescue Service target the Performance Indicators that are currently challenging.'

'I see this new operating model as a great step forward for the fire service and public safety.'

'Medical response in rural areas is a must.'

'I do not agree with SFRS taking on more of the duties of other public sector/emergency services.'

'I do not agree that firefighters should be trained to take on 'new and emerging risks' if this includes terrorist attacks. This should be the role of the police and military services.'

'Trained and Equipped - It is essential that staff are trained to, and maintained at, a competent level for the tasks that they may have to undertake.'

'Historically the operating model has changed so many times that I can only imagine this will keep happening.'

'...allow RDS personnel to fully use the limited training time and tailor training to risks in area.'

3.44 These variations in view may need to be investigated further. It is clear that opposition to some reforms may be dependent on interpretation of the reforms and/or that some aspect of the proposed reforms is supported while other aspects are opposed. The survey does not lend itself to sufficient robust data to evaluate this but there is sufficient evidence that more research is required.

Opposition to changing roles refer to particular roles with strongest opposition to SFRS taking on what some refer to as social care/social work/social service work while being willing to consider some aspects more directly related to existing roles. There appears to be some confusion as to the precise nature of what is proposed, with opposition to any diminution of the core activities and current roles of the SFRS.

There are fears that this exercise is simply about a mixture of plugging (potential or existing) gaps in other services, only about saving money, and a view that reforms will make the service a Jack of all trades and master of none.

These are important distinctions which emerge from the written comments that require further study.

4. Conclusions and Discussion

4.1 There is overwhelming support for retaining SFRS's **core of core** activities focused on public protection and that this should be protected with nothing done that would undermine this work.

4.2 There is general agreement on three of the core statements drawn from the consultation exercise: using latest technology to improve firefighting and public safety; firefighters should be trained and equipped to meet new and emerging risks; and firefighters should be rewarded for taking on an expanded role according to risks involved.

4.3 There is less agreement on the other three core statements: trust in SFRS to change its operating model; firefighters could be trained to take on roles to reduce the burden on other public services; and a more flexible approach to crewing during evenings and early morning hours would allow the service to tackle demands when demand is higher.

4.4 The lack of trust where it exists is related to negative perceptions regarding training and flexibility. There is a need to allay concerns that the core activity of saving lives in emergency situations, seen as the most important service provided by SFRS almost universally, might be diluted through reform.

4.5 Perceptions of reform varied across stakeholders and consideration might be given as to whether greater engagement with targeted organisations is required e.g. Scottish Ambulance Service.

4.6 The public are markedly less confident about the transformation than others, particularly about SFRS involvement in medical emergencies

4.7 At least some of the negative perceptions of reform relate to possible misperceptions of what is involved in reform. Greater clarity and more communication on the nature and extent of reform may be required.

4.8 There appears to be some evidence, though requiring further research for confirmation, that there may be a geographical dimension to different attitudes with more rural/Highlands and Islands respondents more willing to embrace the full range of reforms than others in urban and some of small town Scotland.

4.9 Evidence from within the service suggests a diversity of attitudes but the data make it difficult to identify with confidence where most concerns are to be found. There are indications that there may be a geographical dimension to this diversity of views with officers in some sparsely populated areas more positive about reform. More research on this, followed by more engagement may be required.



firescotland.gov.uk

North Ayrshire Performance Summary Report

Reporting Period: 1 Apr - 31 Dec 2018 *

Agenda Item 4.2



**POLICE
SCOTLAND**
Keeping people safe

Total Crime



1.5%



9,001 crimes

Incidents
Recorded

1.8%



34,001

Common Assault

7.2%



1097

Overall Dishonesty

4.8%



2099

Domestic Abuse

3.1%



809

Overall Violent
Crime

7.6%



1204

Sexual Crime

33.3%



232

Road Traffic
Casualties

18.8%



125

Disorder
Complaints

1.8%



5183

Missing People

21.4%



324

Counter Terrorism



The threat level from INTERNATIONAL
TERRORISM remains at SEVERE meaning an attack
is highly likely.

Housebreaking

4.8%



262

*All data provided is for the period 1 April - 31 Dec 2018 unless otherwise stated. All statistics are provisional and should be treated as management information. All data have been extracted from Police Scotland internal systems and are correct as at 31/12/18

North Ayrshire

Performance Summary Report

Reporting Period: 1 Apr 18 to 31 Dec 18



SECTION	PAGE NUMBER
Introduction	2
Executive Summary	3
Demand Analysis	4
Domestic Abuse	4
Hate Crime	5
Violence, Disorder & Antisocial Behaviour	6
Serious Organised Crime	7
Terrorism and Domestic Extremism	7
Protecting People at Risk of Harm	7
Road Safety & Road Crime	8
Public Confidence - Complaints & Allegations	9
Housebreaking	10

Introduction

I am pleased to present this report to the Police Fire and Rescue Committee for its information and consideration.





Please note that all data included in this report are management information and not official statistics.

All data are sourced from Police Scotland internal systems and are correct as of date of publication.

Unless stated otherwise numerical comparisons are to the same period in the previous year to date.

NORTH AYRSHIRE POLICING PRIORITIES 2018-2021

- 1 Drug dealing and misuse
- 2 Violence, disorder and antisocial behaviour
- 3 Dishonesty
- 4 Road Safety
- 5 Protecting People At Risk Of Harm

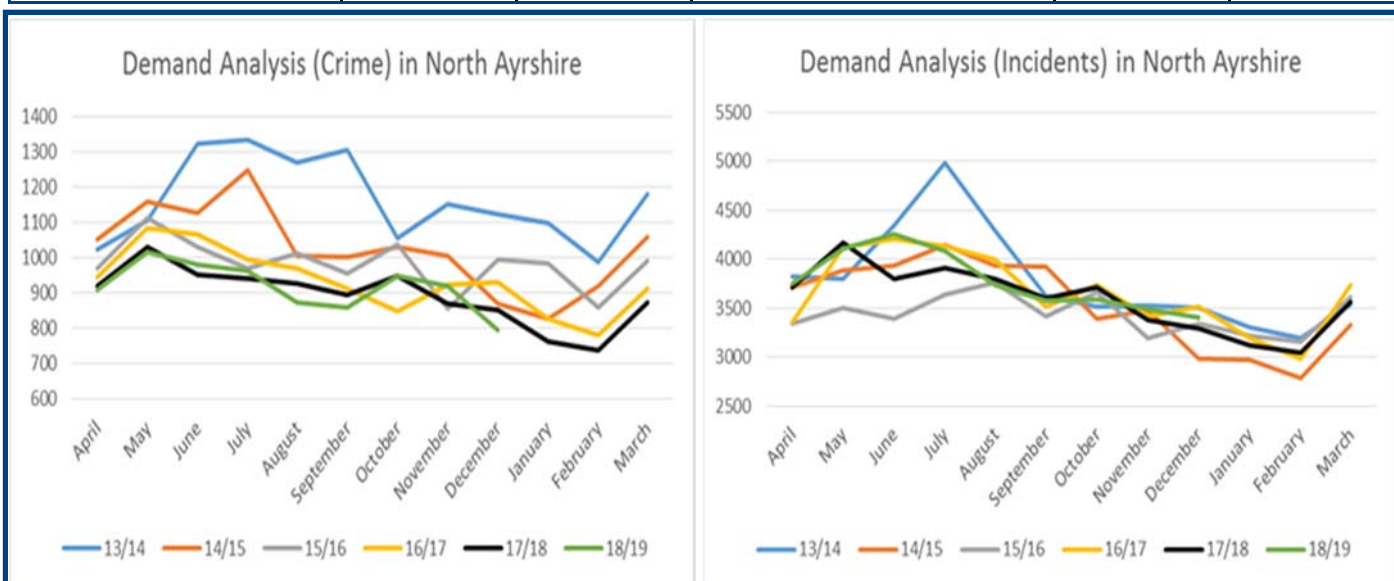
PRIORITY AREA	EXECUTIVE SUMMARY
Drug supply and misuse 	<p>Serious and organised crime, including drugs supply continue to improve on a Pan Ayrshire basis. The levels of recorded drugs supply/offences in North Ayrshire has reduced.</p>
Violence, Disorder & ASB 	<p>This is an area of strong partnership activity and engagement resulting in reducing levels of anti social behaviour.</p>
Dishonesty 	<p>For the first time since we have moved to a single force crimes of housebreaking have started to show an increase, although remains significantly below the 5 year average.</p>
Road Safety 	<p>Causalities on the roads continue to reduce whilst detection for drink driving are at a record high.</p>

POLICE SCOTLAND'S POLICING PRIORITIES 2018-19

- 1 Violence, disorder and antisocial behaviour
- 2 Serious Organised Crime
- 3 Counter Terrorism and Domestic Extremism
- 4 Protecting People at Risk of Harm
- 5 Road Safety and Road Crime
- 6 Acquisitive Crime

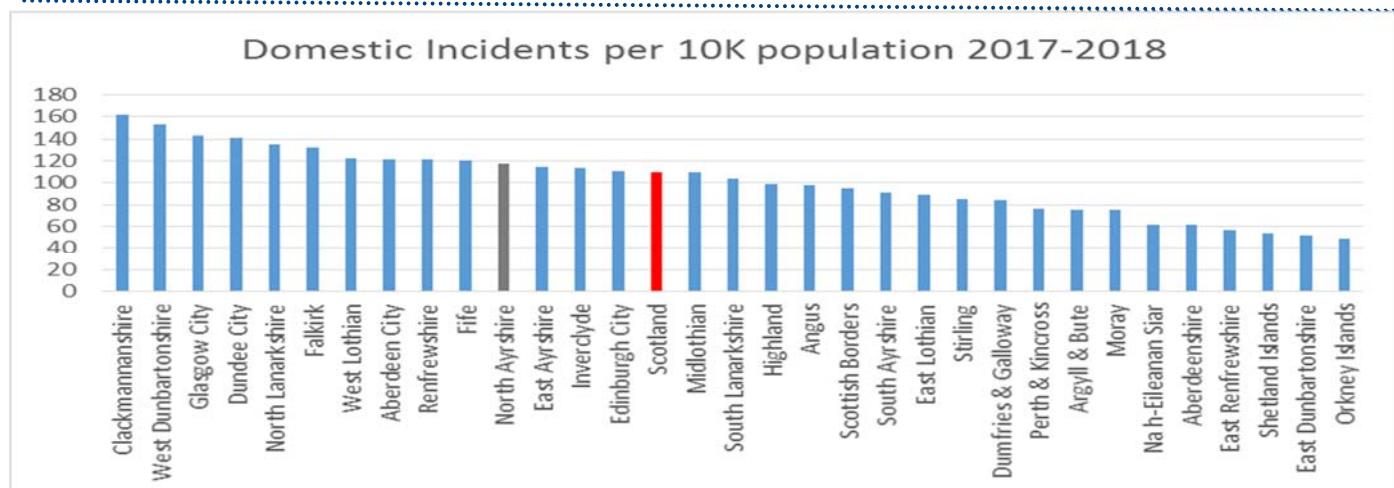
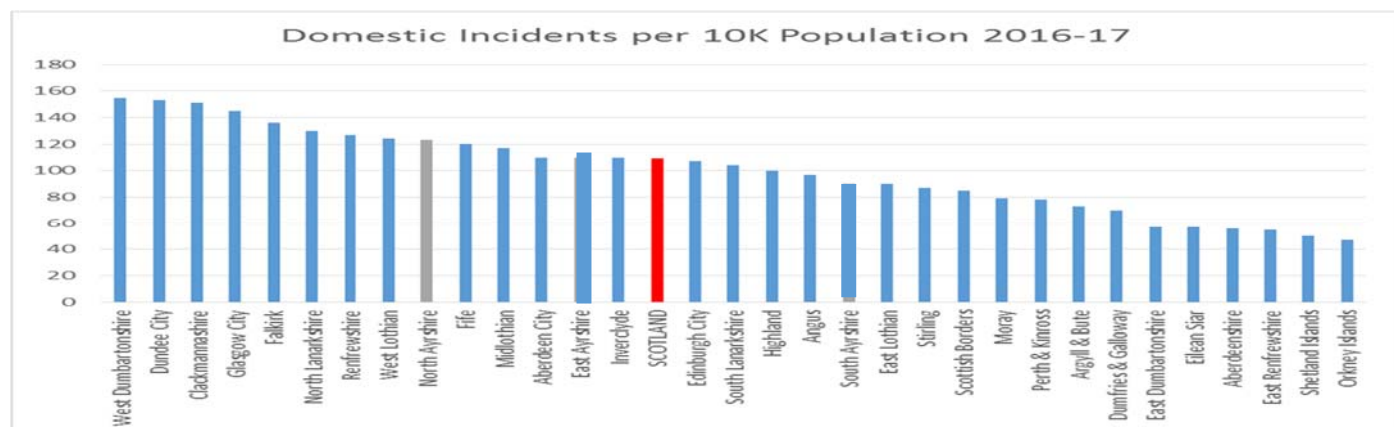
DEMAND ANALYSIS

CRIME	PYTD *	CYTD *	INCIDENTS	PYTD	CYTD
Total Crimes & Offences	9,135	9,001	Total number of incidents	33,382	34,001



The graph above shows the numbers of crimes and incidents recorded in North Ayrshire from 2013/14 to the current year. Overall crime continues to decrease however the demand on our services has risen so far this year with the number of incidents rising by 1.8%. The increase in priority 1 and 2 calls is about 5%.

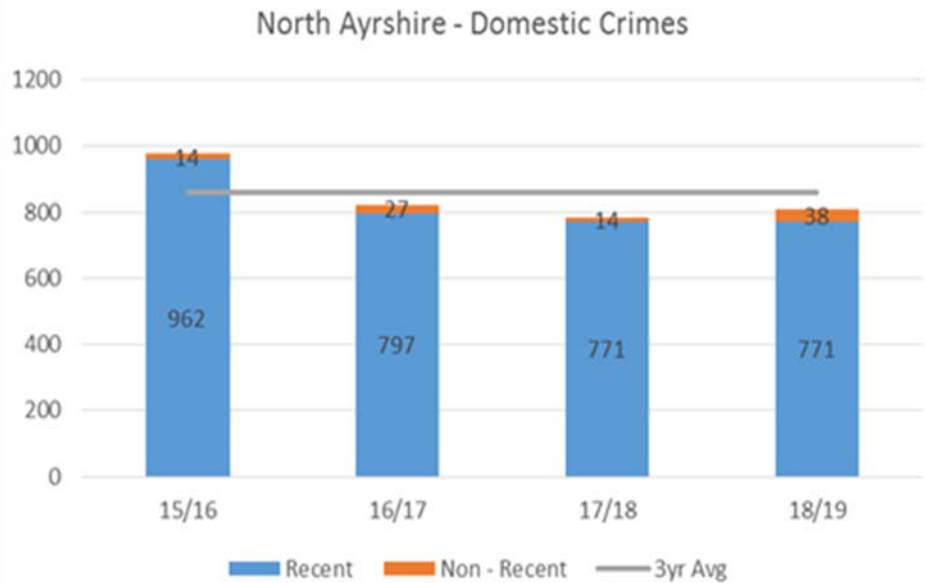
DOMESTIC ABUSE - DATA OVERVIEW



DOMESTIC ABUSE - DATA OVERVIEW

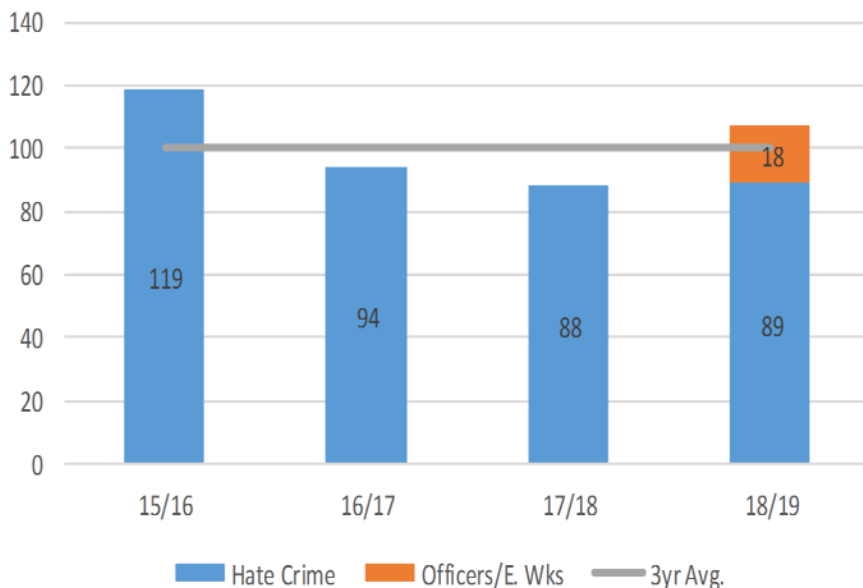
CONTEXT:

Domestic incidents per 10k of the population in North Ayrshire are getting closer to the Scottish average.



HATE CRIME - DATA OVERVIEW

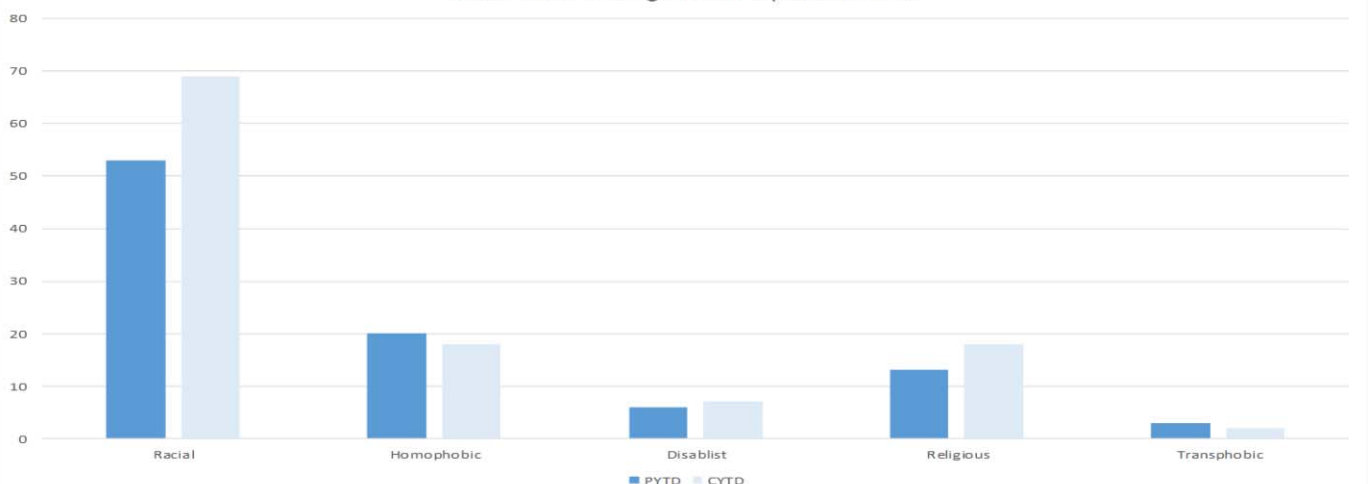
North Ayrshire - Hate Crimes



CONTEXT:

A Pan Ayrshire report on Hate Crime from April—September 2018 has been provided to members. This report will be updated at the conclusion of the Fiscal year.

Hate Crime - Categories of reported crime

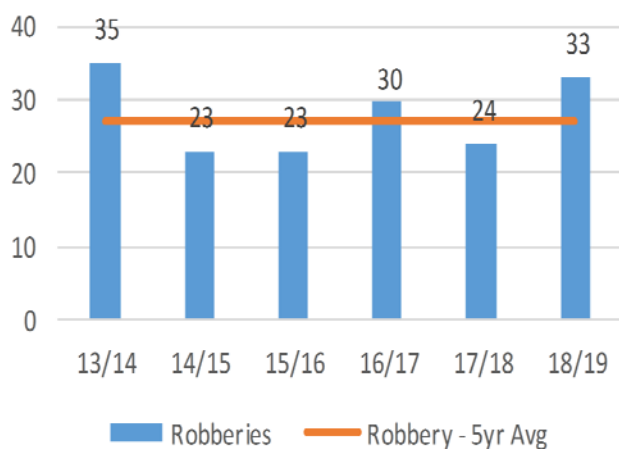


VIOLENCE, DISORDER & ANTISOCIAL BEHAVIOUR - DATA OVERVIEW

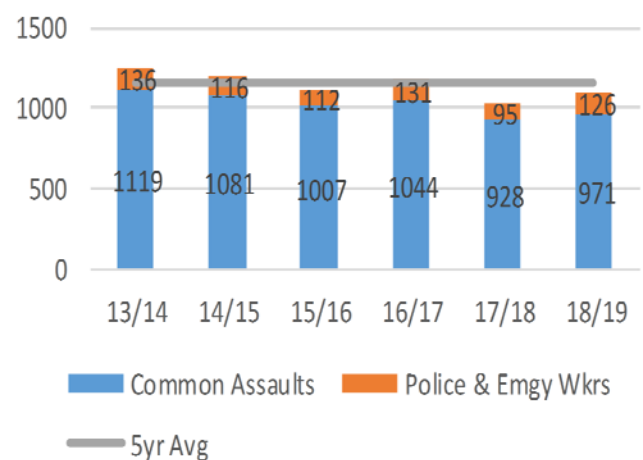
1 APRIL 2018 TO 31 Dec 2018 - OBJECTIVE: Reduce the number of victims of violent crime

WARD	Robbery				Serious Assault			
	PYTD	CYTD	Det	% Det	PYTD	CYTD	Det	% Det
Irvine	12	10	3	30%	29	27	18	67%
Kilwinning	6	2	0	0%	5	7	5	71%
Three Towns	5	16	12	75%	22	26	14	54%
Arran	0	0	0	0%	1	1	1	100%
Garnock Valley	0	5	5	100%	11	6	4	67%
North Coast Cumraes	1	0	0	0%	6	7	7	100%
TOTAL	24	33	20	61%	74	74	49	66%

North Ayrshire - Robberies



North Ayrshire - Common Assaults



CONTEXT:

Whilst overall violence has increased from the record low of 2017/2018 optimism remains that the success of the previous year can be repeated.

OBJECTIVE: Tackle rowdy and drunken behaviour in public places

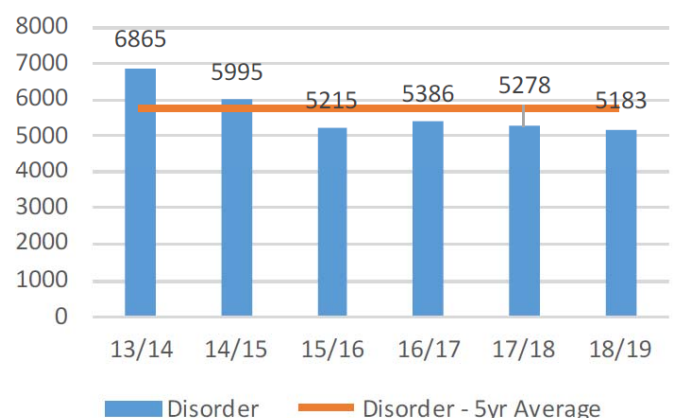
Disorder
1.8%



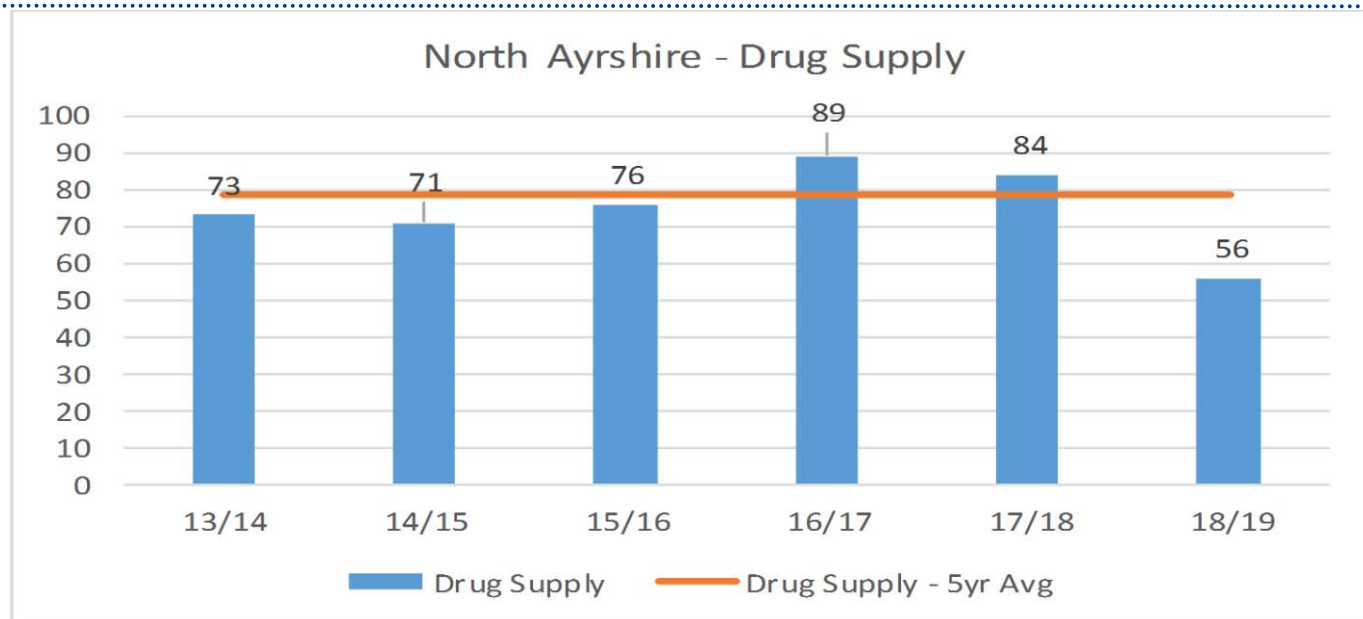
CONTEXT:

The record low levels of incidents of disorder are welcomed in the context of strong engagement and encouragement to report incidents.

North Ayrshire - Disorder



SERIOUS ORGANISED CRIME - DATA OVERVIEW



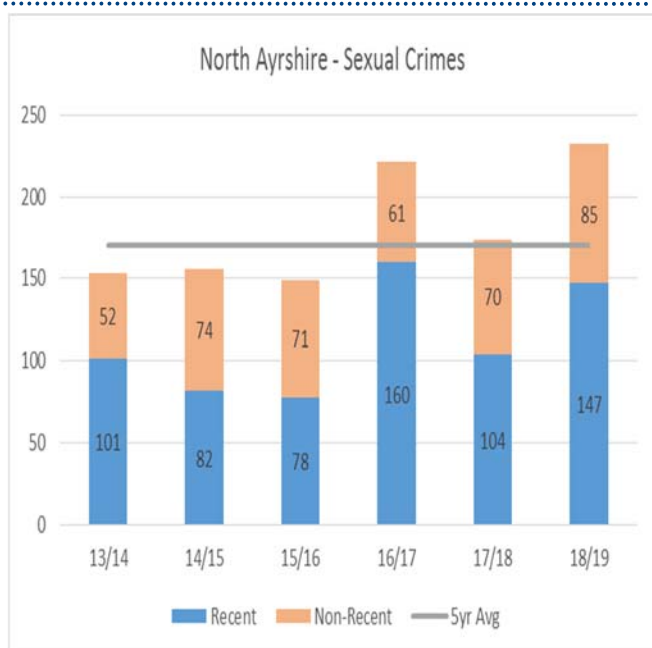
CONTEXT:

To be updated verbally by Chief Inspector Shaw .

TERRORISM & DOMESTIC EXTREMISM

CONTEXT: The UK threat level remains at SEVERE, which means an attack is highly likely and the current threat level for Northern Ireland related terrorism in Britain is SUBSTANTIAL, meaning an attack is a strong possibility.

PROTECTING PEOPLE AT RISK FROM HARM - DATA OVERVIEW



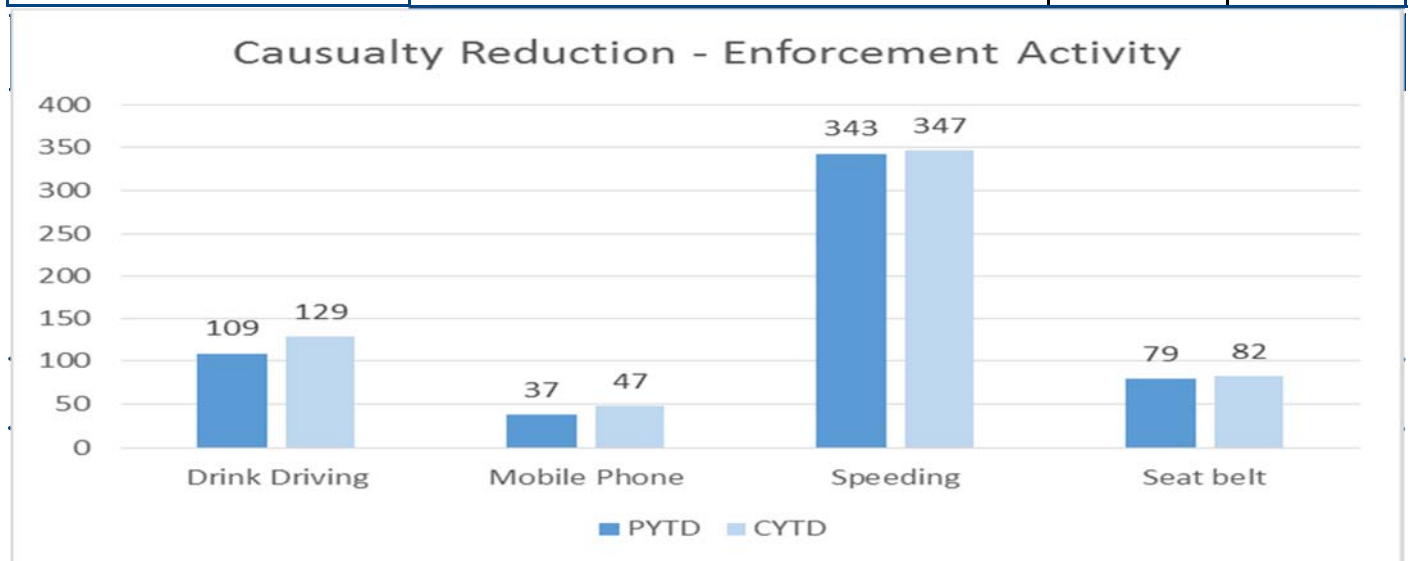
CONTEXT:

The increase in reporting of sexual crimes, both recent and non recent, is consistent with other areas of Ayrshire and elsewhere in Scotland.

ROAD SAFETY & ROAD CRIME - DATA OVERVIEW

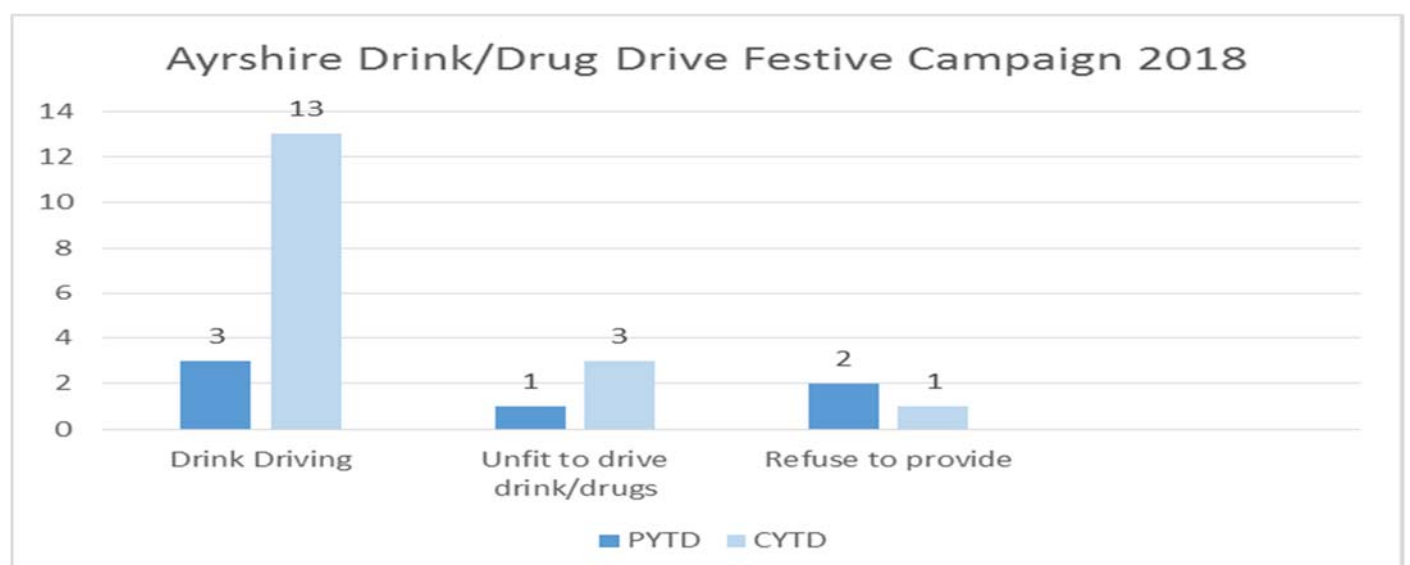
PRIORITY: REDUCE THE NUMBER OF PERSONS KILLED OR INJURED ON OUR ROADS

Road Traffic Casualties		01/04/17 30/11/17	01/04/18 - 30/11/18
	Number of persons killed on our roads	3	2
	Number of persons seriously injured	28	27
	Number of persons slightly injured	123	96
	Number of children seriously injured	0	0



Ayrshire National Festive Drink/Driving Campaign 2018

The annual National Festive Drink/Drug Drive Campaign 2018, commenced on Saturday 1 December 2018 and concluded on Wednesday 2 January 2019. Throughout this period Officers from North Ayrshire and Ayrshire Road Patrol Department were actively engaged in stopping vehicles driven by those suspected of driving whilst under the influence of alcohol or otherwise impaired and incapable of driving safely. Results and detections over the Festive period have highlighted that too many people in North Ayrshire continue to drive whilst over the prescribed limit, and in doing so, place themselves and others in danger.



PUBLIC CONFIDENCE: COMPLAINTS & USER SATISFACTION

COMPLAINTS ABOUT THE POLICE

Data from 1 April 2018 – 31st Dec 2018

Quality of Service Allegations	32
On Duty Allegations	78
Off Duty Allegations	0
Total Allegations	110
Number of Complaint Cases	86

Quality of Service Allegations

Policy/Procedure	6
Service Delivery	3
Service Outcome	23
Total	32

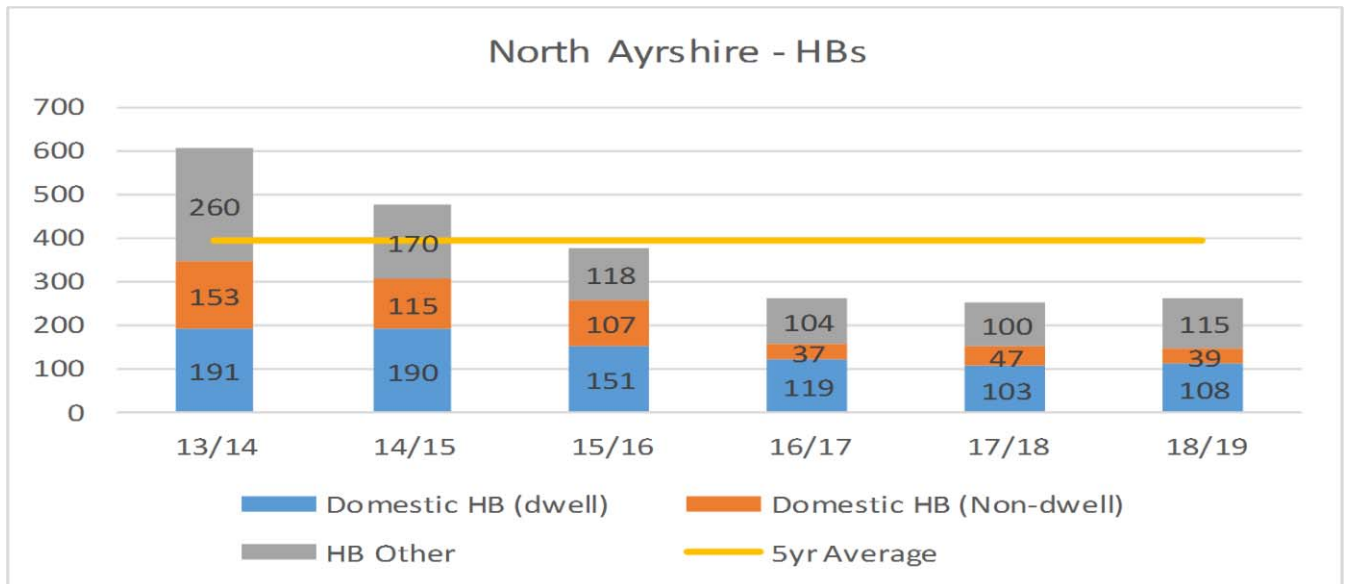
On Duty Allegations

Unlawful Arrest	Assault	Corrupt Practice	Discrimination	Excessive Force	Incivility	Irregularity in Procedure	Neglect of duty	Oppressive Conduct	Other Criminal	Other Non Criminal	Traffic	Total
3	0	0	0	8	29	36	0	2	0	0	0	78

Off Duty Allegations

Unlawful Arrest	Assault	Corrupt Practice	Discrimination	Excessive Force	Incivility	Irregularity in Procedure	Neglect of duty	Oppressive Conduct	Other Criminal	Other Non Criminal	Traffic	Total
0	0	0	0	0	0	0	0	0	0	0	0	0

HOUSEBREAKING - DATA OVERVIEW



WARD	NB figures to 31st de 2018					
	Crimes PYTD	Crimes CYTD	Detected	Dwelling House	Non-dwelling domestic	Other
Irvine	69	92	18	31	20	41
Kilwinning	31	22	5	8	2	12
Three Towns	67	89	25	40	11	38
Arran	2	1	0	0	0	1
Garnock Valley	46	34	5	15	4	15
North Coast Cumbraes	34	24	5	14	2	8
TOTAL	249	262	58	108	39	115