
Scottish Fire and Rescue Service

Police & Fire and Rescue Committee – 19 June 2023

Subject	Performance Report and Service updates
Purpose	To advise members of the Police and Fire Committee as to progress against North Ayrshire's Local Fire and Rescue Plan and to provide committee members with other key Fire and Rescue Service updates
Recommendation	For members to note the information contained within this report

1. Introduction

- 1.1 The Scottish Fire and Rescue Service (SFRS) is legally obliged to produce Local Fire and Rescue Plans for all 32 local authorities across Scotland. The Local Fire and Rescue Plan for North Ayrshire was developed and, following a public consultation, was presented to North Ayrshire Council for formal approval.
- 1.2 All progress against the priorities contained within the aforesaid document is now subject to monitoring by North Ayrshire Council's Police & Fire and Rescue Committee.

2. Performance Summary

- 2.1 An analysis of operational responses within North Ayrshire for the period 1st April 2022 to 31st March 2023 identified a 2.7% decrease in activity levels across the local authority when compared to the corresponding period in 2021/22. A further review of the three years average indicated a 1.9% increase in overall operational activity during a similar timeframe.
- 2.2 In reviewing operational activity on a broader level, false alarms accounted for 60% of all demand within North Ayrshire, with fire related and special service activity accounting for 24% and 16% respectively.
- 2.3 For the period 1st April 2022 to 31st March 2023, overall progress is being monitored across six indicators, utilising the three-year rolling average as a basis of measuring performance. Year on year and the rolling three-year average figures are also used to review short and long term changes in demand and trends.
- 2.4 Utilising the defined approach in Section 2.3, review of performance against these six indicators identified five indicators are below the three-year average and one is above the three-year average. Two indicators have seen a reduction in the three-year average by more than 20% and 13%.

2.5 Further analysis of this performance is provided within the associated performance report (Appendix A).

3. SFRS Updates

3.1 The SFRS relies on comprehensive budget controls to make crucial decisions to inform the efficient use and allocation of resources across the country.

Recent changes to support budget planning necessities include reviewing its estate and the allocation of high reach vehicles across Scotland, standardising water rescue provision across the country and temporarily removing 10 appliances from an array of two pump stations.

These measures aim to maintain effective fire and rescue services while optimising resources and managing costs.

3.2 Commencing July 1, 2023, the SFRS will discontinue responding to automatic fire alarm calls at specific premises unless the confirmation of a fire is received. Notably, the Local Area is actively supporting various premises and organisations that have requested further assistance on this matter.

This strategic approach aims to optimise resource allocation and bolster emergency response efficiency within the SFRS, ensuring a more targeted and effective use of available resources.

3.3 Two significant senior appointments have been made within the SFRS since the date of the last Police & Fire and Rescue Committee meeting.

Ross Haggart, previously serving as Interim Chief Officer, has been appointed as the Chief Officer on a permanent basis. Additionally, Stuart Stevens, who held the role of Interim Deputy Chief Officer, has been appointed as the Deputy Chief Officer also on a permanent basis.

3.4 Watch Commander Fred Williams from Dalry Community Fire Station will celebrate 50 years since joining the fire service on 17 June 1973.

Alongside his dedicated family, they have made significant adjustments to their daily routines, allowing Fred to provide high levels of on-call operational cover and unwavering support to his local community.

Their collective commitment and adaptability have been crucial in upholding Fred's role as a pillar of strength and protection throughout his remarkable journey in the fire and rescue service.

4. Proposal

It is proposed that members of the Police & Fire and Rescue Committee:

- a) Note the contents of the performance summary and associated report for the period 1st April 2022 to 31st March 2023.
- b) Note the SFRS updates.

5. Implications

- 5.1 No implications have been identified at this time in respect of service delivery within North Ayrshire.

6. Conclusion

- 6.1 Fire and rescue service activity is subject to regular monitoring and review and the local fire and rescue plan priorities identified within the Local Fire and Rescue Plan forms part of this reporting process.
- 6.2 Members of the Police & Fire and Rescue Committee will be kept up to date as to progress against the Local Fire and Rescue Plan and to any future fire and rescue service updates as they arise.

Area Commander Ian McMeekin
Local Senior Officer
North Ayrshire, North Ayrshire and South Ayrshire
Scottish Fire and Rescue Service

For further information please contact Area Commander Ian McMeekin 01294 606811



**North Ayrshire Performance Report
1st April 2022 - 31st March 2023**



**SCOTTISH
FIRE AND RESCUE SERVICE**

Working together for a safer Scotland

**Working together
for a safer Scotland**



North Ayrshire Performance Report

Table of Contents

Local Fire and Rescue Service Plan Priorities	3
North Ayrshire Activity Summary	4
Domestic Safety - Accidental Dwelling Fires	5
Domestic Safety - Accidental Dwelling Fire Casualties	6
Unintentional Injury and Harm	7
Deliberate Fire Setting	8
Non-Domestic Fire Safety	9
Unwanted Fire Alarm Signals	10
Prevention & Protection	11
Retained Duty System	11
Glossary of Terms	12

Local Fire and Rescue Service Plan Priorities

The Local Fire and Rescue Service Plan has been developed to set out the priorities and objectives within North Ayrshire and allows our local authority partners to scrutinise the performance outcomes of these priorities. We will continue to work closely with our partners in North Ayrshire to ensure we are all “**Working Together for a Safer Scotland**” through targeting risks to our communities at a local level.

The plan has been developed to complement key partnership activity embedded across North Ayrshire's Community Planning Partnership. Through effective and co-ordinated partnership working we will seek to deliver continuous improvement in our performance and effective service delivery in our area of operations.

The Local Fire and Rescue Plan for North Ayrshire identified six areas for demand reduction and is subject to regular monitoring and reporting through the Police & Fire and Rescue Committee. A summary of the priorities and current activity is detailed below with further detail and analysis contained within this performance report.

	Accidental Dwelling Fires	Accidental Dwelling Fire Casualties	Unintentional Injury and Harm	Deliberate Fire Setting	Non-Domestic Fire Safety	Unwanted Fire Alarm Signals
Ardrossan	11	0	10	60	1	34
Arran	2	0	1	0	1	43
Garnock Valley	21	1	11	63	2	113
Irvine East	5	0	6	28	0	12
Irvine South	8	1	12	60	5	122
Irvine West	12	1	10	82	1	147
Kilwinning	11	2	6	50	2	81
North Coast	23	2	23	13	7	62
Saltcoats and Stevenston	18	1	9	116	7	118
Total Incidents	111	8	88	472	26	732


Year on Year Change	-20%	-64%	5%	-19%	-16%	3%
3 Year Average Change	-9%	-13%	-2%	-4%	-20%	6%
5 Year Average Change	-5%	-4%	-7%	-4%	-3%	4%

About the statistics within this report

The activity totals and other statistics quoted within this report are published in the interests of transparency and openness. They are provisional in nature and subject to change as a result of ongoing quality assurance and review. Because all statistics quoted are provisional there may be a difference in the period totals quoted in our reports after local publication which result from revisions or additions to the data in our systems. The Scottish Government publishes official statistics each year which allow for comparisons to be made over longer periods of time.

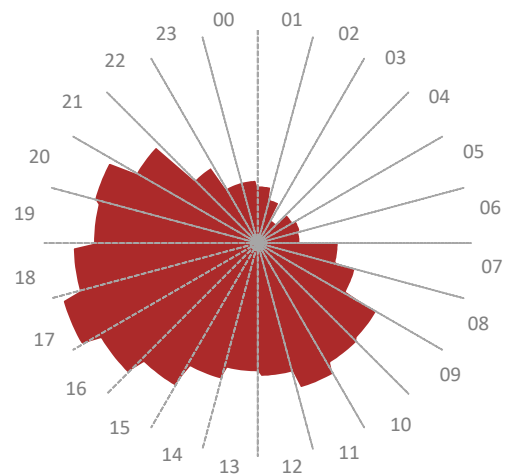
- Activity levels have reduced by more than 5%
- Activity levels have reduced by up to 5%
- Activity levels have increased overall

North Ayrshire Delivery Activity Summary

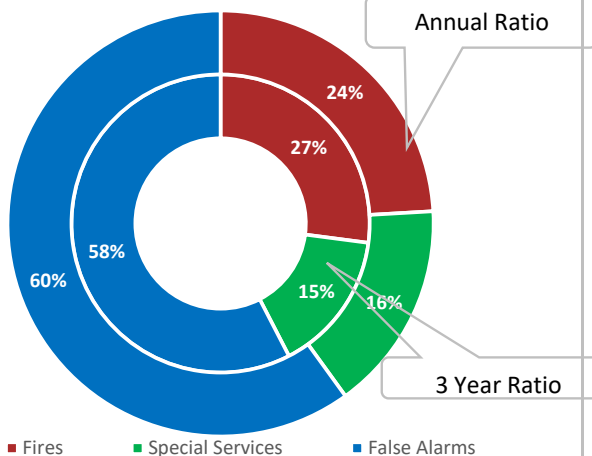


Activity by Time of Day


Hour (am)	Total	Hour (pm)	Total
Midnight	68	Mid-day	144
1am	62	1pm	139
2am	49	2pm	152
3am	29	3pm	178
4am	44	4pm	198
5am	48	5pm	219
6am	46	6pm	199
7am	87	7pm	177
8am	109	8pm	182
9am	148	9pm	151
10am	151	10pm	96
11am	163	11pm	68



Incidents by Classification



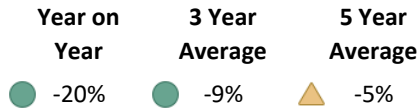
Top 15 Incident Types by % of Total Incidents



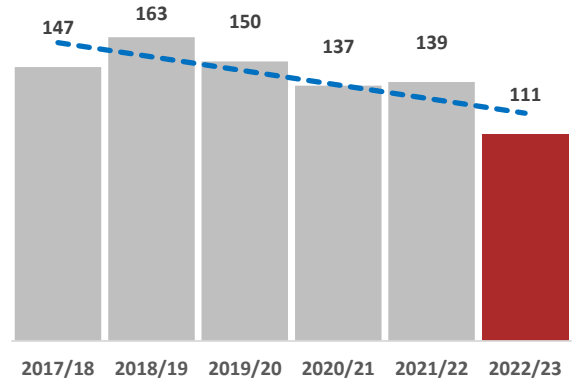
Domestic Safety - Accidental Dwelling Fires



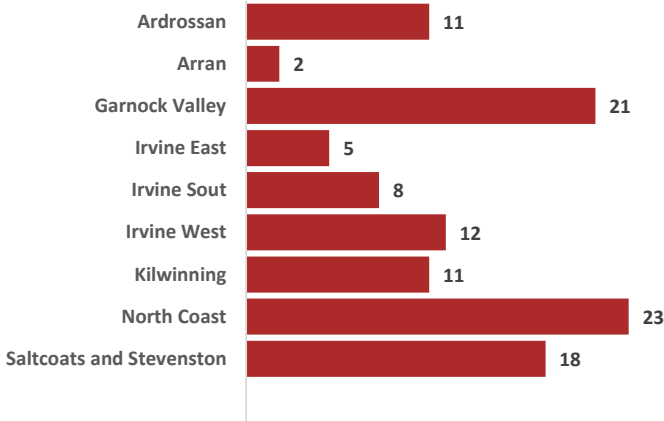
Performance Summary



Accidental Dwelling Fires to Date



Accidental Dwelling Fires by Ward Area



Severity of Accidental Dwelling Fires



No Firefighting Action

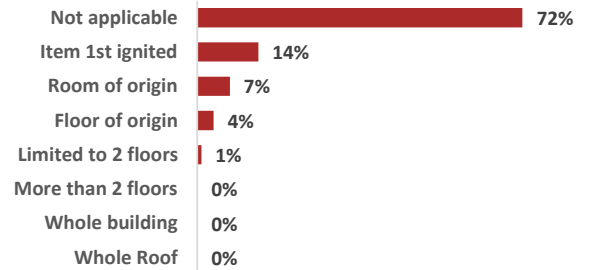
38%



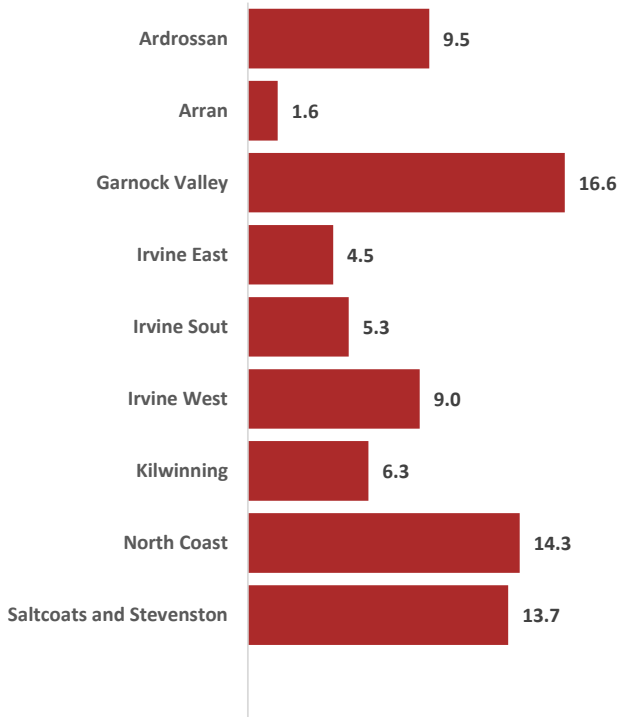
Direct Firefighting

18%

Extent of Fire Damage



Incidents Per 10,000 Population - North Ayrshire



Automatic Detection & Actuation



Detection Present

91%



Detection Actuated

94%



Calls Made via Linked Alarms

21%

Incidents Per 10,000 Population - Ayrshire



Human Factors



Distraction

25%



Alcohol/Drug Impairment

10%



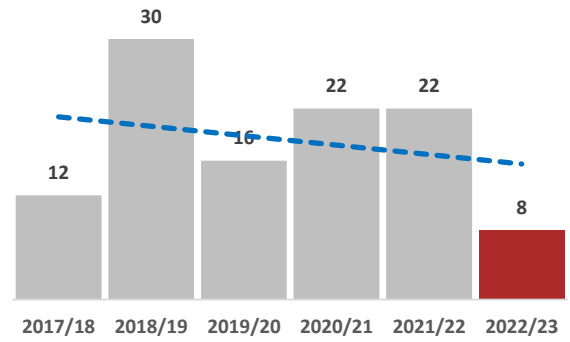
Domestic Safety - Accidental Dwelling Fire Casualties



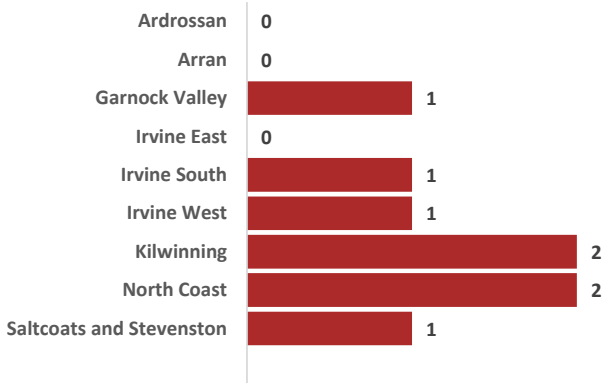
Performance Summary

Year on Year: -64%
 3 Year Average: -13%
 5 Year Average: -4%

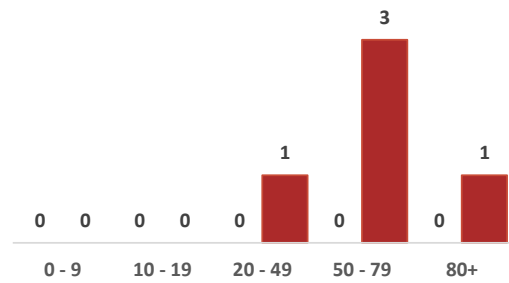
Accidental Dwelling Fire Casualties Year to Date



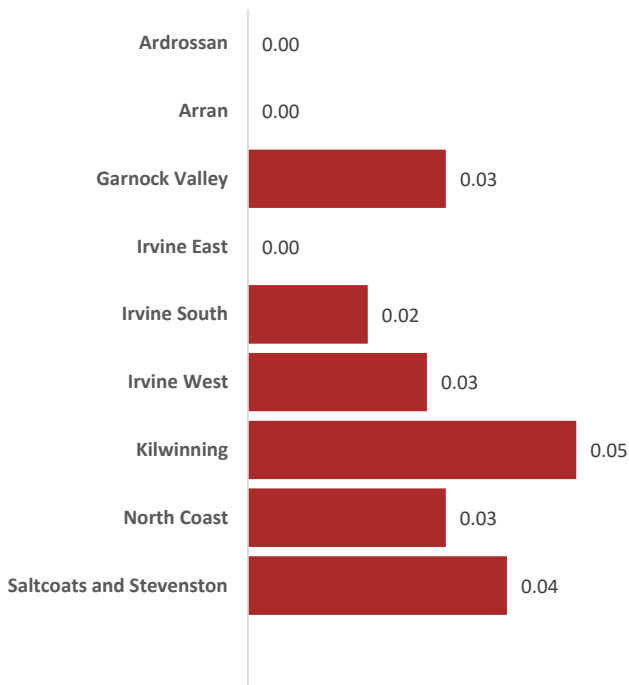
Fire Casualties by Ward Area



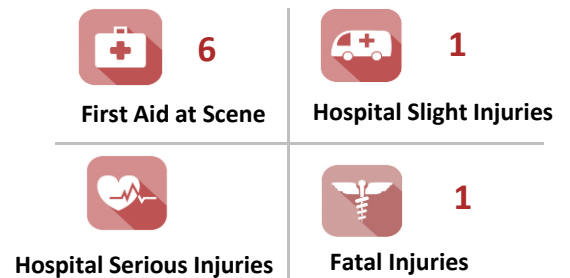
Age / Gender Profile



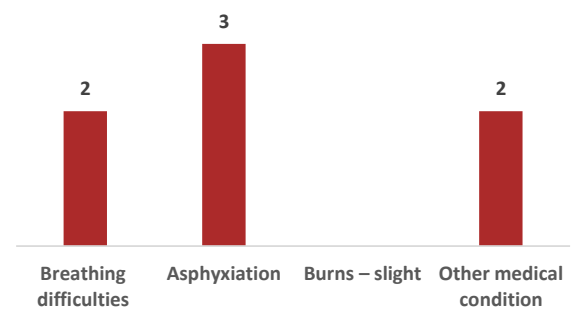
Casualties Per 10,000 Population - North Ayrshire



Extent of Harm



Casualties Per 10,000 Population - Ayrshire



Unintentional Injury or Harm

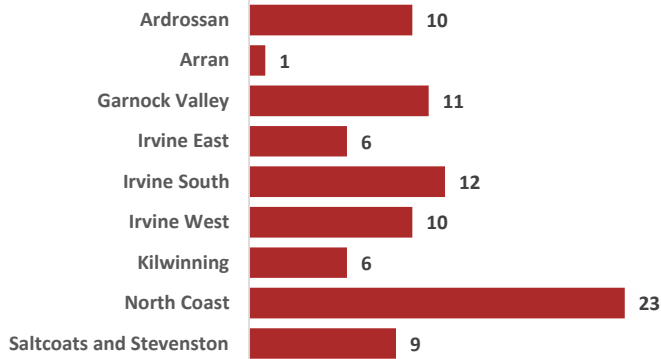


Performance Summary

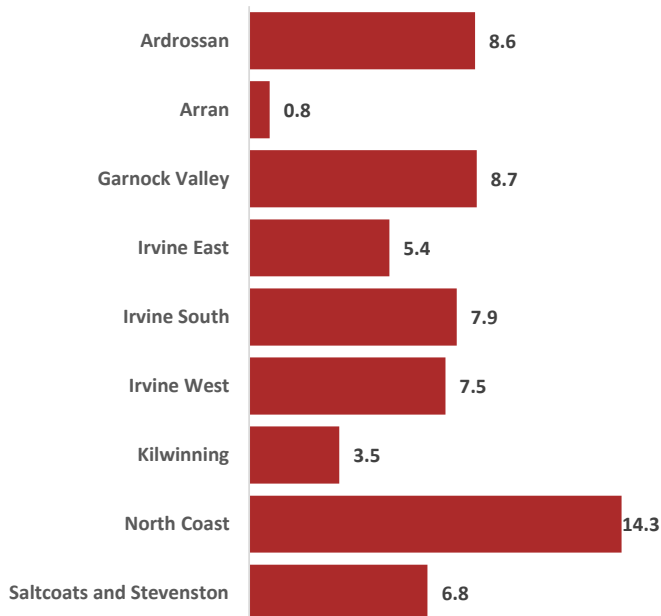
Year on Year 3 Year Average 5 Year Average

◆ 5% ▲ -2% ● -7%

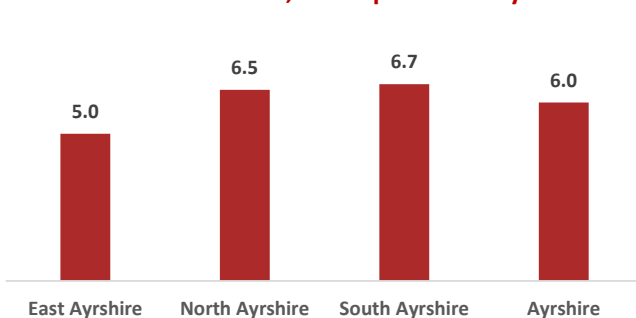
Non-Fire Casualties by Ward Area



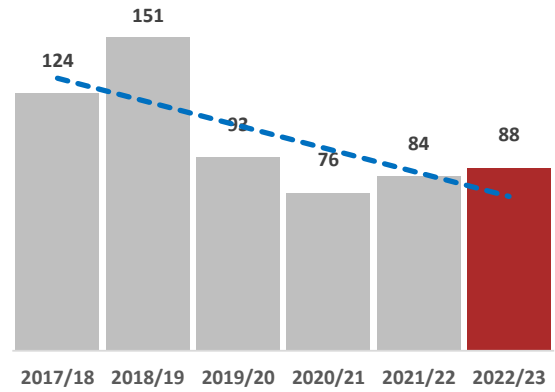
Casualties Per 10,000 Population - North Ayrshire



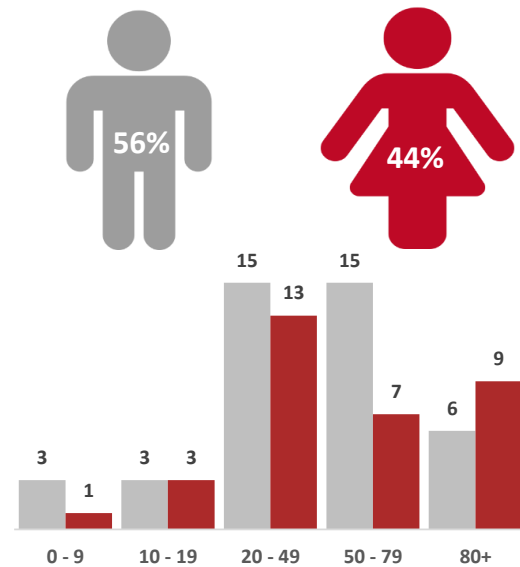
Non-Casualties Per 10,000 Population - Ayrshire



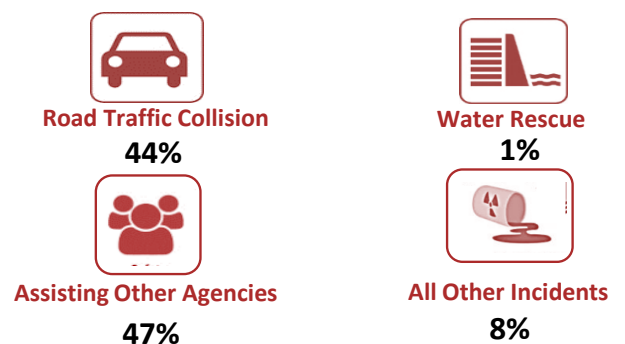
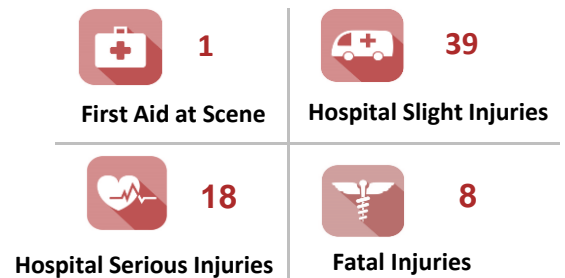
Special Service Casualties Year to Date



Age / Gender Profile



Extent of Harm



Deliberate Fire Setting

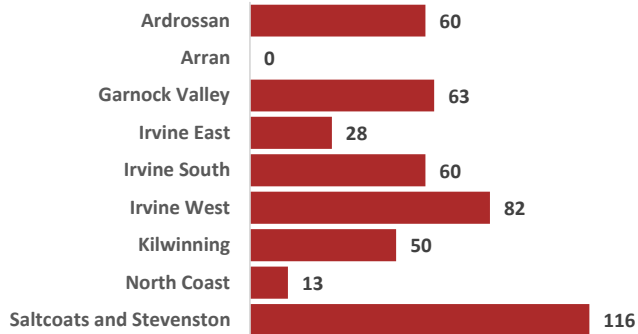


Performance Summary

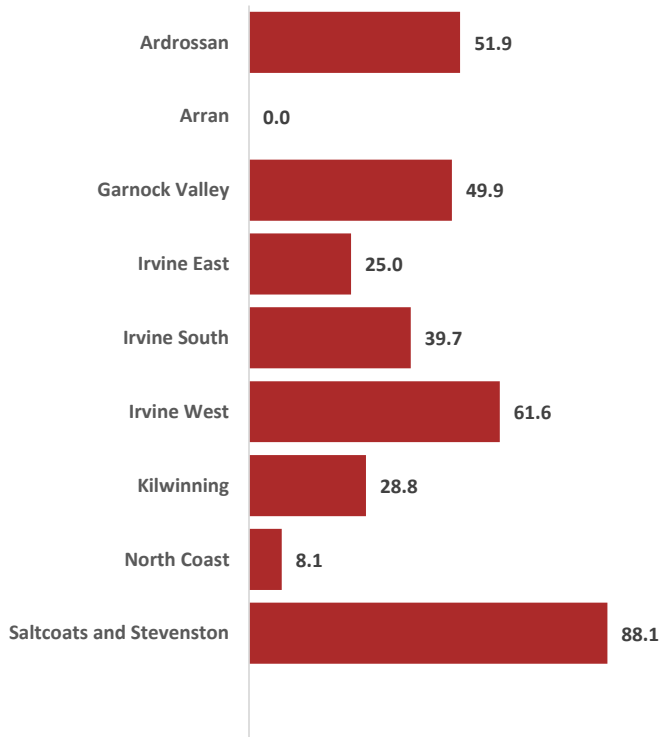
Year on Year 3 Year Average 5 Year Average

● -19% ● -9% ▲ -4%

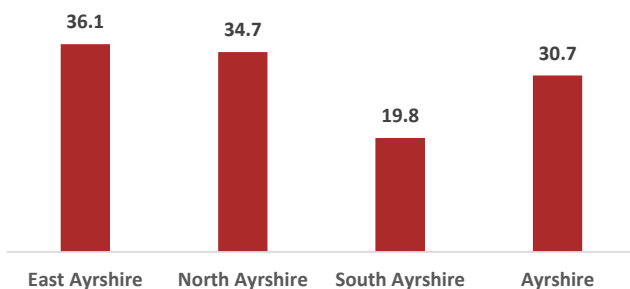
Deliberate Fires by Ward Area



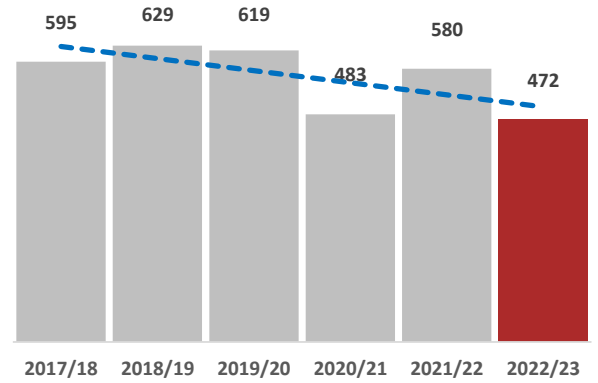
Incidents Per 10,000 Population - North Ayrshire



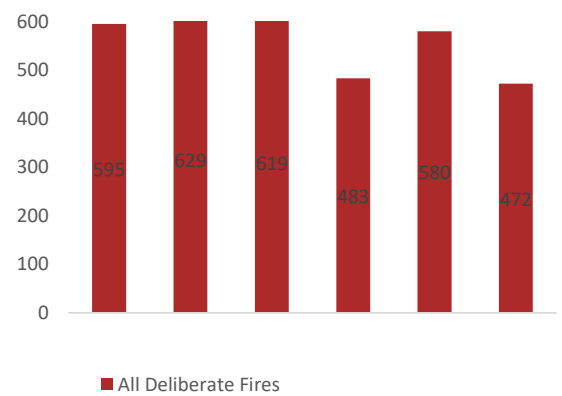
Incidents Per 10,000 Population - Ayrshire



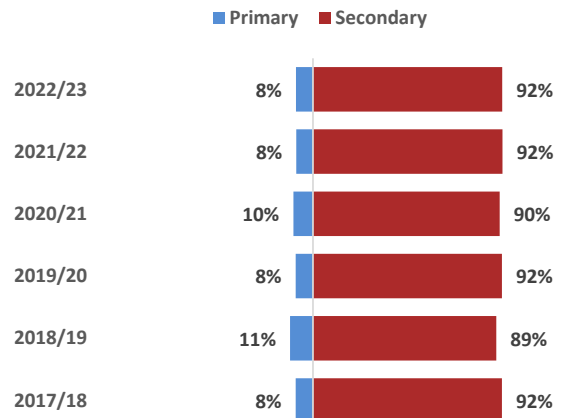
Deliberate Fires Year to Date



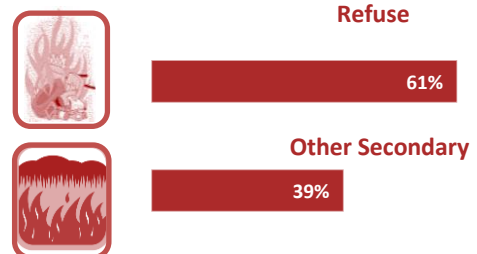
Deliberate Fires Compared to Operational Activity



Deliberate Fires by Classification



Secondary Fire Ratio by Activity Type



Non-Domestic Fire Safety

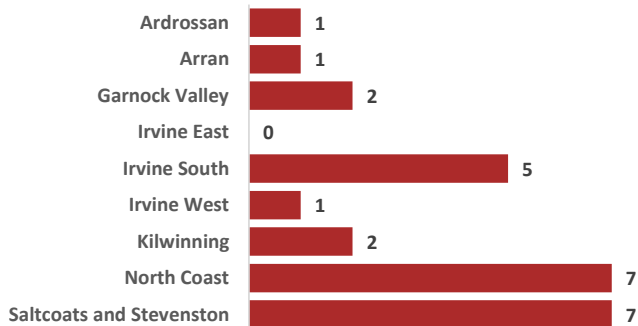


Performance Summary

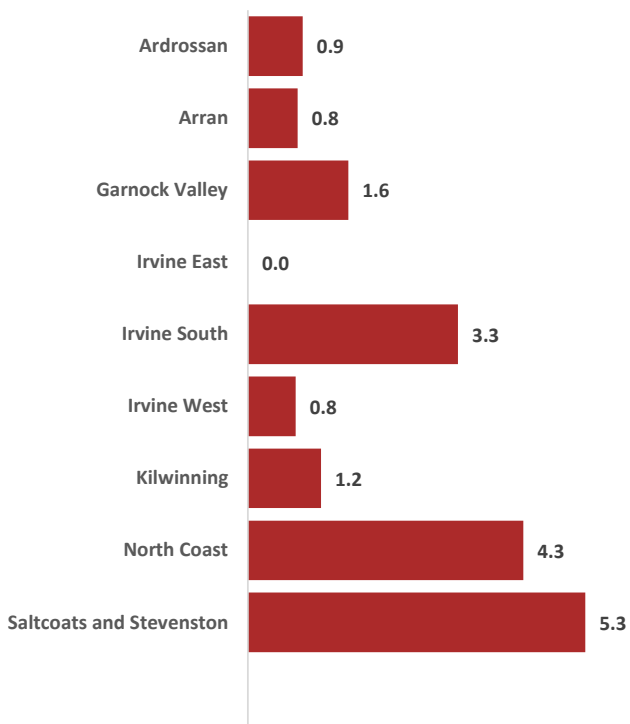
Year on Year 3 Year Average 5 Year Average

● -16% ● -20% ▲ -3%

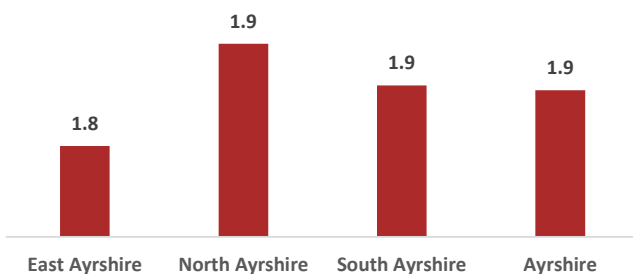
Non-Domestic Fires by Ward Area



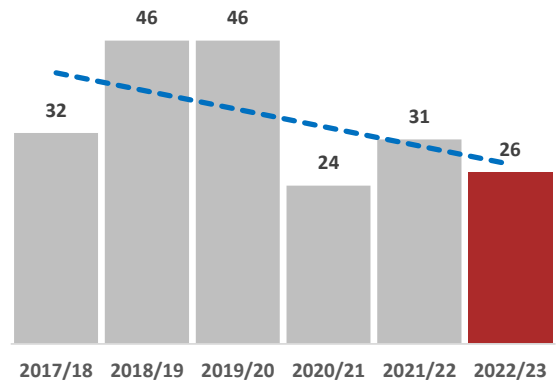
Incidents Per 10,000 Population - North Ayrshire



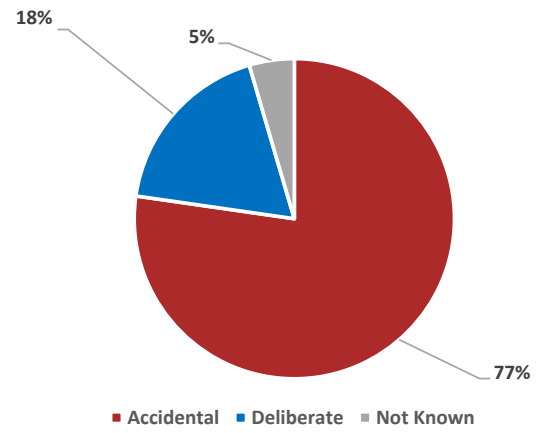
Incidents Per 10,000 Population - Ayrshire



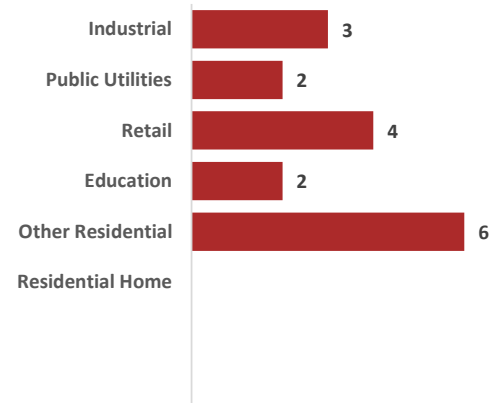
Non-Domestic Fires Year to Date



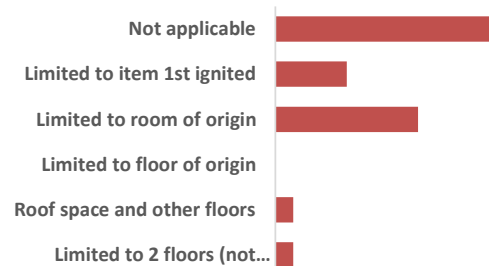
Non-Domestic Fires by Nature of Origin



Non-Domestic Fires by Premises Type



Extent of Fire Damage



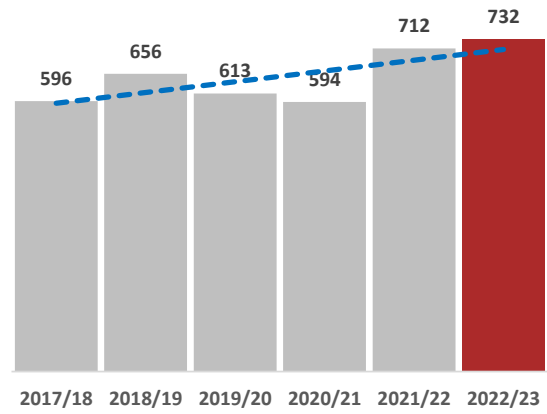
Unwanted Fire Alarm Signals



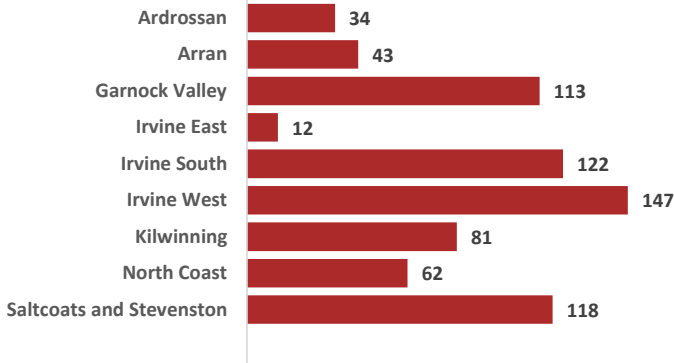
Performance Summary

Year on Year	3 Year Average	5 Year Average
3%	6%	4%

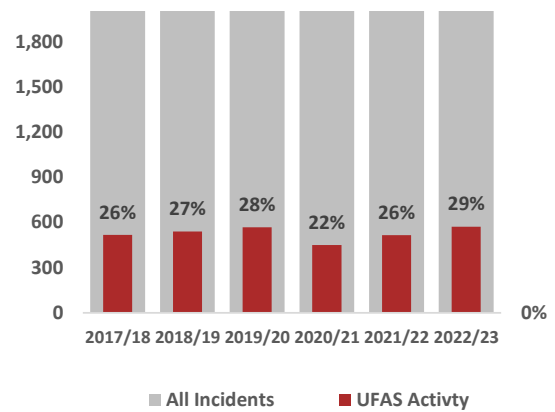
Unwanted Fire Alarm Signals Year to Date



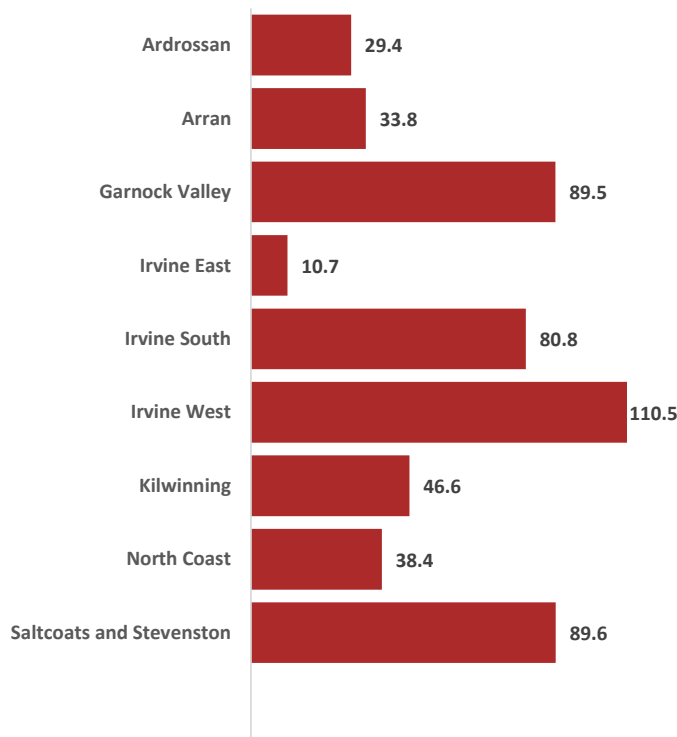
Unwanted Fire Alarms Signals by Ward Area



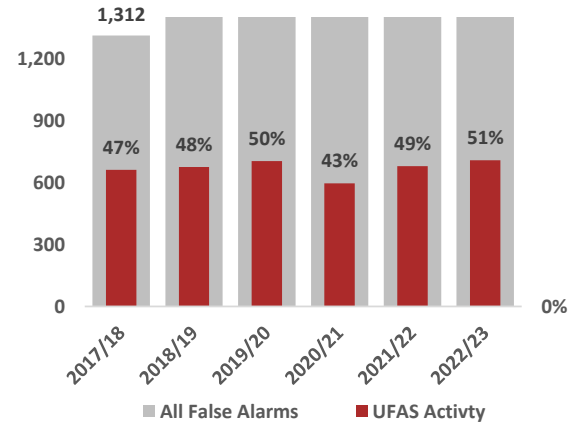
UFAS Percentage Against all Incidents



Incidents Per 10,000 Population - North Ayrshire



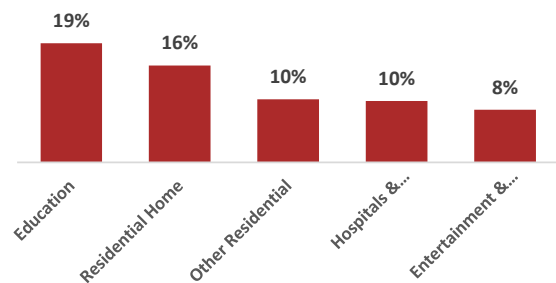
UFAS Percentage Against all False Alarms



Incidents Per 10,000 Population - Ayrshire



Unwanted Fire Alarm Signals - Top 5 Premises



Home Fire Safety Visits



992
Home Fire Safety Visits Carried Out

195
Smoke Detectors Fitted During Home Fire Safety Visits

Percentage of High Risk Home Fire Safety Visits Carried Out
31%

Percentage of Visits Carried Out Following Attendance at an Incident
45%

Fire Safety Audits



Fire Safety Audits Carried Out
308



New Audits
86%



Re-Audits
2%



Post Fire Audits
8%



Complaint Audits
2%



Broadly Compliant **11%**



Areas of Improvement **83%**



Notice of Deficiencies **5%**



Enforcement Notice **0%**



Prohibition Notice **1%**

Retained Duty System

Appliance Availability	Mon - Fri (08:00 - 18:00)	Mon - Thu (18:00 - 08:00)	Weekend (Fri 18:00 - Mon 08:00)	Total
Ardrossan	10.60%	70.59%	52.84%	46.17%
Dreghorn	16.21%	70.95%	60.72%	50.89%
Dalry	7.16%	67.03%	36.54%	37.91%
Beith	51.39%	82.33%	81.58%	72.86%
Kilbirnie	35.26%	31.14%	39.31%	35.40%
Largs	75.09%	81.73%	75.75%	77.53%
Skelmorlie	24.13%	52.27%	27.83%	34.82%
Millport - 1	98.86%	99.70%	96.84%	98.39%
Millport - 2	57.82%	79.80%	25.97%	53.24%
Brodick	95.48%	96.59%	91.41%	94.33%
Lamlash	96.39%	96.79%	92.57%	95.10%
North Ayrshire	51.67%	74.10%	61.94%	63.33%
Ayrshire	70.18%	96.28%	90.41%	86.36%

Total Mobilisations	Total Time Deployed	No. of Personnel	Contracts
163	83:48:16	9	650%
419	212:48:44	13	1000%
150	82:11:29	8	625%
298	185:17:23	13	1125%
250	130:41:09	8	675%
288	165:12:18	11	850%
71	34:31:16	7	525%
38	25:47:52	13	1225%
68	42:12:38	8	800%
59	40:23:33	9	825%

Glossary of Terms

Term - What it means

ADF

Accidental Dwelling Fire

CSET

Community Safety Engagement Toolkit is an internal IT system used to record home fire safety visits and community safety activities

FSET

Fire Safety Experiential Training is a bespoke training programme developed by the Scottish Fire and Rescue Service in Ayrshire and delivered to community planning partners to raise awareness of fire safety within the domestic environment

HFSV

Home Fire Safety Visit

PDIR

Post Domestic Incident Response, a term used by Prevention and Protection Directorate to indicate actions taken following attendance at a fire or other incident in the home. PDIRs include amongst things the offer of a free follow-up home fire safety visit

Primary Fires

These include all fires in buildings, vehicles and outdoor structures or any fire involving casualties, rescues or fires attended by five or more appliances

RDS

Retained Duty System. Professional on call firefighters who may have other primary employment responsibilities outside the Fire and Rescue Service but respond to emergency calls within their local area as and when required

RTC

Road Traffic Collision

Secondary Fires

These are the majority of outdoor fires including grassland and refuse fires unless they involve casualties or rescues, property loss or fire or more appliances attend. They include fires in single derelict buildings

Special Service

Calls to incidents which are not fires or false alarms such as RTCs, rescues, flooding, incidents involving hazardous materials or the provision of assistance to other agencies

UFAS

Unwanted Fire Alarm Signals. When an automatic fire detection and alarm system is activated as a result of anything other than an actual fire the activation is classed as a false alarm. If an attendance is made to such an event by the Scottish Fire and Rescue Service, then the event is recorded as an UFAS incident