



North Ayrshire Council
Comhairle Siorrachd Àir a Tuath

Police and Fire and Rescue Committee

A Special Meeting of the **Police and Fire and Rescue Committee** of North Ayrshire Council will be held remotely on **Monday, 29 November 2021** at **14:00** to consider the undernoted business.

Arrangements in Terms of COVID-19

In light of the current COVID-19 pandemic, this meeting will be held remotely in accordance with the provisions of the Local Government (Scotland) Act 2003. Where possible, the meeting will be live-streamed and available to view at <https://north-ayrshire.public-i.tv/core/portal/home>. In the event that live-streaming is not possible, a recording of the meeting will instead be available to view at this location.

1 Apologies

2 Welcome and Introductions

3 Declarations of Interest

Members are requested to give notice of any declarations of interest in respect of items of business on the Agenda.

4 Minutes

The accuracy of the Minutes of the meeting held on 17 August 2021 will be confirmed and the Minutes signed in accordance with Paragraph 7 (1) of Schedule 7 of the Local Government (Scotland) Act 1973 (copy enclosed).

5 Chair and Vice-Chair Verbal Updates

- 6 Police Scotland Consultation on the Review of Development of Local Police Plans**
Submit report by the Head of Service (Democratic) on the consultation response submitted in terms of the Review of Local Police Plans for 2020-23 (copy enclosed).
- 7 Scottish Fire and Rescue Service Consultation on Strategic Plan 2019-2022**
Submit report by the Head of Service (Democratic) on the consultation response and response submitted (copy enclosed).
- 8 Fire and Rescue Framework Consultation**
Submit report by the Head of Service (Democratic) on the consultation seeking views on the next Fire and Rescue Framework for Scotland (copy enclosed).
- 9 Scottish Fire and Rescue Service Consultation on Unwanted Fire Alarm Signals**
Submit report by the Head of Service (Democratic) on the consultation response submitted in terms of Unwanted Fire Alarm Signals (copy enclosed).
- 10 Scottish Fire and Rescue Service Performance and Service Update**
Submit report by the Scottish Fire and Rescue Service on performance in relation to North Ayrshire for the period 1 April 2021 to 30 September 2021 (copy enclosed).
- 11 Scottish Fire and Rescue Service: Upcoming Changes in Fire Alarm Legislation**
Receive an overview of the upcoming changes in fire alarm legislation.
- 12 Police Scotland Performance Report**
Submit report by Police Scotland on performance in relation to the North Ayrshire Local Policing Plan (copy enclosed).
- 13 Urgent Items**
Any other items which the Chair considers to be urgent.

Webcasting - Virtual Meeting

Please note: this meeting may be recorded/live-streamed to the Council's internet site, where it will be capable of repeated viewing. At the start of the meeting, the Provost/Chair will confirm if all or part of the meeting is being recorded/live-streamed.

You should be aware that the Council is a Data Controller under the Data Protection Act 2018. Data collected during the webcast will be retained in accordance with the Council's published policy, including, but not limited to, for the purpose of keeping historical records and making those records available via the Council's internet site.

If you are participating in this meeting by invitation, you are consenting to being filmed and consenting to the use and storage of those images and sound recordings and any information pertaining to you contained in the them live-streaming/recording or training purposes and for the purpose of keeping historical records and making those records available to the public. If you do not wish to participate in a recording, you should leave the 'virtual meeting'. This will constitute your revocation of consent.

If you have any queries regarding this, please contact dataprotectionofficer@north-ayrshire.gov.uk.

Police and Fire and Rescue Committee Sederunt

John Glover (Chair)
Ellen McMaster
Davina McTiernan
Jimmy Miller
Donald L Reid
Ronnie Stalker
Angela Stephen

Chair:

Apologies:

Attending:

At a Meeting of the Police and Fire and Rescue Committee of North Ayrshire Council at 2.00 p.m. involving participation by remote electronic means.

Present

John Glover, Jimmy Miller, Ellen McMaster, Davina McTiernan, Donald L. Reid and Angela Stephen.

In Attendance

A. Craig, Head of Service (Democratic), A. Little and H. Clancy, Committee Services Officers (Chief Executive's Service).

Also In Attendance

Chief Superintendent Hussain and Temporary Chief Inspector A. Paterson (Police Scotland); Area Commander I. McMeekin and Station Commander K. Rennie (Scottish Fire and Rescue Service).

Chair

Councillor Glover in the Chair.

Apologies

Todd Ferguson.

1. Apologies

Apologies were noted.

2. Welcome and Introductions

The Chair welcomed everyone to the meeting.

3. Declarations of Interest

There were no declarations of interest by Members in terms of Standing Order 10 and Section 5 of the Code of Conduct for Councillors.

4. Minutes

The Minutes of the Meeting held on 17 May 2021 were confirmed and the Minutes signed in accordance with Paragraph 7 (1) of Schedule 7 of the Local Government (Scotland) Act 1973.

5. Chair and Vice Chair Verbal Updates

The Chair reported on traffic issues at Howden Avenue, Kilwinning as a result of the increased use of this route by heavy duty vehicles. Chief Superintendent Hussain undertook to investigate and report to the next meeting.

6. Presentation: Time for Change – Reducing Unwanted Fire Alarm Signals

Station Commander Rennie, Scottish Fire and Rescue Service provided a presentation on reducing unwanted fire alarm signals (UFAS). A report was also provided on a consultation on options for responding to automatic fire alarms and outlined the case for change and developing the options.

The presentation provided information on:-

- The difference between automatic fire alarms (AFA) and unwanted fire alarm signals (UFAS);
- The case for change;
- The impact of UFAS;
- Targets set to reduce UFAS;
- Impact of Covid-19;
- Benefits of reducing UFAS;
- Developing the options – where we are, how we got here, the staff and stakeholder workshop and the options for public consultation;
- Option A – call challenge all AFAs (sleeping premises exempt), Option B - call challenge all AFAs (no exemptions) and Option C – non-attendance to all AFAs unless receipt of a backup 999 call confirming a fire;
- Mitigating the risk;
- Public consultation that will commence on 19 July 2021 and run for 12 weeks and end on 11 October 2021.

Members asked questions and were provided with further information in relation to:-

- Confirmation that there is no legal obligation for the fire service to attend calls from AFA systems;
- The responsibility of the duty holder of the building to alert the fire service when there is a AFA and to clarify whether there is a need for attendance by the fire service;
- Whilst there is no protocol for AFAs from schools, contact is made with schools on the activation of a fire alarm to ascertain whether there is a need for the fire service to attend; and
- The impact of the pandemic on the workforce and new ways of working that were put in place that included the attendance of one appliance to AFAs, rather than two as had been normal practice.

The Committee considered that a further meeting was required to consider the proposals in more detail. Scottish Fire and Rescue Service advised that an officer would be available to provide any further information required by the Committee in considering the proposals outlined.

The Committee agreed to (a) arrange a further meeting to discuss the proposals outlined in the consultation for responding to automatic fire alarms and agree a response for submission to Scottish Fire and Rescue Service; and (b) to otherwise note the report.

7. Scottish Fire and Rescue Service Performance Report

Submitted report by the Scottish Fire and Rescue Service (SFRS) which provided information on the progress against the North Ayrshire Local Fire and Rescue Plan for the period 1 April 2020 – 30 June 2021. Appendix A to the report provided an analysis of the performance across six indicators, using the rolling three-year average as a basis of measuring performance.

Review of performance against the six indicators identified five indicators were below, one indicator was above the three-year average. Two indicators had seen a reduction in the three-year average by more than 91% and 34%. The statistical information illustrated a 7% increase in activity levels across the local authority when compared to the corresponding period in 2020. A further review of the three-year average indicated a 3% increase in overall operational activity during a similar timeframe. Data on Home Fire Safety Visits, Fire Safety Audits and the retained duty system was also provided within the report.

Noted.

8. Police Scotland Performance Report

Submitted report by Police Scotland on performance in relation to the North Ayrshire Local Police Plan for the period from 1 April 2020 to 30 June 2021.

The report provided details of North Ayrshire's performance including a 10.4% decrease in the total number of crimes. The executive summary outlined progress in the priority areas of serious crime, safer communities, acquisitive crime, community wellbeing and road safety. Statistical and contextual information was provided in respect of recorded incidents that included: -

- Operation TALLA, Police Scotland's operational response to the pandemic and regular meetings of the Ayrshire Local Resilience Partnership to respond to changing restrictions;
- a reduction in housebreaking, dishonesty, domestic abuse, road traffic casualties and missing people;
- the launch of the Ayrshire Assault Pledge by Police Scotland, Scottish Fire and Rescue Service, NHS Ayrshire and Arran, SERCO, British Transport Police and the Maritime and Coastguard Agency to improve reporting of violence and assaults against staff;
- an increase in common assault, overall violent crime, disorder complaints, frauds and sexual crimes; and
- data on complaints about the Police and satisfaction surveys.

The Committee was provided with an update on the attempted murder of a Police Officer. A vehicle had deliberately been driven at the Police Officer in Kilwinning in June 2021. The Police Officer is making slow progress in their rehabilitation after sustaining serious leg injuries. Individuals have been arrested and reported for this incident.

The Committee was also advised of an unofficial car cruise event that took place on 25 July 2021 at Irvine Beach Park. Police Scotland received information on the

event a few days in advance of the event and were able to put plans in place with relevant partners to ensure the event went ahead safely.

The Committee had previously requested information on the use of Tasers and were advised that Tasers were deployed on 24 occasions and on those occasions 6 were used (1 drawn, 1 aimed, 3 individuals red dotted and 1 discharged).

Members asked questions and were provided with further information in relation to:-

- the operation of Police Scotland call centres under strict health and safety restrictions during the pandemic;
- the effects of Covid restrictions and social distancing on workstation capacity in the call centre that resulted in reduced staffing and impacted on call waiting times, which averaged 5.17 minutes to answer calls to 101 and 7 seconds to answer calls to 999 in June 2021;
- the use of landline and mobile phones to the call centre that prevents a geographical breakdown of calls;
- the use of social media by Police Scotland to advise and steer the public to the appropriate agencies to contact in various situations and reduce unnecessary calls to the call centre;
- the deployment of officers to other units, such as the digital devices unit and central units which can temporarily reduce officer numbers but that the overall number of officers has not reduced; and
- an increase in drug supply charges compared to last year and work that continues with partners to target drug dealing and develop local intelligence to progress issues identified by members of the community

Noted.

Area Commander I. McMeekin and Station Commander K. Rennie (Scottish Fire and Rescue Service) left the meeting at this point.

9. Police Scotland Consultation on Body Worn Video Cameras

Submitted report by the Head of Service (Democratic) on the request for submissions to the consultation on extending the use of Body Worn Video Cameras to all frontline police officers. The proposed response was attached at Appendix 1 to the report and provided high level feedback and concluded that, subject to the necessary training of officers, an operating code of practice and adherence to legislation in respect of data protection, the proposal would represent a valuable step forward in modern day policing.

The Committee agreed to submit the response attached at Appendix 1 to the report to Police Scotland.

10. Police Scotland Consultation on the Review of Development of Local Police Plans

Submitted report by the Head of Service (Democratic) on the consultation request from Police Scotland on a review of the development of Local Police Plans to identify areas of development and best practice which will inform future local

planning processes. The survey questions were attached at Appendix 1 to the report.

Police Scotland advised that further information on the level of engagement that had been undertaken could be provided to assist the Committee in preparing its response to the consultation.

The Committee agreed to arrange a further meeting to discuss the proposals outlined in the consultation on the Review of Development of Local Police Plans, consider the further information that will be provided in relation to engagement and agree a response for submission to Police Scotland.

The meeting ended at 4.10 p.m.

NORTH AYRSHIRE COUNCIL

29 November 2021

Police Fire and Rescue Committee

Title: **Police Scotland Consultation on the Review of Development of Local Police Plans**

Purpose: To advise the Committee of the response submitted to the consultation request.

Recommendation: That the Committee notes the terms of the consultation response submitted.

1. Executive Summary

- 1.1 The Council, along with the other local authorities and community planning partnerships, were requested to participate in a review of Police Scotland's development of Local Police Plans for 2020-23 which is being taken forward jointly by the Scottish Police Authority (SPA), Police Scotland and COSLA.
- 1.2 The response to the consultation was prepared in consultation with the Chair of the Committee and is detailed in Appendix 1. The Committee is asked to note the response.

2. Background

- 2.1 Police Scotland, the Scottish Police Authority and COSLA agreed to work together to undertake a review of the development of the Local Police Plans to identify areas of development and best practice which will then inform future local planning processes. The review sought the views of local authority elected members leading on scrutiny of local policing and officials involved in the last planning cycle of local police plans.
- 2.2 The review sought feedback on the following broad areas:
 - How effectively do Police Scotland engage with you on changing local priorities?
 - How effective do you consider current scrutiny of LPP delivery at local level to be?
 - How can the process to produce a Local Police Plan be enhanced and improved?
 - What measures could be used to strengthen the local relevance of Local Police Plans?

- 2.3 A meeting was scheduled for 26th August 2021 to enable Elected Members to discuss the consultation document. The meeting convened but was inquorate. The Head of Democratic Services therefore liaised with the Chair of the Committee to prepare and submit a response to the consultation which is detailed at Appendix 1

3. Proposals

- 3.1 That the Committee notes the consultation response submitted.

4. Implications/Socio-economic Duty

Financial

- 4.1 There are no financial implications arising from this report.

Human Resources

- 4.2 There are no Human Resources implications arising from this report.

Legal

- 4.3 There are no Legal implications arising from this report.

Equality/Socio-economic

- 4.4 Police Scotland will assess the outcomes of the consultation exercise for equality, diversity and socio-economic outcomes.

Environmental and Sustainability

- 4.5 There are no Environmental implications arising from this report.

Key Priorities

- 4.6 The response to the consultation contributes to the Council's priorities of developing and promoting Aspiring Communities in North Ayrshire with active and strong communities where residents and communities are safe.

Community Wealth Building

- 4.7 There are no Community Wealth Building benefits arising from this report.

5. Consultation

- 5.1 Police Scotland will consult on any actions they propose to take in response to the consultation responses received from members of the public and strategic partners.

Aileen Craig
Head of Service (Democratic

For further information please contact **Aileen Craig, Head of Service (Democratic)**, on 01294 324125.

Background Papers

Appendix 1

Police Scotland

Consultation on Review of Development of Local Police Plans Response from North Ayrshire Council

Background and Consultation Request

Police Scotland, the Scottish Police Authority and COSLA have agreed to work together to undertake a review of the development of the Local Police Plans to identify areas of development and best practice which will then inform future local planning processes. The review seeks the views of local authority elected members leading on scrutiny of local policing and officials involved in the last planning cycle of local police plans.

The consultation seeks responses on the following broad areas: -

- How effectively do Police Scotland engage with you on changing local priorities?
- How effective do you consider current scrutiny of LPP delivery at local level to be?
- How can the process to produce a Local Police Plan be enhanced and improved?
- What measures could be used to strengthen the local relevance of Local Police Plans?

Response from North Ayrshire Council

This response provides some general or high-level feedback on the consultation request. The Council recognises that further consultation and more in-depth engagement will take place following on from this response. It is noted that a response has also been provided by North Ayrshire Community Planning Partnership. This response has been prepared for the Council under the authority of the Police Fire and Rescue Committee fulfilling its scrutiny role as required by statute.

It is recognised that Police Scotland in preparing the most recent plan, undertook a programme of engagement which included:

- Circulation of the draft plan to all 6 locality partnerships with presentations where possible. All Locality Partnerships were offered the opportunity to provide feedback to influence the drafting process. The Council understands that the feedback provided by the Locality Partnerships reflected positive comment on the proposals contained in the draft plan.

- Agreeing that North Ayrshire Council put the draft plan on their Consultation Hub for community engagement
- Public Health facilitated a Health Impact Assessment which was supported by North Ayrshire Council staff involving community planning partners. This identified Children and Young People as an area of focus which was reflected in the final version of the Local Police Plan.
- A presentation was given to the CPP Senior Officers Group and CPP Board which sought feedback and comment.
- The Chair of the North Ayrshire Police, Fire and Rescue Committee was given a specific briefing on the final draft of the plan in advance of the presentation to the Committee meeting.

The Council recognises that extensive engagement has taken place involving both groups within the CPP as well as the lead officer for the CPP in developing the draft plan and shaping local priorities which thereafter formed the draft Local Police plan for wider consultation. The involvement of the Police Fire and Rescue Committee in its scrutiny function was not involved in this process and was presented with the final draft plan for approval at its meeting on 17th May 2021. Whilst Members of the Committee were content with the local priorities resolved upon and the focus for future delivery of policing in the locality and were happy to recommend adoption of the Plan to full Council, Committee Members are of the view that earlier engagement with the committee to discuss priorities and content of the draft plan would be welcome. That having been said, the Committee wishes to emphasise that it is very satisfied with the content of the Local Police Plan and with the consultation and engagement which took place to inform its content.

In preparation for future local police plans, it is suggested that earlier formal engagement with the Committee is built into the process to provide updates on changing local priorities and the evidence base for reaching those conclusions. Whilst there is already a positive relationship of information sharing and cooperation between the police and local authority, it is recommended that the circle is completed by more formal involvement in the consultation and engagement process with the Police Fire and Rescue Committee. In general, the information formally presented to the Committee relates to quarterly performance statistics to enable the Committee to fulfil its scrutiny function. The Committee would therefore welcome inclusion earlier in the local plan preparation process in a similar way to the early involvement undertaken with the CPP.

In terms of the current reporting of progress on delivery and outcomes, the Committee is very satisfied with the well-presented information which comes before it on a quarterly basis and that our local police have responded to specific requests for

information which have subsequently been built into the standard reporting mechanism (e.g. taser deployment).

The Council is keen to assist and be involved in any way towards improvement of processes and outcomes for policing and our communities as a whole and looks forward to continuing to work positively in embracing partnership working with Police Scotland in taking matters forward.

Conclusion

The Council welcomes the consultation on review of future development of Local Police Plans and looks forward to working further with Police Scotland in developing the consultation process for future plans and building on good practice.

Aileen Craig
Head of Democratic Services
North Ayrshire Council

NORTH AYRSHIRE COUNCIL

29 November 2021

Police Fire and Rescue Committee

Title: **Scottish Fire and Rescue Service Consultation on Strategic Plan 2019-2022**

Purpose: To advise the Committee of the consultation request and the response submitted.

Recommendation: That the Committee notes the terms of the consultation request and the response submitted.

1. Executive Summary

- 1.1 The Scottish Fire and Rescue Service (SFRS) is carrying out a consultation on how it has performed against its current Strategic Plan 2019-22 and its stated outcomes and objectives.
- 1.2 The response to the consultation was due for submission by 25th November 2022. The response to the consultation was submitted in consultation with the Chair of the Committee and is detailed in Appendix 1.

2. Background

- 2.1 The Scottish Fire and Rescue Service (SFRS) is undertaking a Consultation on its performance against its Strategic Plan for 2019 – 2022. The Plan outlines its objectives to deliver a fire and rescue service that serves our communities and meet demand including new and emerging risks.
- 2.2 The consultation seeks views on how SFRS has performed against the outcomes and objectives contained in the Plan. The Plan contains a number of Outcomes: -
 - Outcome 1: Having a collaborative approach and targeted prevention and protection activities to improve community safety and wellbeing and support sustainable economic growth.
 - Outcome 2: Having a flexible operational model to provide an effective emergency response to meet diverse community risks
 - Outcome 3: Being a great place to work where people are safe, supported and empowered to deliver high performing innovative services
 - Outcome 4: Being fully accountable, maximising public value by delivering a high quality and sustainable fire and rescue service

- 2.3 The Committee meeting scheduled for 22nd November was adjourned. The Head of Democratic Services therefore liaised with the Chair of the Committee to submit a timeous response to the consultation which is detailed at Appendix 1. The response reflects on the positive working relationship that has been fostered between the Council and SFRS and offers some comment for future inclusion in the next SFRS Strategic Plan.

3. Proposals

- 3.1 That the Committee (i) notes the consultation request and (ii) notes the consultation response contained at Appendix 1 submitted to SFRS.

4. Implications/Socio-economic Duty

Financial

- 4.1 There are no financial implications arising from this report.

Human Resources

- 4.2 There are no Human Resources implications arising from this report.

Legal

- 4.3 There are no Legal implications arising from this report.

Equality/Socio-economic

- 4.4 SFRS will assess the outcomes of the consultation exercise for equality, diversity and socio-economic outcomes.

Environmental and Sustainability

- 4.5 There are no Environmental implications arising from this report.

Key Priorities

- 4.6 The response to the consultation contributes to the Council's priorities of developing and promoting Aspiring Communities in North Ayrshire with active and strong communities where residents and communities are safe.

Community Wealth Building

- 4.7 There are no Community Wealth Building benefits arising from this report.

5. Consultation

- 5.1 SFRS will consult on any actions they propose to take in response to the consultation responses received from members of the public and strategic partners.

Aileen Craig
Head of Service (Democratic)

For further information please contact **Aileen Craig, Head of Service (Democratic)**, on 01294 324125.

Background Papers
Appendix 1

**Scottish Fire and Rescue Service Consultation
Strategic Plan 2019-2022: Your Views
Response from North Ayrshire Council**

Background

The Scottish Fire and Rescue Service (SFRS) is undertaking a Consultation on its performance against its Strategic Plan for 2019 – 2022. The Plan outlines its objectives to deliver a fire and rescue service that serves our communities and meet demand including new and emerging risks.

Consultation Request

SFRS have asked for the Council's views on its performance on the 2019-2022 Strategic Plan.

The Plan contains a number of Outcomes: -

- Outcome 1: Having a collaborative approach and targeted prevention and protection activities to improve community safety and wellbeing and support sustainable economic growth.
- Outcome 2: Having a flexible operational model to provide an effective emergency response to meet diverse community risks
- Outcome 3: Being a great place to work where people are safe, supported and empowered to deliver high performing innovative services
- Outcome 4: Being fully accountable, maximising public value by delivering a high quality and sustainable fire and rescue service

Response

North Ayrshire Council has an excellent partnership with its local Fire and Rescue Service which is approachable, proactive and responsive to need. The Council's Police, Fire and Rescue Committee receives regular informative updates and presentations on performance and initiatives. The Council is satisfied with the performance of the local SFRS on the Strategic Outcomes contained in the Strategic Plan.

The following additional comments are offered:

- The contribution of SFRS to Community Planning has been welcomed and should continue as a priority in any plan with resources being made available to deliver local outcomes and improvement plans.
- The preventative strategy should continue. It is a sensible approach to improving outcomes for communities and to protect people from harm. It is recognised that the work being done by SFRS in assisting to keep people safe and prevent them from coming to harm is a valuable contributor to public service delivery. Working in collaboration with the other emergency services in this regard has made good sense.

- The SFRS is a locally well-respected emergency service. SFRS should continue to engage with local communities to build confidence in the service and establish and foster relationships with a view to the prevention agenda and supporting communities.
- In terms of the objective of dealing with UFAS, it is noted that numbers are still high and that SFRS has recently put forward options for consultation on how these should be responded to. The Council has commented on those proposals. The Council would welcome proposals working towards reducing the frequency of such alarms rather than purely concentrating on response once they have been activated.
- Recognising the diversity of local areas and the specific needs of communities is vital. In North Ayrshire, this is being demonstrated where new response vehicles are being deployed to better meet the needs of the community and its environment.
- The contribution of SFRS as an employer in the local area makes a difference in the local economy and community as a whole and the continued availability and retention of quality local jobs should be a priority as a contributor to the area.
- The Council's involvement with SFRS people has been positive. The local commander and his team are dedicated to their roles and are excellent representatives for SFRS. Going forward, it is vital that the Service continues to invest in its people to ensure the maintenance of positive working relationships with strategic partners and communities and a well-trained workforce equipped to respond to emergencies.
- Governance and accountability form a key part of monitoring the implementation of the strategic plan to ensure that outcomes are met. In that regard, the regular and informative updates provided to the Council's Police Fire and Rescue Committee where the questions of Elected Members are comprehensively responded to have provided assurance that objectives are being met.
- A continued local approach in line with the principals of the Christie Commission should be maintained in the future Strategic Plan to ensure that local commanders are empowered to deliver services according to local needs and demands.
- There should be increased focus on sustainability and climate change in the next Strategic plan.

Conclusion

The Council welcomes further consultation on the content of the new Strategic Plan once that has been developed, building on the positive work that has been achieved to date. The Council, its partners and communities have benefited from the positive working relationship that has been fostered with the local commander and his team and looks forward to that continuing.

Aileen Craig
Head of Service (Democratic)
North Ayrshire Council

NORTH AYRSHIRE COUNCIL

29 November 2021

Police Fire and Rescue Committee

Title: **Fire and Rescue Framework Consultation**

Purpose: To advise the Committee of the consultation request and seek feedback to enable provision of a consultation response.

Recommendation: That the Committee provides feedback to enable the submission of a consultation response.

1. Executive Summary

- 1.1 Scottish Ministers have a statutory duty in terms of the Fire (Scotland) Act 2005 as amended to prepare a Fire and Rescue Framework for Scotland setting priorities and objectives and providing guidance to the Scottish Fire and Rescue Service (SFRS) on the execution of its functions. In preparing the Framework, Ministers require to consult with SFRS, bodies representing SFRS staff, COSLA and any other relevant bodies which includes local authorities. The consultation seeks views on the next Fire and Rescue Framework for Scotland.
- 1.2 The Committee is requested to provide feedback to enable the provision of a consultation response.

2. Background

- 2.1 Scottish Ministers have a statutory duty in terms of the Fire (Scotland) Act 2005 as amended to prepare a Fire and Rescue Framework ("the Framework") for Scotland. The Framework sets out Scottish Ministers' expectations of the SFRS and provides it with strategic priorities and objectives, together with guidance on how the delivery of its functions should contribute to the Scottish Government's purpose. SFRS has a statutory duty to have regard to the Framework when preparing its Strategic Plan which sets out how it will deliver its functions as well as setting out the outcomes which will be used to measure its performance in doing so. SFRS is about to develop its Strategic Plan for 2022-2025 and will take account of the priorities and objectives set out in the Framework when seeking views on how it has performed against its current Strategic Plan 2019-2022 to inform that process.

2.2 The Framework published by Scottish Ministers for consultation contains 7 outcome focussed strategic priorities which are summarised at Appendix 1. These are: -

- Strategic Priority 1 – Prevention and Protection
- Strategic Priority 2 – Response
- Strategic Priority 3 – Innovation and Modernisation
- Strategic Priority 4 – Climate Change
- Strategic Priority 5 – Effective Governance and Performance
- Strategic Priority 6 – People
- Strategic Priority 7 - Partnership

2.3 The Committee is asked to consider the priorities outlined in Appendix 1 and provide feedback to enable a response to the consultation to be formulated and submitted. Views will be collated and considered by Scottish Ministers in finalisation of the Framework.

3. Proposals

3.1 That the Committee (i) provides feedback on the proposed Strategic Priorities outlined in greater detail at Appendix 1 to enable a consultation response to be formulated and (ii) to authorise the Head of Service (Democratic) to submit a response to the Scottish Government on behalf of the Committee in consultation with the Chair.

4. Implications/Socio-economic Duty

Financial

4.1 There are no financial implications arising from this report.

Human Resources

4.2 There are no Human Resources implications arising from this report.

Legal

4.3 There are no Legal implications arising from this report.

Equality/Socio-economic

4.4 Scottish Ministers will assess the outcomes of the consultation exercise for equality, diversity and socio-economic outcomes.

Environmental and Sustainability

4.5 There are no Environmental implications arising from this report.

Key Priorities

4.6 The response to the consultation contributes to the Council's priorities of developing and promoting Aspiring Communities in North Ayrshire with active and strong communities where residents and communities are safe.

Community Wealth Building

4.7 There are no Community Wealth Building benefits arising from this report.

5. Consultation

5.1 Scottish Ministers will consult on any actions they propose to take in response to the consultation responses received from members of the public and strategic partners.

Aileen Craig
Head of Service (Democratic)

For further information please contact **Aileen Craig, Head of Service (Democratic)**, on 01294 324125.

Background Papers

Appendix 1

SFRS Strategic Priorities (Framework)

Strategic Priority 1 - Prevention and Protection

The overriding purpose of SFRS remains to improve the safety and well-being of communities. A priority for SFRS is preventing fires and reducing their human, social and economic impact. SFRS should use an evidence-based approach to target groups and individuals according to risk, and universal population wide activities, to improve fire and wider community safety. These should contribute to reducing inequality and encouraging sustainable and inclusive growth. SFRS should work with public, private and voluntary organisations; communities and individuals where they can add value and contribute to outcomes.

Strategic Priority 2 - Response

In conjunction with effectively addressing risk, SFRS should ensure that the capability of its assets and staff, combined with technological improvements, enable it to respond to incidents with the right resources at the right time across communities in Scotland. The Service should embrace a flexible, innovative and inclusive approach to its service delivery and resilience planning, ensuring its response resources and crewing arrangements are aligned to current and future risks.

Strategic Priority 3 – Innovation and Modernisation

SFRS should continually improve and modernise the service it provides so that it can do more to improve outcomes for communities across Scotland. Modernisation proposals should be considered, developed and delivered using sound evidence and should include but not be limited to ensuring SFRS is using its people, assets and financial resources in the most efficient and effective manner and that the role of firefighters is modernised to allow the Service to address new and emerging risks in our communities.

Strategic Priority 4 – Climate Change

SFRS should continue working with other public sector partners and communities to support action to address the climate emergency including the challenges of more extreme weather events. SFRS should do so by preventing and reducing its own greenhouse gas emissions and working to ensure Scotland's communities are resilient and safe in response to the changing climate. SFRS's corporate response to the Climate Emergency should include, for example, commitment towards transitioning over to ultra-low emission fleets, renewable energy and heat; low carbon buildings and materials; and wherever possible, maximising the positive impact procurement can have on addressing the Climate Emergency.

Strategic Priority 5 - Effective Governance and Performance

SFRS should ensure it has an effective approach to performance management to support robust scrutiny of the Service at national and local levels. This approach should be regularly reviewed and evaluated in pursuit of continuous improvement. SFRS should also collect, produce and analyse data and other intelligence to inform actions to promote the safety and well-being of communities, support operational efficiency and performance improvements (including its partnership contributions) and enable effective public reporting of performance.

Strategic Priority 6 - People

SFRS should continue to be a Fair Work employer and develop as an employer of choice. It should promote the equality, safety and physical and mental health of all its staff. SFRS should continue to maximise the effectiveness of its approach to workforce and succession planning and should be a learning organisation with equal opportunities for all. SFRS should ensure it enables innovation and change through its People Strategy. SFRS should actively strive to be an organisation that is more representative of the people and communities of Scotland that it serves.

Strategic Priority 7 – Partnership Working

Partnership Working with others such as other blue light emergency services, public, private and voluntary organisations and Scotland's communities should be ingrained throughout SFRS. This includes but goes beyond the important and statutory work undertaken through the established Community Planning Partnerships. Partnerships should develop joined up policies to multidimensional problems. Innovative leadership should be provided to facilitate the identification of collaborative opportunities, making the best use of public resources. The aims should be to achieve community safety, drive out inefficiencies, where possible, whilst achieving operational efficiencies and effectiveness to ultimately improve outcomes for our Scottish communities.

NORTH AYRSHIRE COUNCIL

29 November 2021

Police Fire and Rescue Committee

Title: **Scottish Fire and Rescue Service Consultation on Unwanted Fire Alarm Signals**

Purpose: To advise the Committee of the response submitted to the consultation request.

Recommendation: That the Committee notes the terms of the consultation response submitted.

1. Executive Summary

- 1.1 The Scottish Fire and Rescue Service (SFRS) gave a presentation on its consultation proposals for dealing with Unwanted Fire Alarm Signals (UFAS) to the Committee on 17th August 2021 and asked that the Council respond to the consultation request.
- 1.2 The response to the consultation was prepared in consultation with the Chair of the Committee and is detailed in Appendix 1. The Committee is asked to note the response.

2. Background

- 2.1 The Scottish Fire and Rescue Service (SFRS) was consulting on proposals on how it responds to Unwanted Fire Alarm Signals (UFAS) and how it should best respond to Automatic Fire Alarm Signals to reduce the burden placed on the Service and partners by UFAS. The review sought the views of local authority elected members leading on scrutiny of SFRS activity.
- 2.2 A presentation was given to the Committee on the consultation proposals on 17th August 2021 and feedback was sought on three proposed options for SFRS response to UFAS. The Committee provided some initial feedback and recognised the challenges that responding to UFAS present with particular regard to potential consequential delay to emergency responses if fire appliances and personnel are dealing with false alarms.
- 2.3 A meeting was scheduled for 26th August 2021 to enable Elected Members to discuss the consultation document further. The meeting convened but was inquorate. The Head of Democratic Services therefore liaised with the Chair of the Committee to prepare and submit a response to the consultation which is detailed at Appendix 1

3. Proposals

3.1 That the Committee notes the consultation response submitted.

4. Implications/Socio-economic Duty

Financial

4.1 There are no financial implications arising from this report.

Human Resources

4.2 There are no Human Resources implications arising from this report.

Legal

4.3 There are no Legal implications arising from this report.

Equality/Socio-economic

4.4 SFRS will assess the outcomes of the consultation exercise for equality, diversity and socio-economic outcomes.

Environmental and Sustainability

4.5 There are no Environmental implications arising from this report.

Key Priorities

4.6 The response to the consultation contributes to the Council's priorities of developing and promoting Aspiring Communities in North Ayrshire with active and strong communities where residents and communities are safe.

Community Wealth Building

4.7 There are no Community Wealth Building benefits arising from this report.

5. Consultation

5.1 SFRS will consult on any actions they propose to take in response to the consultation responses received from members of the public and strategic partners.

Aileen Craig
Head of Service (Democratic)

For further information please contact **Aileen Craig, Head of Service (Democratic)**, on 01294 324125.

Background Papers

**Scottish Fire and Rescue Service
Consultation on Unwanted Fire Alarm Signals
Response from North Ayrshire Council**

Background and Consultation Request

The Scottish Fire and Rescue Service (SFRS) is consulting on proposals on how it responds to Unwanted Fire Alarm Signals (UFAS) and how it best responds to Automatic Fire Alarm Signals to reduce the burden placed on the Service and partners by UFAS. The review seeks the views of local authority elected members leading on scrutiny of SFRS activity.

The Police Fire and Rescue Committee received a presentation from SFRS at its meeting on 17th August on the issues surrounding UFAS and the impact they have or could have on service delivery. The Committee noted the issues presented and provided some initial feedback to SFRS Officers present. The three options on how to deal with UFAS in future were put forward for consultation and it was noted that the status quo was not presented as an option.

The Options presented for consultation are as follows:-

Option A

Call challenge all AFAs from non-domestic premises, unless exempt

- No response is mobilised, if questioning confirms there is no fire, or signs of fire
- Sleeping risk premises are exempt from call challenging and will receive the following immediate response:
 - Residential Care Homes receive a PDA of two fire appliances regardless of time of day
 - All other sleeping risks receive a PDA of one fire appliance between 0700-1800hrs and two fire appliances out-with these hours

This may result in a 61% reduction on unnecessary call outs.

OPTION B

- Call challenge all AFAs from non-domestic premises
- No response is mobilised, if questioning confirms there is no fire, or signs of fire

- No exemptions to call challenging apply (i.e. all AFA calls received are call challenged, regardless of premises type and caller)

This may result in a reduction of 85% on unnecessary call outs.

OPTION C

- Non-attendance to all AFAs from non-domestic premises, unless back-up 999 call confirming fire, or signs of fire is received
- Sleeping risk premises are exempt from non-attendance and will receive the following immediate response:
 - Residential Care Homes receive a PDA of two fire appliances regardless of time of day
 - All other sleeping risks receive a PDA of one fire appliance between 0700-1800hrs and two fire appliances out-with these hours

This may result in a reduction of 71% on unnecessary call outs

Response from North Ayrshire Council

The Committee provided some feedback on its concerns at what it perceived could be a diminution in service provision. The Committee did recognise the challenges that dealing with UFAS present with particular regard to emergencies which can occur and to which response may be delayed if fire appliances and personnel are dealing with false alarms. It further noted that attending to these alarms could detract from other training and preventative work undertaken by fire officers. The Committee also noted that there was no legal obligation on SFRS to respond to UFAS and that there were legal responsibilities relating to these issues resting with the duty holder of the commercial premises concerned. The Committee also noted the proposed mitigations.

The Committee noted that the SFRS had to amend their standard response to UFAS during Covid -19 for safety of firefighters and the public alike and that there were positives resulting from that. SFRS sent a single fire appliance to AFAs of certain property types which reduced blue light journeys by an average of 21%. This interim response, cut down on blue light journeys, reduced risk and minimised disruption enabling SFRS to adapt to the challenges of the pandemic. There were also positives in terms of minimising environmental and climate impact by reducing unnecessary journeys. SFRS reviewed the overall impact of this interim response during January 2021 and there was no evidence that its implementation had any detrimental impact. The Committee noted however that the Covid -19 response is not one of the options for consultation. The Options for consultation are A-C as outlined above.

It is noted that the Local Fire Plan 2017 states the following concerning UFAS:

“We will seek to reduce the instances of Unwanted Fire Alarms Signals by:

- *Investigating every cause of alarm and engaging with those responsible for fire warning systems following an operational attendance at a UFAS incident*
- *Analysing our UFAS attendances at those premises that give cause to frequent generation of false alarms to identify trends and support occupiers to develop demand reduction plans*
- *Instigating where required, formal fire safety enforcement measures to ensure appropriate demand reduction action is taken by those responsible for premises generating unacceptable levels of false alarms*

We will monitor the effectiveness of mobilising to Unwanted Fire Alarms Signals by:

- *Reviewing the number of attendances at non-domestic premises and the type of premises generating unwanted false alarm signals across North Ayrshire*
- *Evaluating the outcomes of occupier's demand reduction plans to review progress and identify and share good practice"*

The Committee agrees that the best way to deal with emergency is to prevent it from happening in the first place and wholly supports the efforts of SFRS in taking forward its preventative role to deliver fire safety messages and work with partners and organisations in fire prevention advice to create safer communities and improve the overall safety and wellbeing of the people of Scotland. The Committee noted that a critical part of the proposals involves reinvesting the time saved by responding to UFAS on working on fire prevention measures and with duty holders of commercial premises for better preparedness for emergencies and avoid the automatic fire alarms being unnecessarily deployed. The Committee recognises the balance to be struck and in the event that SFRS concludes that service response measures to UFAS are altered, a formal plan should be put in place to address measures to deal with UFAS including training as a further mitigatory and preventative measure.

Conclusion

The Council recognises the challenges presented by attending UFAS but has concerns about the possible diminution in service provision and the risks that may be associated with that. Similarly, the Council recognises the risks to responding quickly to other emergencies if appliances are engaged elsewhere on false alarms. In essence a balanced view based on full risk assessment requires to be undertaken. It is the Council's view that SFRS is best placed to make that assessment on the basis of their expertise coupled with the necessary evidence to make that considered decision based on full risk assessment. The Council is of the view however that Option C provides too much risk and that Option A would present least risk from the options presented. Ultimately the matter is a service level decision for the SFRS to make based on their expertise to deliver on their statutory responsibilities, provide rescue services and protect the public to the best of the Service's ability whilst at the same time maintaining public confidence in the service.

Aileen Craig
Head of Democratic Services
North Ayrshire Council

Police & Fire and Rescue Committee – 29 November 2021

Subject	Performance Report and Service updates
Purpose	To advise members of the Police and Fire Committee as to progress against North Ayrshire's Local Fire and Rescue Plan and to provide committee members with other key Fire and Rescue Service updates
Recommendation	For members to note the information contained within this report

1. Introduction

- 1.1 On the 1st October 2019, the Scottish Fire and Rescue Service (SFRS) laid before the Scottish Parliament its new Strategic Plan for the period 2019-22. As a result of this publication, the Service is legally obliged to review its existing Local Fire and Rescue Plans for all 32 local authorities across Scotland.
- 1.2 The priorities contained within the current North Ayrshire Local Fire and Rescue Plan were formally approved at the full Council. The continuation of these priorities has been agreed for the 2021/22 period, via the Police & Fire and Rescue Committee, and will be subject to ongoing monitoring via this forum.

2. Performance Summary

- 2.1 An analysis of operational responses within North Ayrshire for the period 1st April to 30th September 2021 identified a 14% increase in activity levels across the local authority when compared to the corresponding period in 2020. A further review of the three years average indicated a 3% increase in overall operational activity during a similar timeframe.
- 2.2 In reviewing operational activity on a broader level, false alarms accounted for 51% of all demand within North Ayrshire, with fire related and special service activity accounting for 36% and 13% respectively.
- 2.3 For the period 1st April 2021 to 30th September 2021, overall progress is being monitored across six indicators, utilising the three-year rolling average as basis of measuring performance. Year on year and the rolling three-year average figures are also used to review short and long terms changes in demand and trends.
- 2.4 Utilising the defined approach in Section 2.3, review of performance against these six indicators identified four indicators are below, one remains constant and one is above

the three-year average. Two indicators have seen a reduction in the three-year average by more than 39% and 32%.

- 2.5 Further analysis of this performance is provided within the associated performance report (Appendix A).

3. SFRS Updates

- 3.1 The SFRS has recently published its 2020-21 Incident Statistics Report. A copy of this document (Appendix B) is attached for the Police & Fire and Rescue Committee's consideration.
- 3.2 The Scottish Government has commenced a consultation process on its next [Fire and Rescue Framework for Scotland](#). This process opened on Wednesday 29th of September and will close on Wednesday 22nd of December 2021.
- 3.3 The law on fire alarms is changing from February 2022, which means all Scottish homes will need to have interlinked alarms. A short presentation has been developed to help inform the Police & Fire and Rescue Committee on these changes.
- 3.4 The SFRS recently held a large scale high-rise building exercise at Doon Court in Irvine. This exercise focused on testing lessons learned from other high-rise building incidents from across the wider United Kingdom. A further two large scale events are scheduled to take place at this location on Wednesday 8th and Thursday 9th of December 2021.

4. Proposal

It is proposed that members of the Police & Fire and Rescue Committee:

- a) Note the contents of the performance summary and associated report for the period 1st April to 30th September 2021.
- b) Note the SFRS updates.

5. Implications

- 5.1 No implications have been identified at this time in respect of service delivery within North Ayrshire.

6. Conclusion

- 6.1 Fire and rescue service activity is subject to regular monitoring and review and the local fire and rescue plan priorities identified within the Local Fire and Rescue Plan forms part of this reporting process.
- 6.2 Members of the Police & Fire and Rescue Committee will be kept up to date as to progress against the Local Fire and Rescue Plan and to any future fire and rescue service updates as they arise.

Area Commander Ian McMeekin

**Local Senior Officer
East Ayrshire, North Ayrshire and South Ayrshire
Scottish Fire and Rescue Service**

For further information please contact Area Commander Ian McMeekin 01294 606811



**North Ayrshire Performance Report
1st April 2021 - 30th September 2021**



SCOTTISH
FIRE AND RESCUE SERVICE
Working together for a safer Scotland

**Working together
for a safer Scotland**



North Ayrshire Performance Report

Table of Contents

Local Fire and Rescue Service Plan Priorities	3
North Ayrshire Activity Summary	4
Domestic Safety - Accidental Dwelling Fires	5
Domestic Safety - Accidental Dwelling Fire Casualties	6
Unintentional Injury and Harm	7
Deliberate Fire Setting	8
Non-Domestic Fire Safety	9
Unwanted Fire Alarm Signals	10
Prevention & Protection	11
Retained Duty System	11

Local Fire and Rescue Service Plan Priorities

The Local Fire and Rescue Service Plan has been developed to set out the priorities and objectives within North Ayrshire and allows our local authority partners to scrutinise the performance outcomes of these priorities. We will continue to work closely with our partners in North Ayrshire to ensure we are all “**Working Together for a Safer Scotland**” through targeting risks to our communities at a local level.

The plan has been developed to complement key partnership activity embedded across North Ayrshire's Community Planning Partnership. Through effective and co-ordinated partnership working we will seek to deliver continuous improvement in our performance and effective service delivery in our area of operations.

The Local Fire and Rescue Plan for North Ayrshire identified six areas for demand reduction and is subject to regular monitoring and reporting through the Police & Fire and Rescue Committee. A summary of the priorities and current activity is detailed below with further detail and analysis contained within this performance report.

	Accidental Dwelling Fires	Accidental Dwelling Fire Casualties	Unintentional Injury and Harm	Deliberate Fire Setting	Non-Domestic Fire Safety	Unwanted Fire Alarm Signals
Ardrossan & Arran	12	2	2	34	1	23
Dalry & West Kilbride	4	1	0	40	3	21
Irvine East	7	2	1	15	1	9
Irvine South	8	0	1	47	4	60
Irvine West	10	1	4	66	1	50
Kilbirnie & Beith	5	1	4	41	0	21
Kilwinning	10	0	9	51	3	51
North Coast & Cumbraes	6	1	13	10	0	30
Saltcoats	7	0	1	22	0	18
Stevenston	6	0	4	66	1	31
Total Incidents	75	8	39	392	14	314

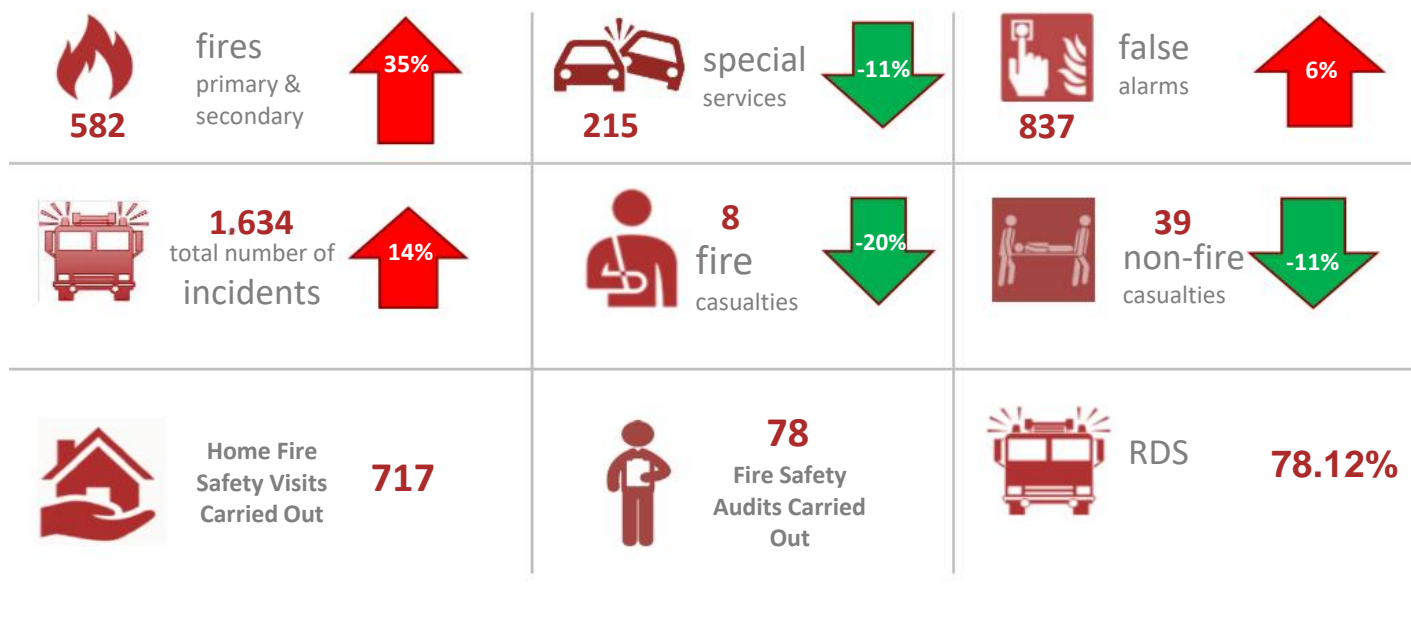
Year on Year Change	◆ 15%	● -20%	● -11%	◆ 52%	● -7%	◆ 5%
3 Year Average Change	▲ -4%	● -39%	● -32%	◆ 7%	● -13%	▲ 0%
5 Year Average Change	▲ -3%	▲ 0%	▲ -1%	◆ 2%	▲ -1%	▲ -1%

About the statistics within this report

The activity totals and other statistics quoted within this report are published in the interests of transparency and openness. They are provisional in nature and subject to change as a result of ongoing quality assurance and review. Because all statistics quoted are provisional there may be a difference in the period totals quoted in our reports after local publication which result from revisions or additions to the data in our systems. The Scottish Government publishes official statistics each year which allow for comparisons to be made over longer periods of time.

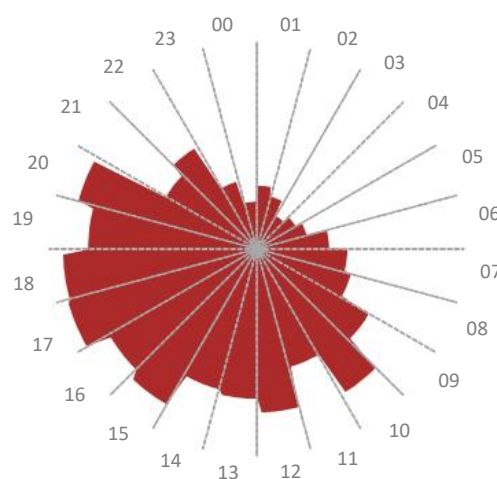
- Activity levels have reduced by more than 5%
- ▲ Activity levels have reduced by up to 5%
- ◆ Activity levels have increased overall

North Ayrshire Delivery Activity Summary

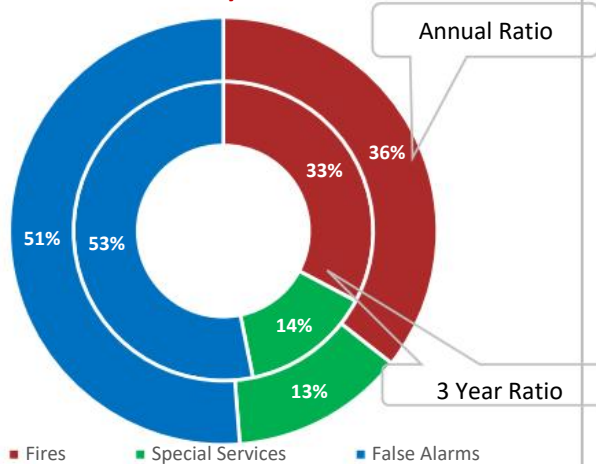


Activity by Time of Day

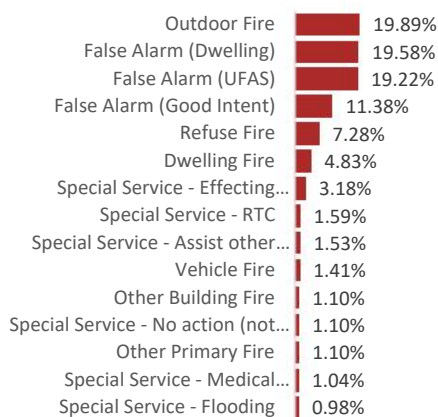
Hour (am)	Total	Hour (pm)	Total
Midnight	21	Mid-day	72
1am	28	1pm	66
2am	24	2pm	64
3am	17	3pm	79
4am	20	4pm	75
5am	23	5pm	86
6am	32	6pm	85
7am	40	7pm	74
8am	43	8pm	81
9am	57	9pm	46
10am	74	10pm	52
11am	54	11pm	31



Incidents by Classification



Top 15 Incident Types by % of Total Incidents



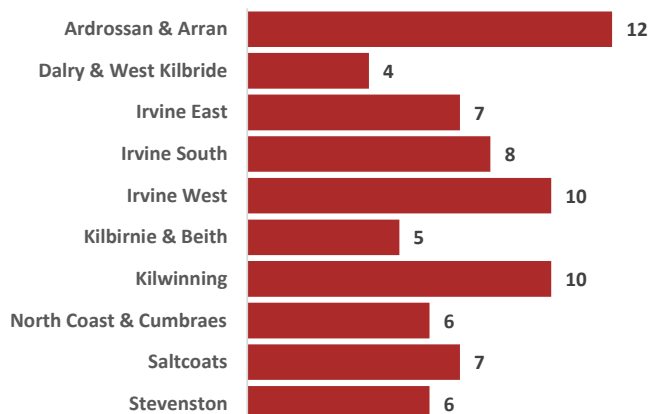
Domestic Safety - Accidental Dwelling Fires



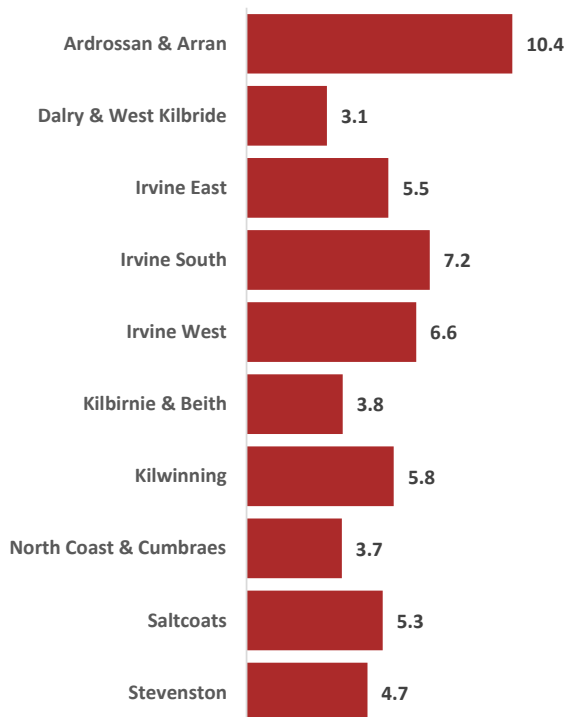
Performance Summary

Year on Year	3 Year Average	5 Year Average
15%	-4%	-3%

Accidental Dwelling Fires by Ward Area



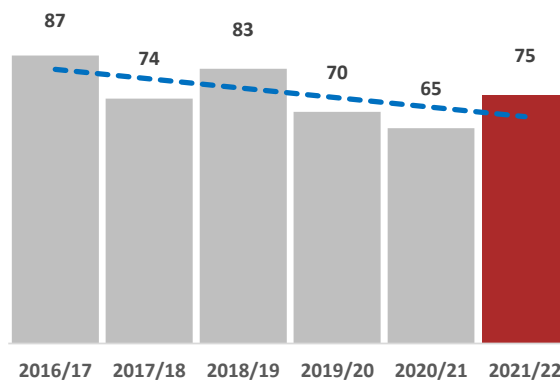
Incidents Per 10,000 Population - North Ayrshire



Incidents Per 10,000 Population - Ayrshire



Accidental Dwelling Fires to Date



Severity of Accidental Dwelling Fires



No Firefighting Action

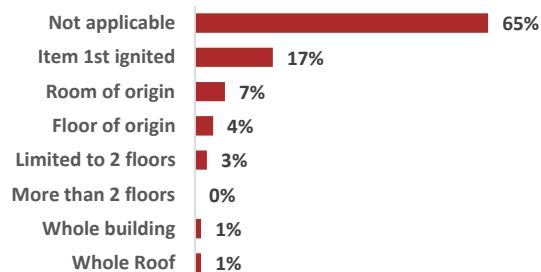
35%



Direct Firefighting

24%

Extent of Fire Damage



Automatic Detection & Actuation



Detection Present

75%



Detection Actuated


80%



Calls Made via Linked Alarms

15%

Human Factors



Distraction



Alcohol/Drug Impairment

Domestic Safety - Accidental Dwelling Fire Casualties

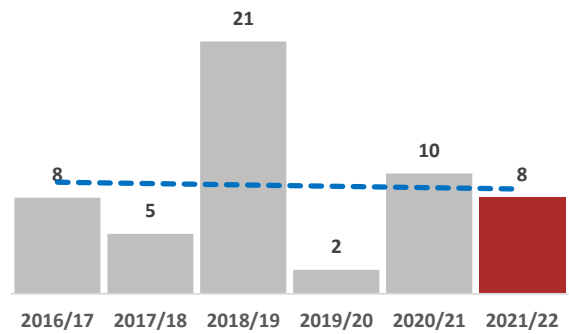


Performance Summary

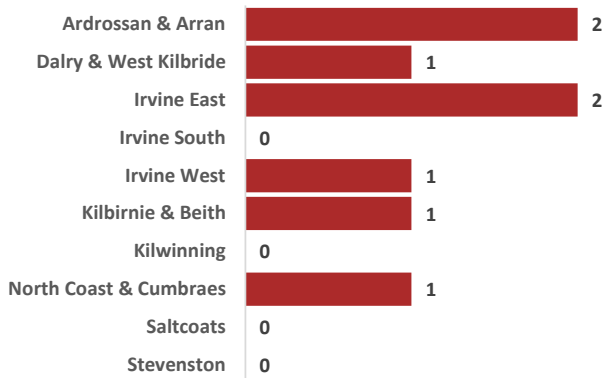
Year on Year 3 Year Average 5 Year Average

-20% -39% 0%

Accidental Dwelling Fire Casualties Year to Date



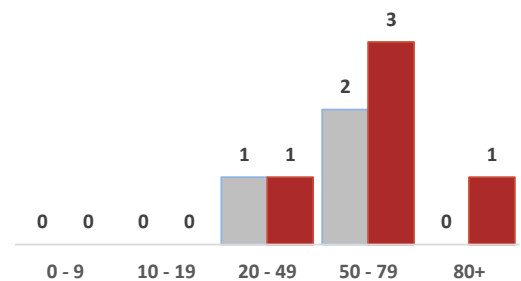
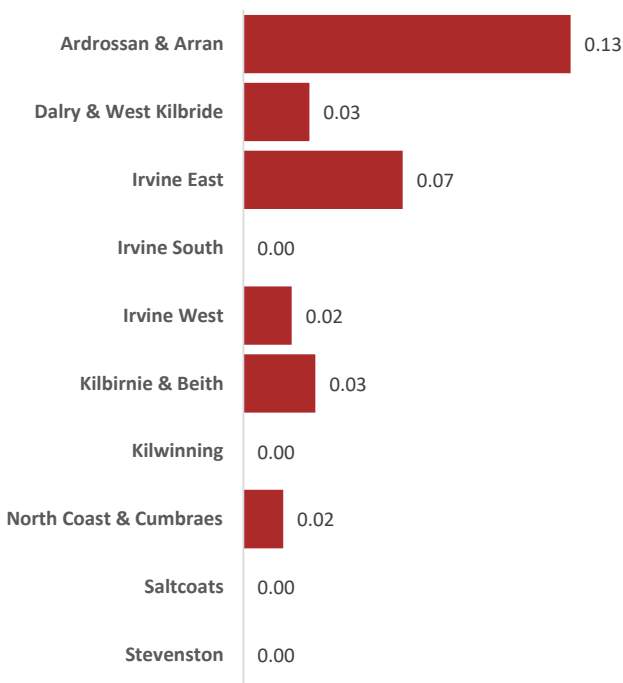
Fire Casualties by Ward Area



Age / Gender Profile



Casualties Per 10,000 Population - North Ayrshire



Extent of Harm



4

First Aid at Scene



4

Hospital Slight Injuries



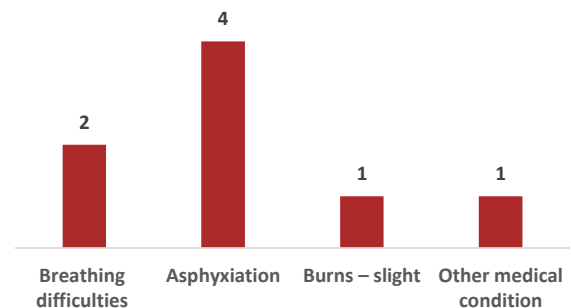
Hospital Serious



0

Fatal Injuries

Casualties Per 10,000 Population - Ayrshire



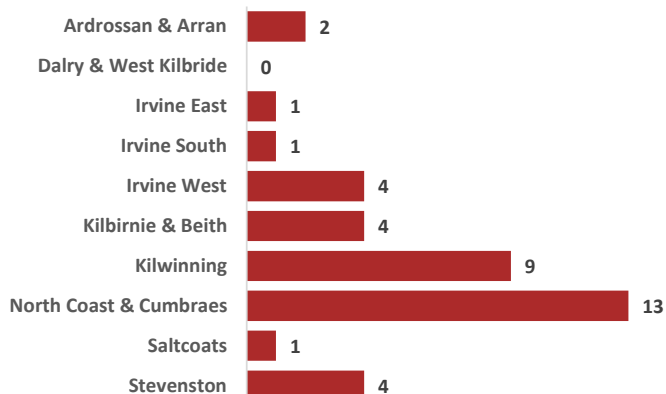
Unintentional Injury or Harm



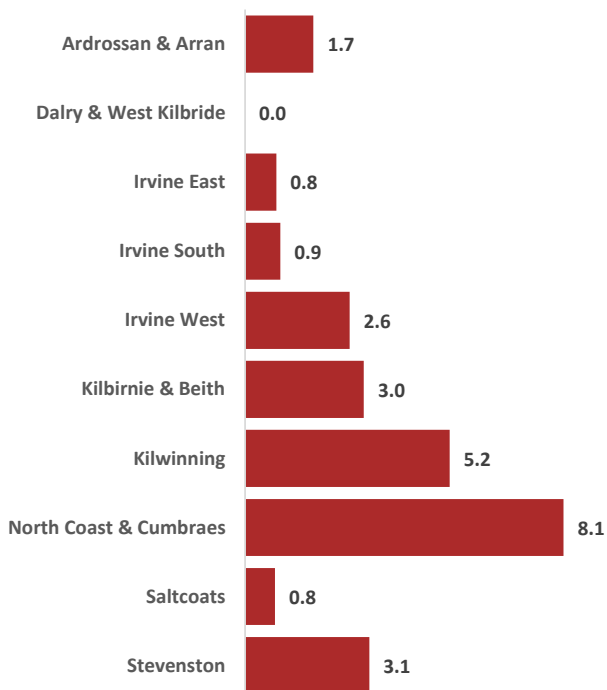
Performance Summary



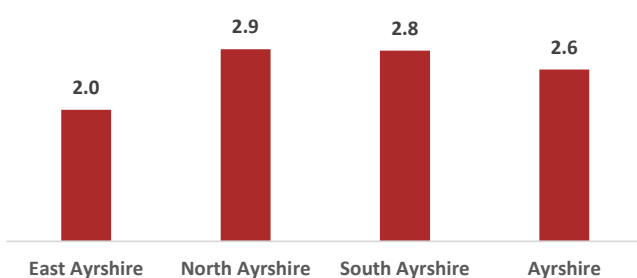
Non-Fire Casualties by Ward Area



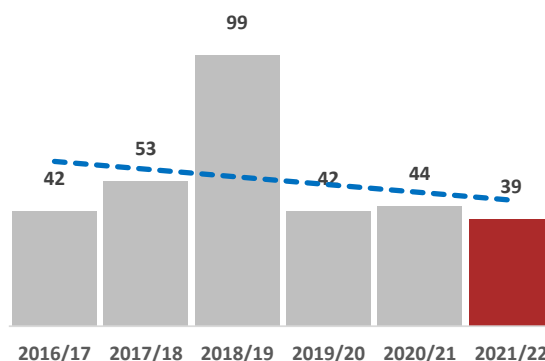
Casualties Per 10,000 Population - North Ayrshire



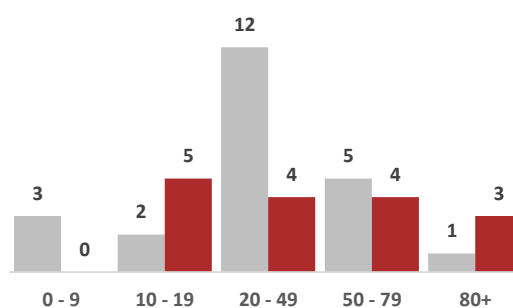
Non-Casualties Per 10,000 Population - Ayrshire



Special Service Casualties Year to Date



Age / Gender Profile



Extent of Harm



3

First Aid at Scene



21

Hospital Slight Injuries



11

Hospital Serious



Fatal Injuries



Road Traffic Collision

44%



Water Rescue

0%



Assisting Other Agencies

49%



All Other Incidents

8%

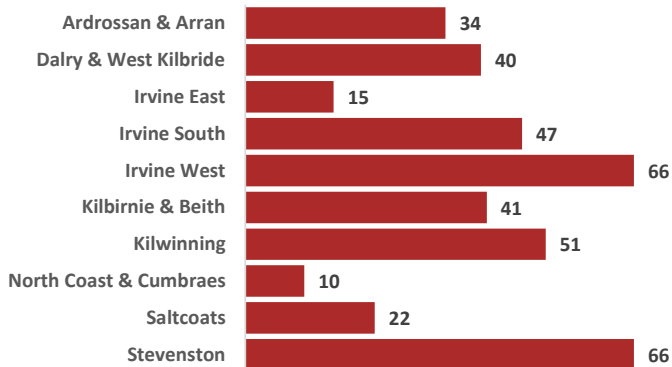
Deliberate Fire Setting



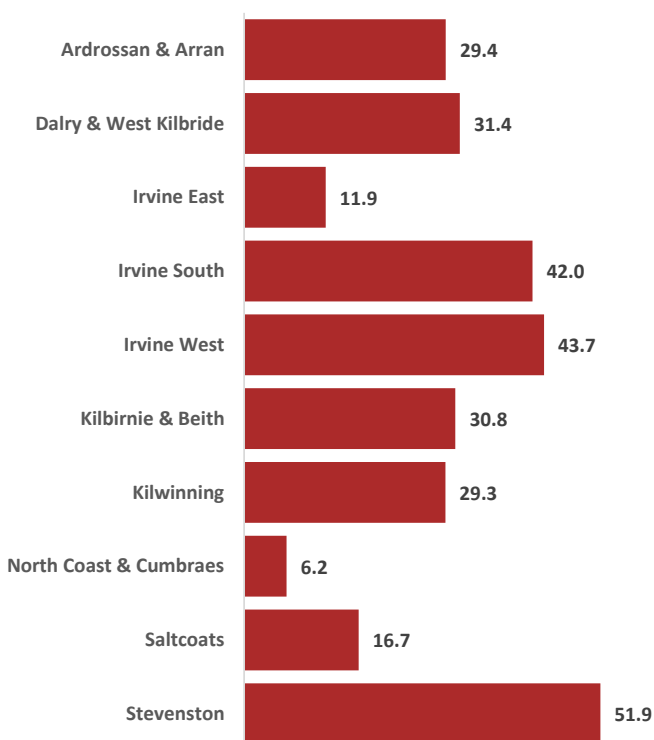
Performance Summary

Year on Year	3 Year Average	5 Year Average
52%	-4%	2%

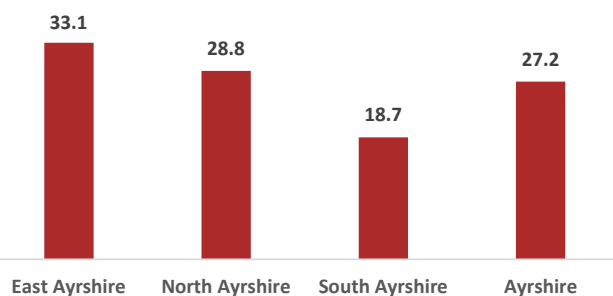
Deliberate Fires by Ward Area



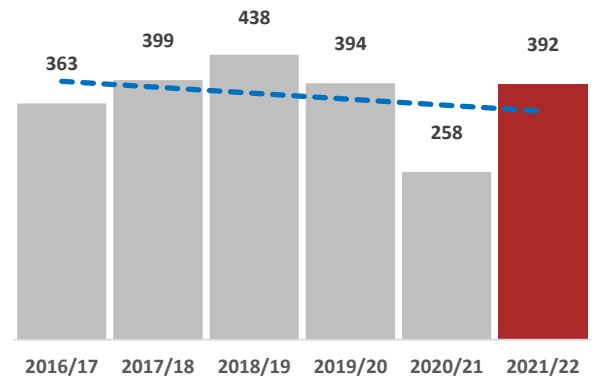
Incidents Per 10,000 Population - North Ayrshire



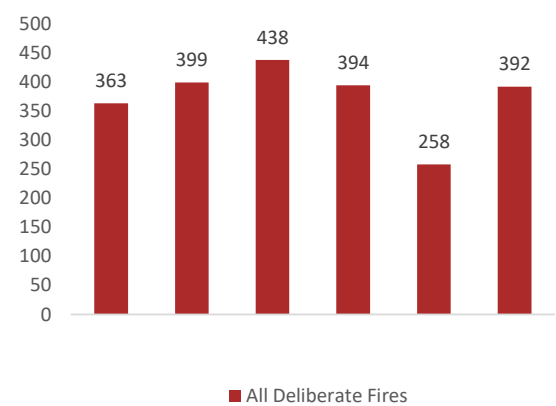
Incidents Per 10,000 Population - Ayrshire



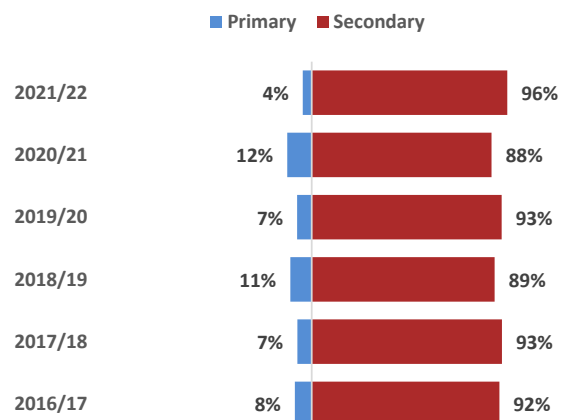
Deliberate Fires Year to Date



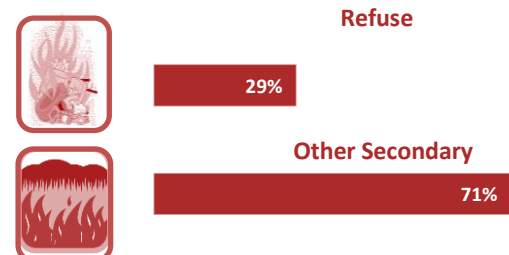
Deliberate Fires Compared to Operational Activity



Deliberate Fires by Classification



Secondary Fire Ratio by Activity Type



Non-Domestic Fire Safety



Performance Summary

Year on Year	3 Year Average	5 Year Average
-7%	-13%	-1%

Non-Domestic Fires by Ward Area

Ardrossan & Arran	1
Dalry & West Kilbride	3
Irvine East	1
Irvine South	4
Irvine West	1
Kilbirnie & Beith	0
Kilwinning	3
North Coast & Cumbræes	0
Saltcoats	0
Stevenston	1

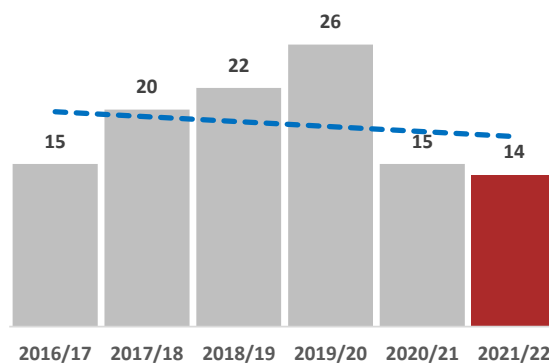
Incidents Per 10,000 Population - North Ayrshire

Ardrossan & Arran	0.9
Dalry & West Kilbride	2.4
Irvine East	0.8
Irvine South	3.6
Irvine West	0.7
Kilbirnie & Beith	0.0
Kilwinning	1.7
North Coast & Cumbræes	0.0
Saltcoats	0.0
Stevenston	0.8

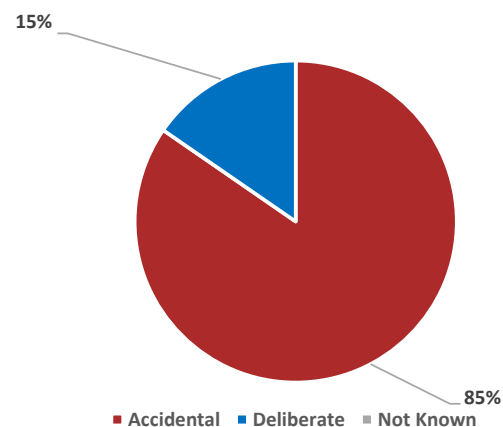
Incidents Per 10,000 Population - Ayrshire

East Ayrshire	1.6
North Ayrshire	1.0
South Ayrshire	1.5
Ayrshire	1.3

Non-Domestic Fires Year to Date



Non-Domestic Fires by Nature of Origin



Non-Domestic Fires by Premises Type

Public Utilities	4
Retail, Other retail	3
Non Residential	2
Hospitals	1
Transport building	1
Food and Drink	1
Industrial Processing	1

Extent of Fire Damage

Not applicable	5
Limited to item 1st ignited	5
Limited to room of origin	1
Limited to floor of origin...	1
Roof space only	1
External roof only	1

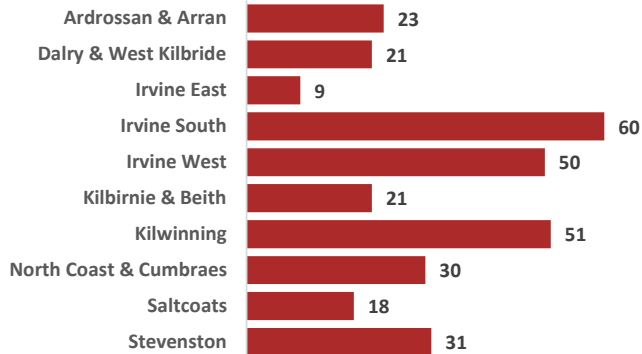
Unwanted Fire Alarm Signals



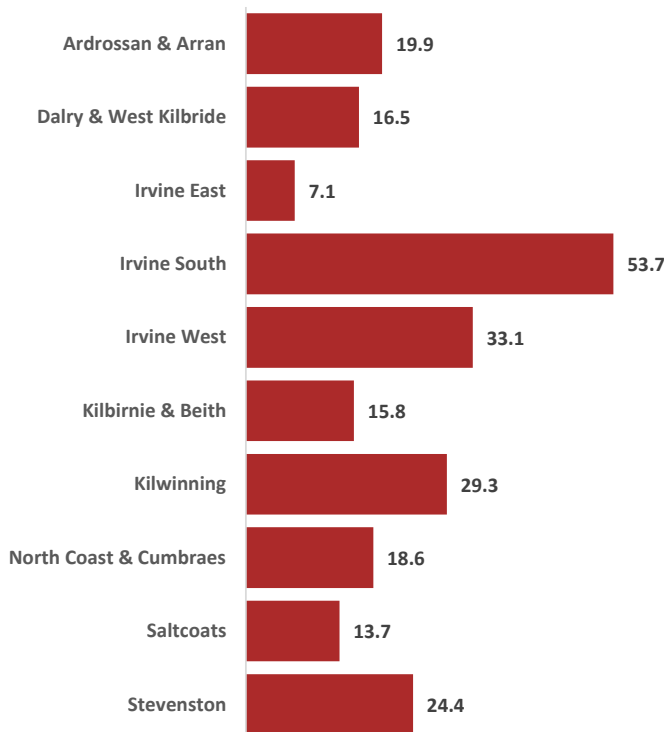
Performance Summary

Year on Year	3 Year Average	5 Year Average
5%	0%	-1%

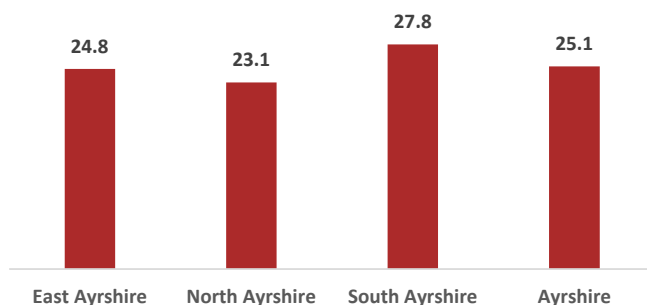
Unwanted Fire Alarms Signals by Ward Area



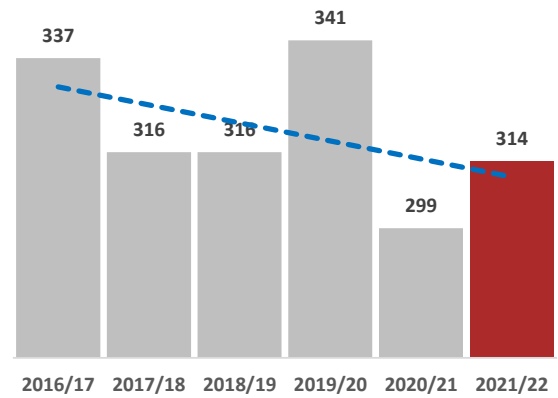
Incidents Per 10,000 Population - North Ayrshire



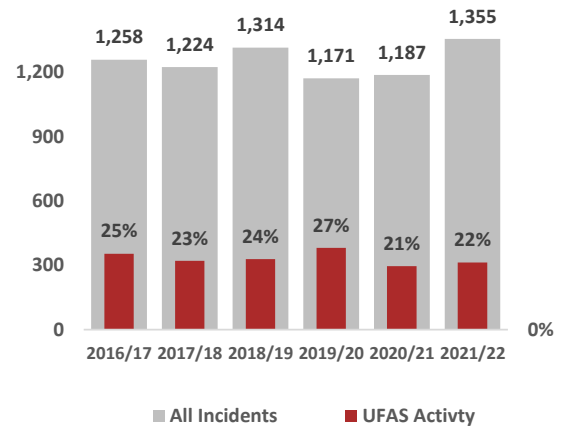
Incidents Per 10,000 Population - Ayrshire



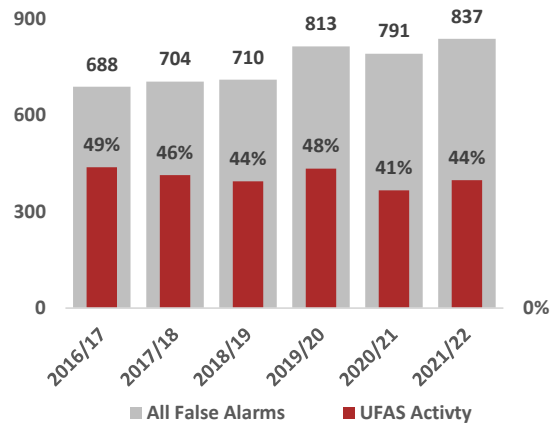
Unwanted Fire Alarm Signals Year to Date



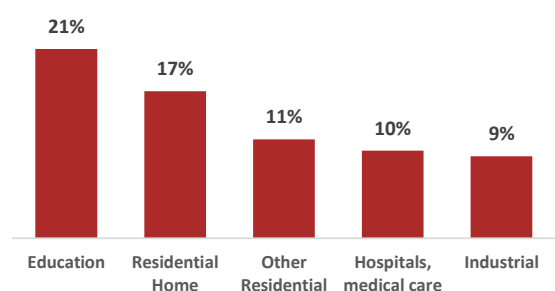
UFAS Percentage Against all Incidents



UFAS Percentage Against all False Alarms



Unwanted Fire Alarm Signals - Top 5 Premises



Home Fire Safety Visits



717

Home Fire
Safety Visits
Carried Out

316

Smoke Detectors Fitted
During Home Fire Safety
Visits

Percentage of High Risk
Home Fire Safety Visits
Carried Out

37%

Percentage of Visits Carried Out
Following Attendance at an
Incident

25%

Fire Safety Audits



Fire Safety
Audits Carried
Out

78



New Audits

85%



Re-Audits

0%



Post Fire Audits

9%



Complaint Audits

1%



Broadly Compliant

9%



Areas of Improvement

86%



Notice of Deficiencies

5%



Enforcement Notice

0%



Prohibition Notice

0%

Retained Duty System

Appliance Availability	Mon - Fri (08:00 - 18:00)	Mon - Thu (18:00 - 08:00)	Weekend (Fri 18:00 - Mon 08:00)	Total
Ardrossan	75.61%	98.84%	98.22%	91.68%
Dreghorn	18.99%	82.86%	81.23%	63.21%
Dalry	23.89%	80.88%	59.09%	55.89%
Beith	90.88%	98.45%	98.79%	96.32%
Kilbirnie	34.41%	59.54%	59.12%	51.89%
Largs	98.19%	99.97%	96.99%	98.34%
Skelmorlie	21.93%	47.36%	33.50%	34.69%
Millport - 1	100.00%	100.00%	100.00%	100.00%
Millport - 2	63.45%	88.20%	51.43%	67.32%
Brodick	100.00%	100.00%	100.00%	100.00%
Lamlash	100.00%	100.00%	100.00%	100.00%

North Ayrshire	66.12%	89.05%	79.85%	78.12%
Ayrshire	70.18%	96.28%	90.41%	86.36%

Total Mobilisations	Total Time Deployed	No. of Personnel	Contracts
141	00:00:00	10	750%
167	00:00:00	11	775%
100	00:00:00	9	600%
179	00:00:00	12	1100%
121	00:00:00	10	750%
164	00:00:00	12	1075%
37	00:00:00	10	700%
35	00:00:00	12	1250%
24	00:00:00	8	800%
21	00:00:00	8	875%

Glossary of Terms

Term - What it means

ADF

Accidental Dwelling Fire

CSET

Community Safety Engagement Toolkit is a internal IT system used to record home fire safety visits and community safety activities

FSET

Fire Safety Experiential Training is a bespoke training programme developed by the Scottish Fire and Rescue Service in Ayrshire and delivered to community planning partners to raise awareness of fire safety within the domestic environment

HFSV

Home Fire Safety Visit

PDIR

Post Domestic Incident Response, a term used by Prevention and Protection Directorate to indicate actions taken following attendance at a fire or other incident in the home. PDIRs include amongst things the offer of a free follow-up home fire safety visit

Primary Fires

These include all fires in buildings, vehicles and outdoor structures or any fire involving casualties, rescues or fires attended by five or more appliances

RDS

Retained Duty System. Professional on call firefighters who may have other primary employment responsibilities outside the Fire and Rescue Service but respond to emergency calls within their local area as and when required

RTC

Road Traffic Collision

Secondary Fires

These are the majority of outdoor fires including grassland and refuse fires unless they involve casualties or rescues, property loss or fire or more appliances attend. They include fires in single derelict buildings

Special Service

Calls to incidents which are not fires or false alarms such as RTCs, rescues, flooding, incidents involving hazardous materials or the provision of assistance to other agencies

UFAS

Unwanted Fire Alarm Signals. When an automatic fire detection and alarm system is activated as a result of anything other than an actual fire the activation is classed as a false alarm. If an attendance is made to such an event by the Scottish Fire and Rescue Service, then the event is recorded as an UFAS incident



SCOTTISH
FIRE AND RESCUE SERVICE

Working together for a safer Scotland

Fire and Rescue Incident Statistics (Scotland)

2020-21

An Official Statistics
publication for Scotland

29 October 2021

Working together for a safer Scotland

Contents

1.	Main Points	<u>1</u>
2.	Summary	<u>3</u>
3.	Fires	<u>5</u>
4.	Fire Casualties	<u>16</u>
5.	Non-fire Incidents and Casualties	<u>27</u>
6.	False Alarms	<u>31</u>
Appendix A – Key for Local Authority Maps		<u>36</u>

This publication and associated statistics are now designated as Official Statistics.

This means that it is produced to high professional standards set out in the [Code of Practice for Official Statistics](#). It is produced free from any political interference.

In 2019 the Scottish Fire and Rescue Service was named in legislation as a Producer of Official Statistics which allows us to classify this series.

This publication is accompanied by the following documents:

- Tables and Charts Workbook
- Guidance Notes on Statistics
- Statistical News 2020-21

1. Main Points

All incidents

- **85,582** incidents attended, of which:
 - **55.8%** were false alarms
 - **29.4%** were fires
 - **14.8%** were non-fire incidents

Fires

- **25,147** fires attended, up 2.6% on last year
 - **4,661** dwelling fires, down 4.7%
 - **4,141** of these were accidental, down 5.1%
 - **60.9%** of accidental dwelling fires started with a cooking appliance
 - **71.7%** of dwelling fires were confined to the original item
 - **1,816** vehicle fires, down 13.5%
 - **9.2%** increase in outdoor fires (excluding road vehicles)

Non-fire Incidents

- **12,693** non-fire incidents attended, down 11.8%, of which:
 - **3,735** were for effecting entry or exit to a property, down 6.4%
 - **1,596** were road traffic collisions, down 32.7%

False Alarms

- **47,742** false alarms, down 10.2%
- **46,820** false fire alarms, down 10.5%, of which:
 - **35,809** were due to detecting apparatus, down 13.6%
 - **9,517** were due to good intentions, up 10.2%
 - **1,494** were malicious, down 32.0%

Fatal Fire Casualties

- **53** fatal fire casualties, up from 27 last year
 - Over ten years, up 2.0%
 - **44** of these occurred in dwelling fires
- **75.5%** of fatal fire casualties were male
- **Over 5** times higher rate of fatal casualties in the most deprived areas than in the least deprived over the last 8 years

Non-fatal fire Casualties

- **1,017** non-fatal fire casualties, down 1.0%
- **366** casualties per 1,000 fires when alcohol or drugs is a suspected factor in the fire and 139.5 without (ten-year averages)
- **5.4 times** higher rate of non-fatal casualties in most deprived areas compared with the least deprived areas over the last 8 years

Non-fire Casualties

- **323** fatal casualties (down from 438), of which:
 - **60** were in road traffic collision attendances, down from 82
 - **34** were suicides, down from 51
- **1,864** non-fatal casualties, down 42.0%

2. Summary

The Scottish Fire and Rescue Service (SFRS) attended 85,582 incidents in 2020-21. This is a reduction of 7.0% from 2019-20 (92,072). This change is largely associated with societal and economic changes during the Covid-19 pandemic.

Factors such as national lockdowns and changes in the operation of business have had an impact on many of our incident categories and will be discussed throughout this report.

There were 25,147 fire incidents in 2020-21. This is a 2.6% increase on last year (up from 24,498). Fire incident categories are close to historic averages, with the exception of road vehicle fires, which decreased by 13.5%. The change also comprises of a decrease of 4.7% in dwelling fires and a 9.2% increase in outdoor fires (excluding road vehicles).

False alarms make up the largest share of incidents attended. This has decreased from 53,177 last year to 47,742 in 2020-21 (10.2% reduction).

False alarm incidents were substantially lower during national lockdowns where businesses were closed and people were encouraged to work from home.

Non-fire incidents attended in 2020-21 decreased from 14,397 last year to 12,693 (11.8% reduction). During the Covid-19 pandemic, some categories of non-fire incidents decreased to below what would be expected in an average year.

For instance, SFRS attended 32.7% less road traffic collisions in 2020-21 than last year. This is likely to have been caused by travel restrictions throughout the pandemic and fewer people commuting to places of employment.

The breakdown of incidents shifted over a ten-year period from 2009-10 to 2019-20. Due to changes in non-fire incidents and false alarm incidents during the Covid-19 pandemic, this breakdown appears to have shifted even further for 2020-21.

The percentage of non-fire incidents has risen from 11.1% in 2009-10 to 14.8% in 2020-21. Fires have decreased from 37.3% of incidents attended in 2009-20 to 29.4%, while false alarms have increased as a share of activity from 51.6% to 55.8%.

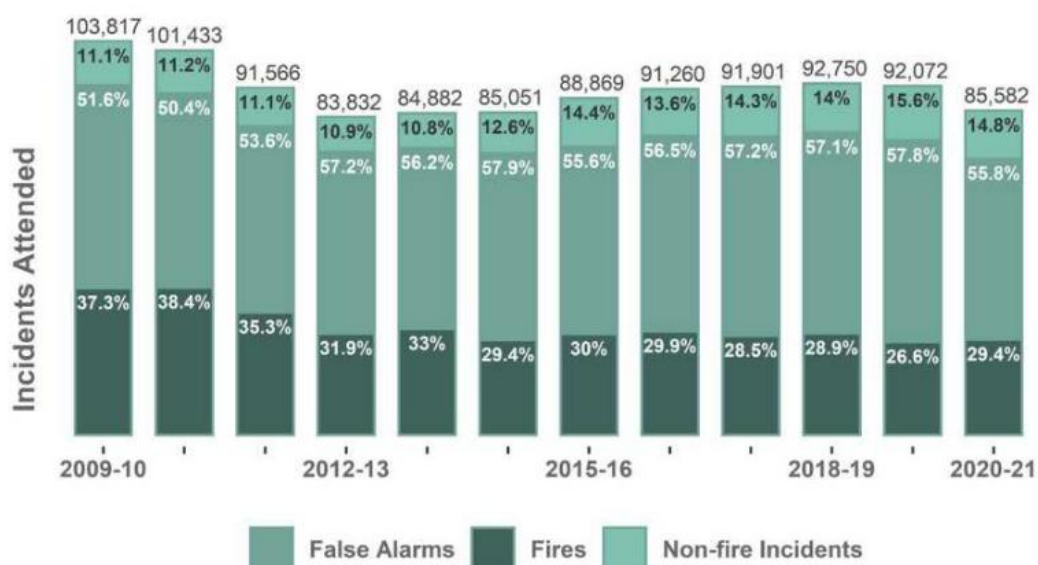


Figure 1: Total number of incidents attended with percentage share by type

Fatal Casualties Attended

There were 382 fatal casualties in incidents attended by SFRS in 2020-21, an 18.6% reduction on last year. The number of fire fatalities has increased from 27 last year to 53 this year. Although this appears to be a large increase, figures vary considerably between years.

There has been a decrease in the number of fatalities in all types of non-fire incidents, with 2019-20 having a total of 438 fatal casualties in non-fire incidents and 2020-21 having a total of 323 fatal casualties.

The number of fatal casualties at suicide incidents attended by SFRS decreased considerably from 51 in 2019-20 to 34 in 2020-21 (33.3% reduction).

The number of fatal casualties at road traffic collisions attended by SFRS decreased from 82 in 2019-20 to 60 this year (26.8% reduction).

At 'Effecting Entry or Exit' incidents, there was a 16.7% reduction of fatal casualties, with 150 incidents recorded in 2019-20 and 125 recorded in 2020-21.

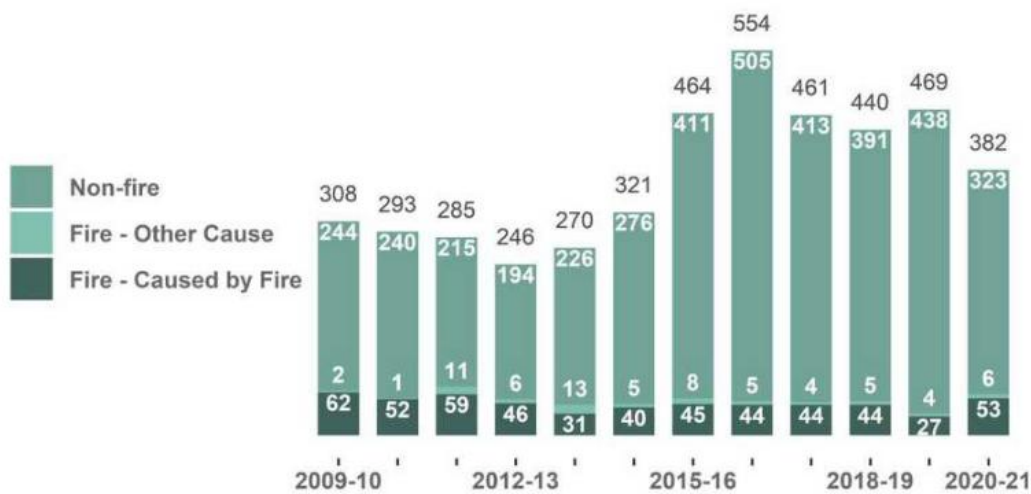


Figure 2: Fatal Casualties Attended

Non-fatal Casualties Attended

There was a notable reduction (32.0%) in the number of non-fatal casualties attended by SFRS crews from 2019-20 (4,238) to 2020-21 (2,881).

There were 1,017 non-fatal casualties in fires (1.0% reduction on last year) and 1,864 non-fatal casualties in non-fire incidents (42.0% reduction on last year).

The number of non-fatal casualties in road traffic collisions attended by SFRS decreased considerably from 1,642 last year to 895 this year (45.5% reduction).

Furthermore, there was a decrease of 33.7% in the number of non-fatal 'Effecting Entry or Exit' incidents from last year, with 624 recorded in 2019-20 and 414 recorded in 2020-21.

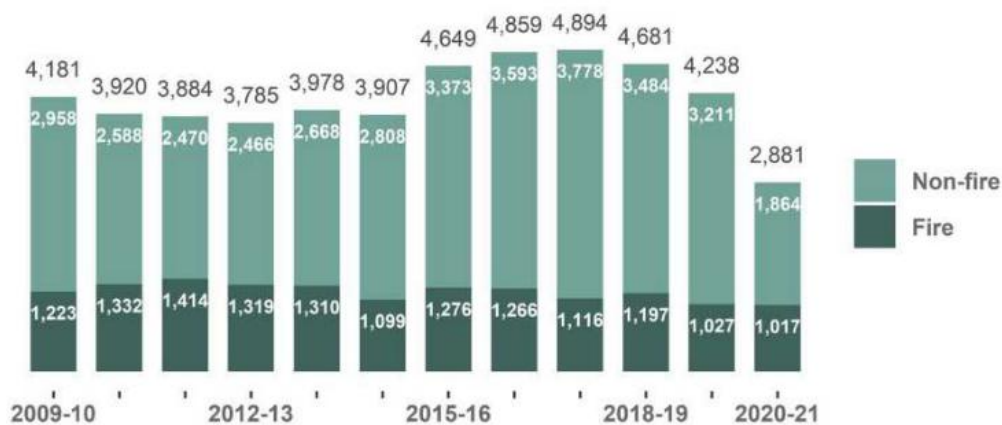


Figure 3: Non-fatal Casualties Attended

3. Fires

There was an increase of 2.6% in the number of fires attended in 2020-21, increasing from 24,498 last year to 25,147.

The term 'primary fire' is used to describe fires which result in harm to people, require five or more fire appliances, or fires which take place in buildings, vehicles and some outdoor locations. The total number of primary fires has reduced by 4.4%, with 9,852 recorded last year and 9,416 in 2020-21. This figure has steadily reduced since this series began. Over the last ten years, the number of primary fires has reduced by 28.4%.

Dwelling¹ fires have also been consistently reducing over the last ten years, with a 25.9% reduction since 2010-11. There has been a 4.7% reduction in dwelling fires from last year (4,890) to this year (4,661). Fires in other buildings have decreased by 13.2% from 1,980 last year to 1,718 in 2020-21.

Vehicle fires have decreased from last year, with 2,099 recorded in 2019-20 and 1,816 recorded this year. This is a 13.5% reduction.

During the Covid-19 pandemic, travel restrictions meant that there were less vehicles on the road and so, a reduction in vehicle fires was to be expected.

While primary fires have reduced, the number of secondary fires has increased slightly from 14,090 in 2019-20 to 15,130 this year (7.4% increase).

Secondary fire incidents can be influenced by a number of socioeconomic and environmental factors meaning incidents tend to fluctuate each year, with no clear overall trend. The number appears to have levelled off within the past five years and over a ten-year period, this figure has reduced by 37.5%.

The total number of outdoor fires (excluding road vehicles) increased by 9.2% from 14,973 to 16,351 in 2020-21.

Outdoor fires vary considerably each year and are often dependent on weather conditions. There is no overall trend in outdoor fires over the last ten years.

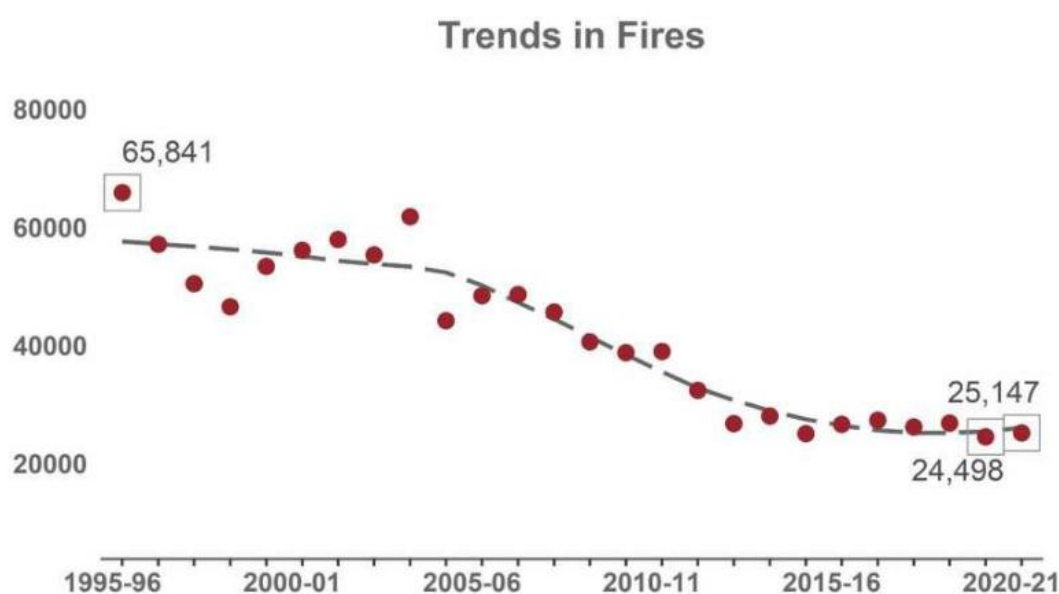


Figure 4: Long-term trend in the number of fires. Values displayed in boxes on chart represent the maximum, minimum and most recent values.

¹ Dwellings are properties that people ordinarily live in such as houses and apartments, please see the guidance notes document for a full definition.

Trends in Primary Fires

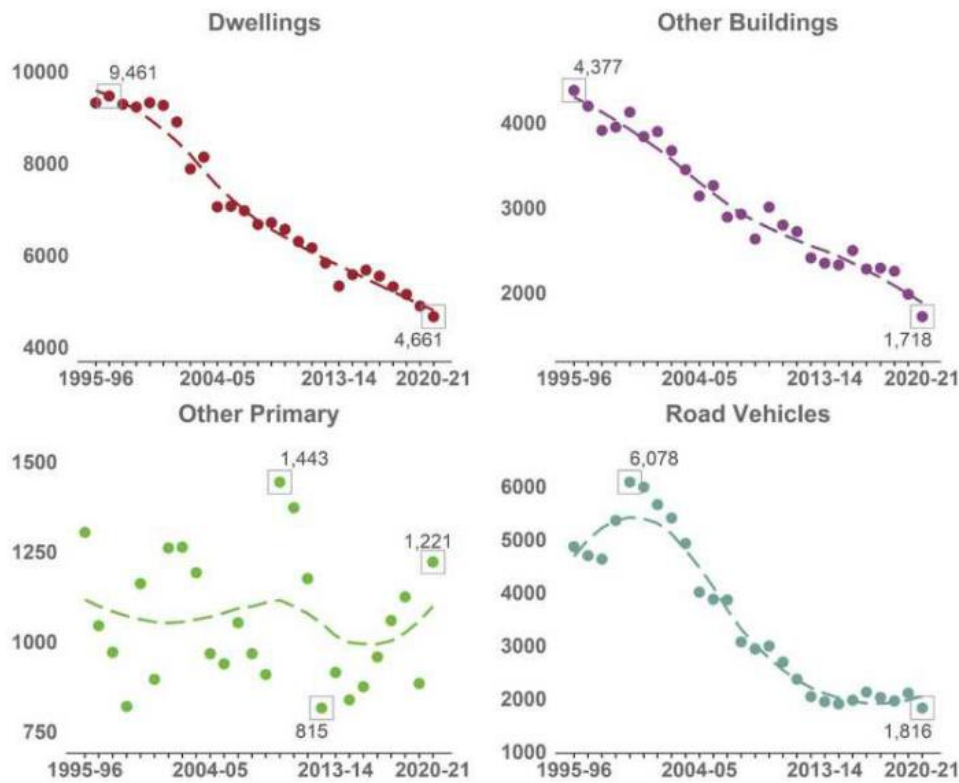


Figure 5: Primary fire trends. Values displayed in boxes on chart represent the maximum, minimum and most recent values. There are instances where the most recent value is also the minimum value.

Trends in Secondary and Chimney Fires

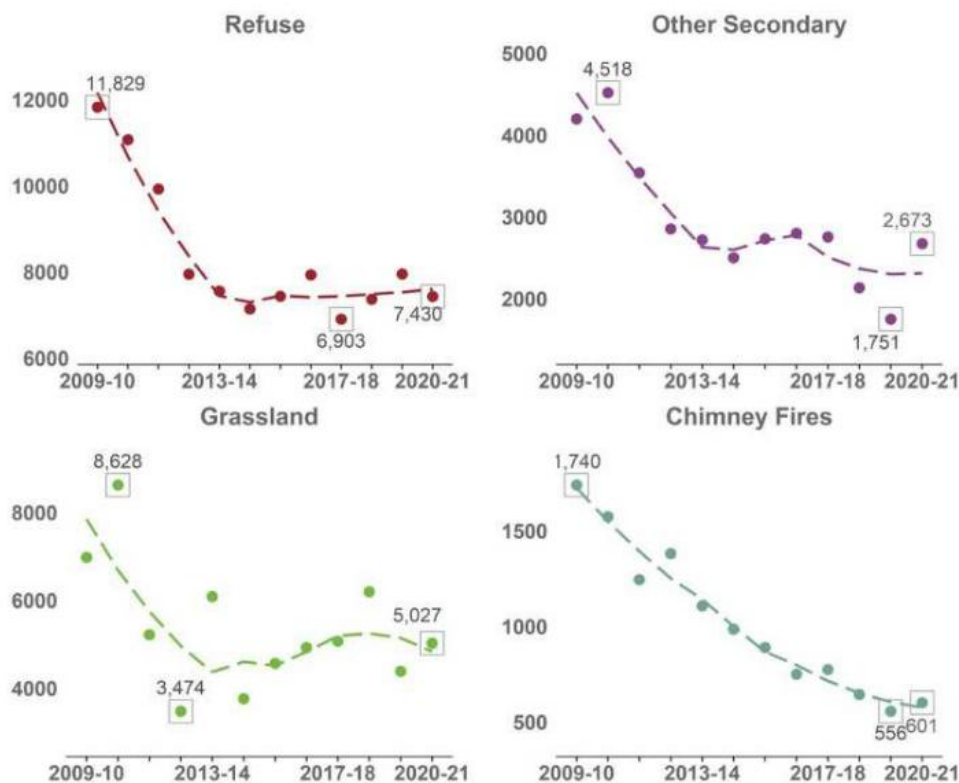


Figure 6: Secondary fire trend. Values displayed in boxes on chart represent the maximum, minimum and most recent values.

Great Britain Comparisons

Across Great Britain², there have been similar trends in the number of fires since the early 2000s, with there being a consistent decline in the number of fires per million population in each nation.

This trend appears to have levelled off since the early 2010s. In 2020-21, there were 4,601 fires per million population in Scotland. This figure is substantially higher compared to England (2,672 fires per million population) and Wales (3,258 fires per million population).

Primary fire rates have continued to decrease in each nation. In 2020-21, Scotland has recorded 1,723 primary fires per million, compared with England which has reported 1,095 and Wales which has reported 1,198.

Similarly, dwelling fires have consistently reduced each year in each nation. However, Scotland recorded 375 more dwelling fires per million population than England in 2020-21 and 379 more than Wales.

Two of the most relevant factors influencing fire rates at a national level are the urban-rural profile and the relative deprivation of communities, which goes some way to explaining the differing rates.

[See pages 12 and 13 for more details on these factors.](#)

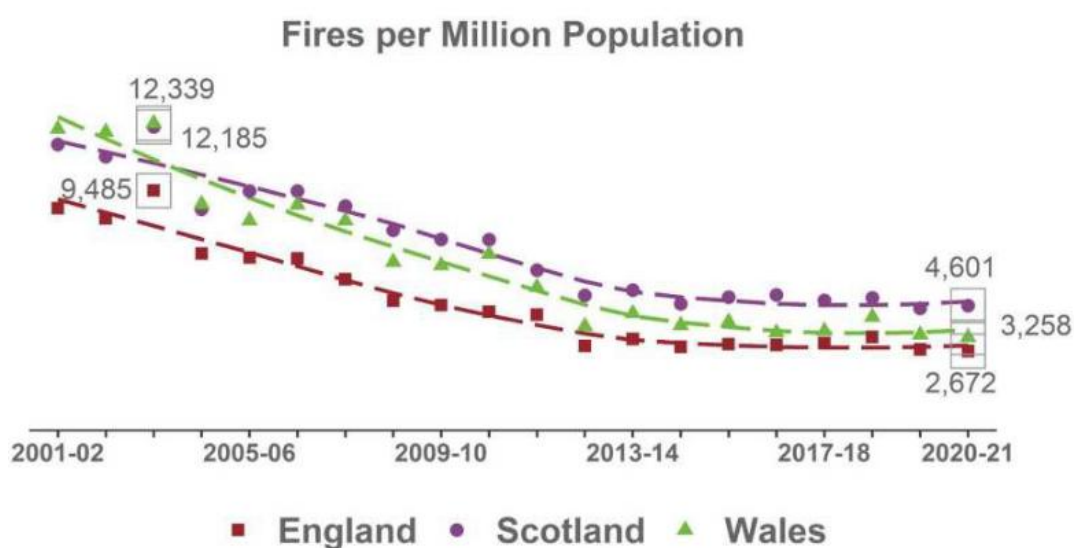


Figure 7: Fires per million population in Great Britain. Values displayed in boxes on chart represent the maximum, minimum and most recent values. In this case, the most recent values are also the minimum values.

² Scottish population figures used throughout this document were sourced from National Records of Scotland. Fire statistics for England and Wales were sourced from the Home Office and the Welsh Government. Comparable statistics for Northern Ireland are not available.

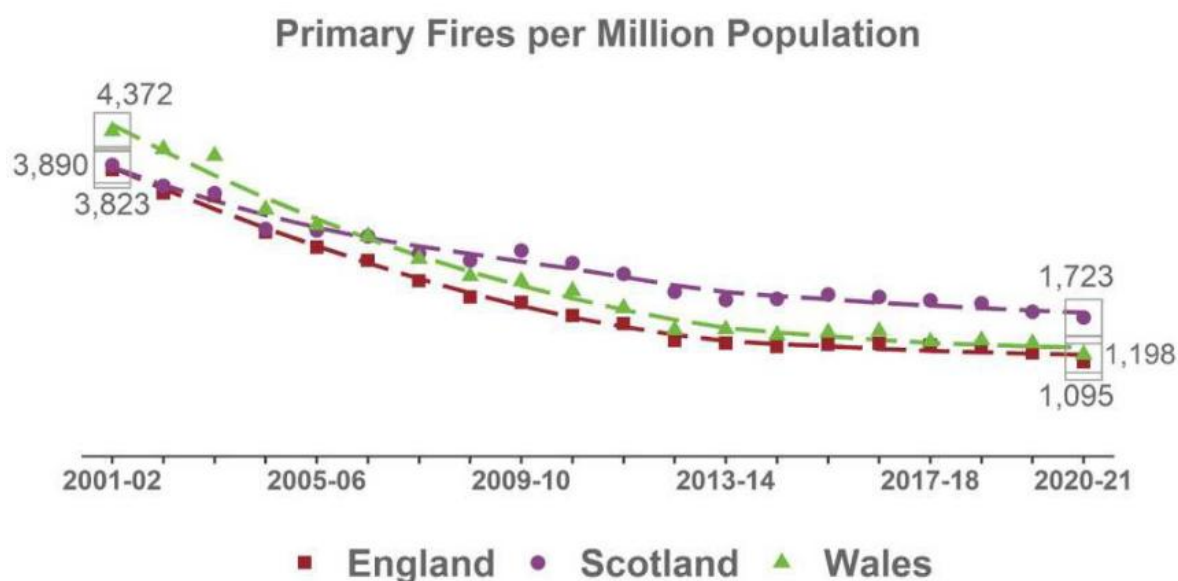


Figure 8: Primary fires per million population in Great Britain. Values displayed in boxes on chart represent the maximum, minimum and most recent values. In this case, the most recent values are also the minimum values.

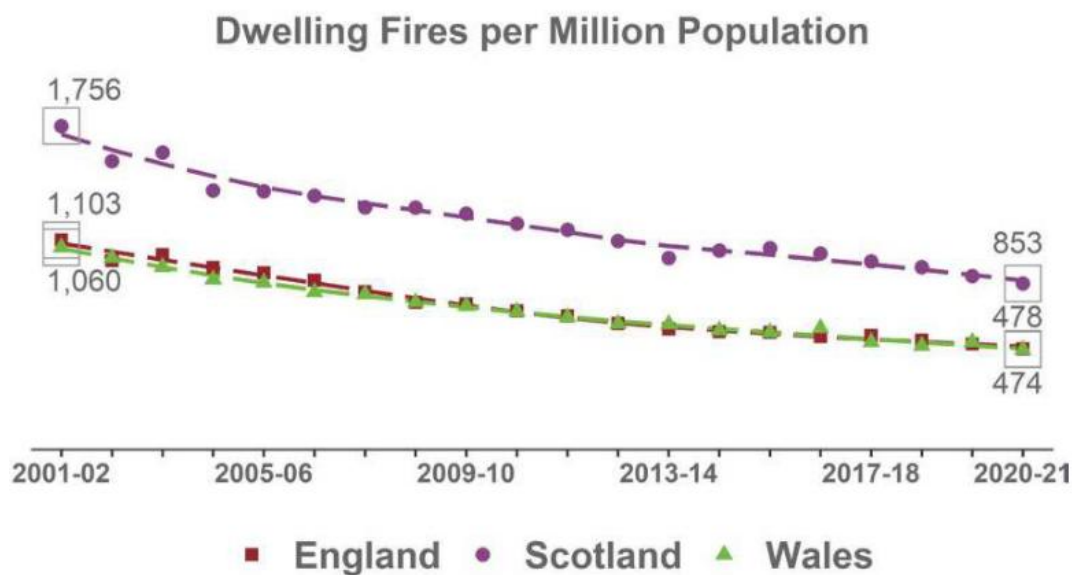


Figure 9: Dwelling fires per million population in Great Britain. Values displayed in boxes on chart represent the maximum, minimum and most recent values. In this case, the most recent values are also the minimum values.

Motive

In 2020-21, 57.5% of fires in Scotland were recorded as having been deliberately³ set. Figure 10 shows how the proportion of deliberately set fires varies by incident category.

Deliberate dwelling fires are relatively rare at 11.2% of the total, whereas secondary fires have 79.7% classed as deliberate fires in 2020-21.

There were 6,220 deliberate refuse fires, which is 83.7% of total refuse fires in 2020-21. Similarly, 3,725 grassland fires were classed as deliberate, which is 74.1% of the total.

The number of accidental dwelling fires has decreased from 4,365 to 4,141 (5.1% reduction) from 2019-20 to 2020-21, which is the lowest in this series and 20.5% lower than ten years ago (5,209 in 2010-11).

Deliberate dwellings fires have decreased slightly from last year, with 525 recorded in 2019-20 and 520 recorded in 2020-21 (1.0% decrease).

Over the last ten years, there has been a notable reduction in the number of deliberate dwelling fires, with a 52.0% reduction from 2010-2011 to this year.

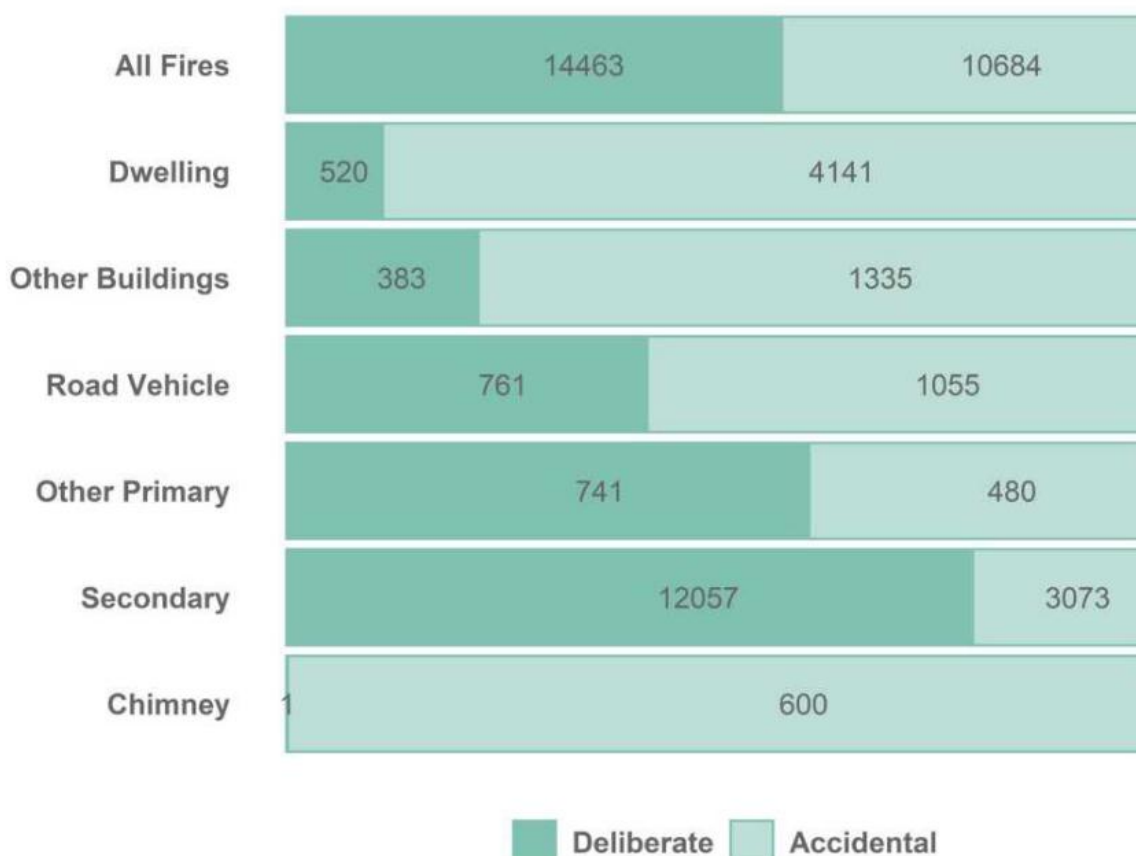


Figure 10: Fires by motive, 2020-21. Written values represent the number of fire incidents in each category.

³ Fires classed as 'Deliberate' should not be interpreted as necessarily resulting from arson or criminal intent.

Dwelling Fires

In 2020-21, 44 out of 53 (83.0%) fatal fire casualties and 876 out of 1,017 (86.1%) non-fatal casualties occurred in dwelling fires and so, it is important that we understand the factors relating to safety in dwelling fires.

Ignition Source

Similar to previous years, the main source of ignition for accidental dwelling fires was cooking appliances, with 60.9% resulting from this source.

Electricity supply was the second highest source (7.5%) and other domestic style appliance (excluding cooking and heating appliances) was the third highest (7.1%). A further 6.4% were smoking related.

Impairment

In 16.1% of accidental dwelling fires in 2020-21, impairment through use of alcohol or drugs was suspected to have been a contributing factor. Such incidents have a much higher casualty rate, [see page 24 for details](#).

Spread of Fire

In 2020-21, 45.1% of dwelling fires resulted in smoke or heat damage only and 26.6% were confined to the item first ignited. 8.4% of dwelling fire incidents involved the fire spreading beyond the initial room. Incidents where dwelling fires had an area of damage greater than 5 square meters accounted for 12.4% of dwelling fires.

Smoke Alarms

1,163 dwelling fires occurred in a property without a smoke alarm (down from 1,290 in 2019-20), which amounts to 25.0% of the total (down from 35.9% ten years ago). Incidents where there was a smoke alarm present which raised the alarm has risen from 40.9% of incidents ten years ago to 52.2% in 2020-21.

This will be largely due to a higher uptake of smoke alarms across the time period. Out of the 541 incidents where a smoke alarm was present but did not operate, 56.7% were due to the detector not being close enough to the fire.



Deprivation (SIMD⁴)

As shown in figure 11, deprivation is strongly associated with the rate of dwelling fires. The 20% most deprived areas of Scotland have a rate of dwelling fires 4.6 times higher than the 20% least deprived and just over double the Scotland average rate.

Dwelling fire rates have reduced over time for each deprivation quintile resulting in relatively similar proportions seen in the last eight years.

In the eight-year period, 2013-14 to 2020-21, there has been a 12.1% reduction in the most deprived areas and a 20.3% reduction in the least deprived areas. These figures vary each year as the totals can fluctuate.

Similarly, for secondary fires, the most deprived 20% have a rate 4.3 times higher than the least deprived 20% and 1.9 times higher than the Scotland average.

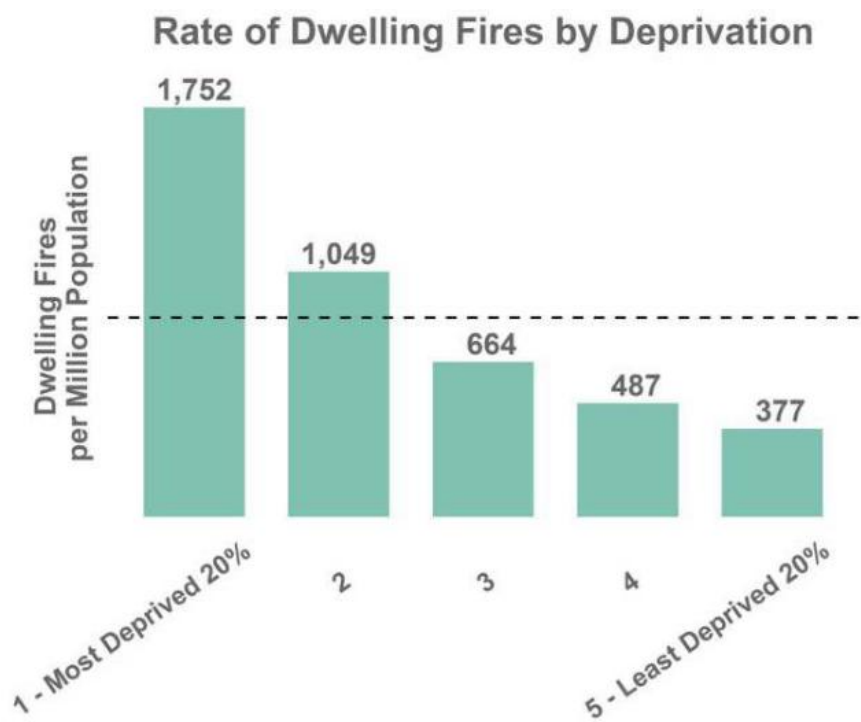


Figure 11: Rate of dwelling fires per million population by level of deprivation, 2020-21. The Scotland average is 853.

⁴ Scottish Index of Multiple Deprivation 2020

Urban-Rural⁵

Large urban areas of Scotland have a rate of dwelling fires per million population that is 1.8 times higher than remote rural areas and 1.3 times higher than the Scotland average.

Other urban areas have a rate just above the Scotland average, whereas the four more rural areas have a rate below the Scotland average.

Dwelling fire rates are decreasing much faster in urban areas than in rural areas and so, these urban-rural proportions have gradually changed over time. In the last eight years, the average Scotland rate has decreased from 999 to 853 (14.6% reduction).

The rate for large urban areas has reduced by 22.4% and the rate for accessible rural areas has reduced by 32.8%. It should be noted that accessible rural areas have decreased by 24.9% just in the last year. Reductions in other areas in the last eight years have been below average.

Other urban areas have reduced by 2.8%, accessible small towns by 7.2%, remote small towns by 8.9% and remote rural by 6.4%.

Annual figures fluctuate but long-term trends show that inner cities account for a large proportion of incidents as well as the reduction over time. Within the last year, accessible rural areas have also contributed to this reduction.

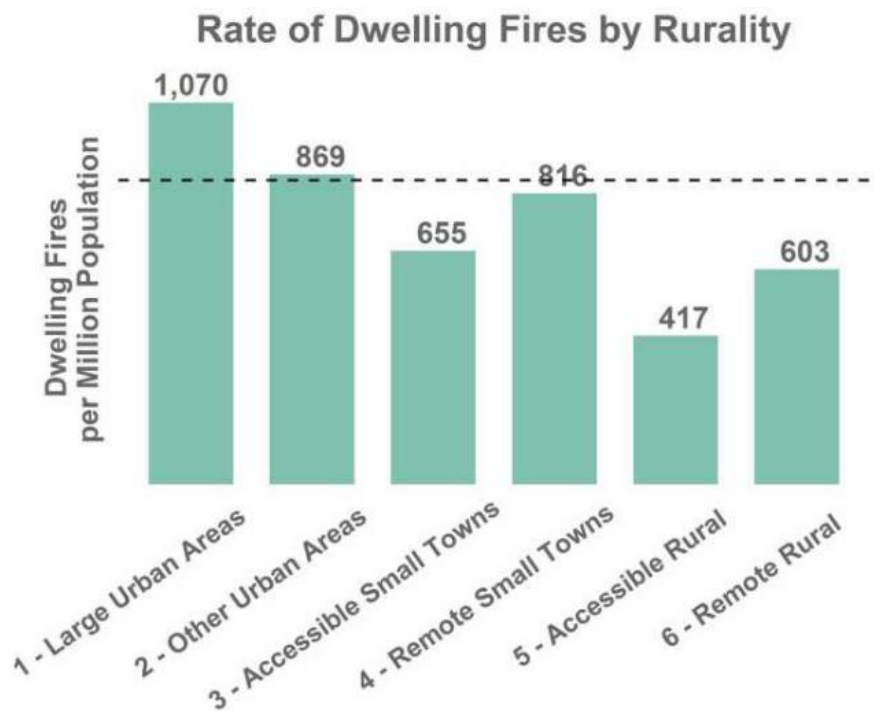


Figure 12: Rate of dwelling fires per million population by level of rurality, 2020-21. The Scotland average is 853.

⁵ Scottish Government Urban Rural Six Fold Classification

Local Authority Comparisons

The number of incidents and casualties vary across the 32 local authority areas of Scotland. We use rates adjusted for population or the number of dwellings to more fairly compare these areas.

Accidental Dwelling Fires

There was an average of 156.0 accidental dwelling fires per 100,000 dwellings in Scotland. Dundee City had the highest rate at 247.9 per 100,000 dwellings, followed by West Dunbartonshire at 225.9 and Inverclyde at 225.0. Orkney Islands had the lowest rate at 35.1.

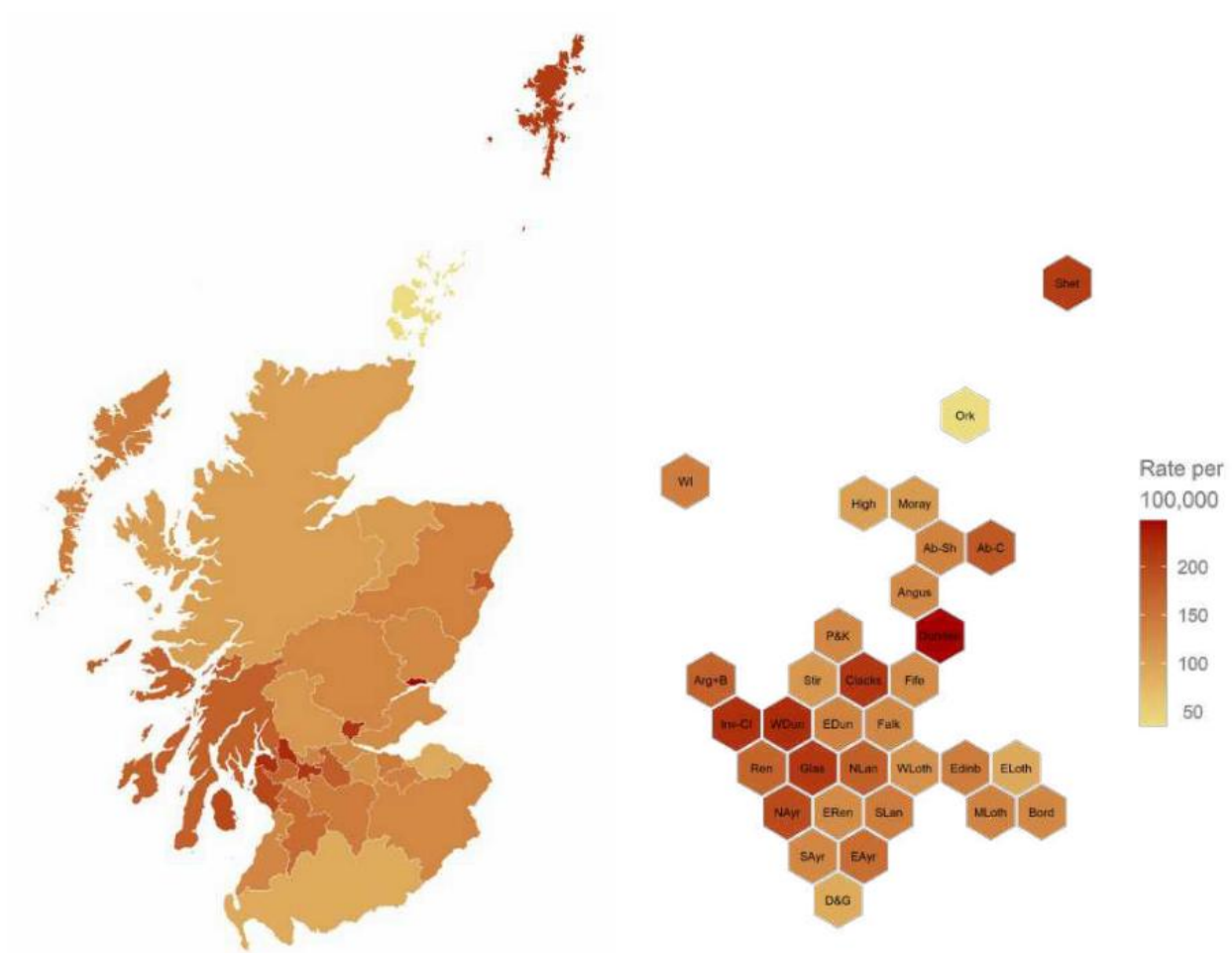


Figure 13: Accidental dwelling fires per 100,000 dwellings, choropleth and area normalised cartogram 2020-21

Deliberate Fires

Fires recorded as deliberately set varies considerably across Scotland, with the highest rate in Scotland being 578.8 deliberate fires recorded per 100,000 population in Inverclyde and the lowest rate being 26.8 in Orkney Islands.

In 2020-21, the Scotland average is 231.9 deliberate fires per 100,000 population. As can be seen from figure 14, deliberate fire setting is more frequent in the more urban local authority areas and west of the Central Lowlands.

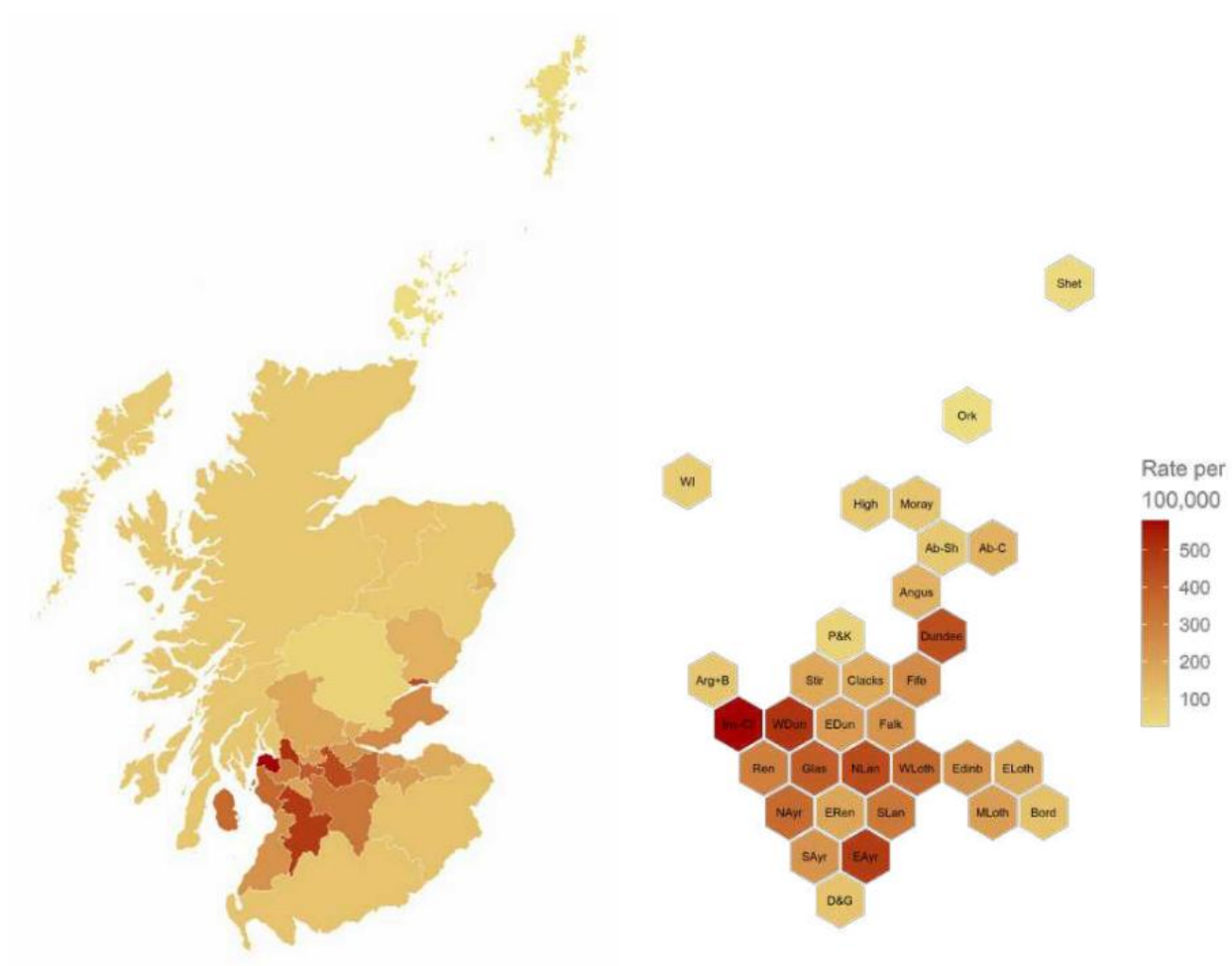


Figure 14: Deliberate fires per 100,000 population, choropleth and area normalised cartogram 2020-21

For more local authority graphs and statistics please see the [downloadable tables and charts workbook](#).

4. Casualties in Fires

There were 53 fatal fire casualties in 2020-21, up from 27 last year. Although this appears to be a large increase, annual totals have varied considerably in the past. The ten-year average for fatal fire casualties is 44. This figure in 2019-20 was unusually low compared to this average (1.6 times lower).

The figure for 2020-21 is 1.2 times higher than this average. Figure 15 shows the long-term decreasing trend in this total. Of the 53 fatal fire casualties, 44 (83.0%) occurred in dwelling fires, 2 (3.8%) in other buildings and 5 (9.4%) in road vehicles.

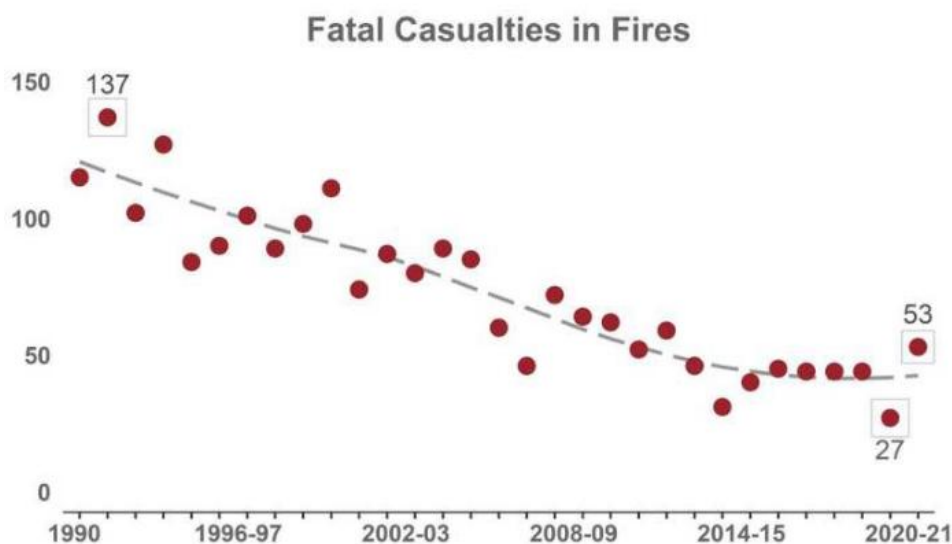


Figure 15: Long-term trend in the number of fatal fire casualties. Note that the series changed from calendar year to financial year after 1993. Values displayed in boxes on chart represent the maximum, minimum and most recent values.

Fire fatalities often appear in clusters throughout the years. This has occurred for many years and is not a new phenomenon. Due to this, total fire fatality figures appear to be volatile between years.

Figure 16 shows the 13-week rolling average of fire fatalities from 2015-16 to 2020-21. The peaks of the chart represent these clusters of fire fatalities.

The total fire fatality figure for a year is dependent on whether these peaks fall within that year. For instance, the chart shows that in 2019-20 there is a peak very close to the beginning of the fiscal year.

If this peak were to have occurred slightly earlier in the calendar year, it would have occurred at the end of the 2018-19 fiscal year.

Consequently, the total fire fatalities figure for 2019-20 would have been considerably lower and the total for 2018-19 would have been higher.

This highlights that clusters of fatalities have a large influence on the total fire fatality figure for a year and so, large variations between years are to be expected.

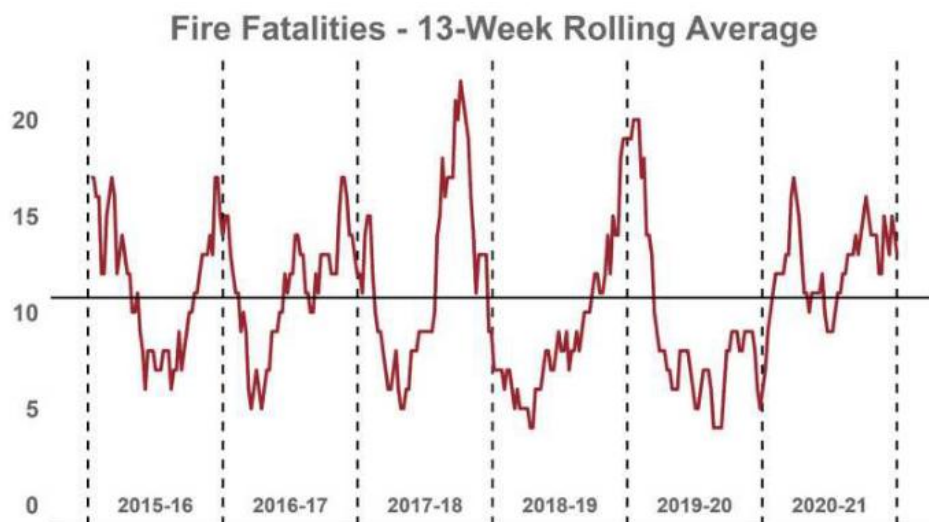


Figure 16: Fire Fatalities as a 13-week rolling average. The horizontal black line represents the average of the 13-week rolling values. Vertical dashed lines represent the change in fiscal year.

In 2020-21, there were 1,017 non-fatal fire casualties, down from 1,027 last year (1.0% reduction). This is the lowest number of non-fatal fire casualties recorded since this series began.

Over the last ten years, there has been a 23.6% reduction in the number of non-fatal casualties. Figure 17 highlights the decreasing trend in non-fatal fire casualties since the early 2000s.

876 (86.1%) of these casualties occurred in dwelling fires, 74 (7.3%) occurred in other building types and 22 (2.2%) occurred in road vehicles.

The number of non-fatal casualties in all deliberate fires decreased from 167 last year to 156 in 2020-21 (6.6% reduction). The number of non-fatal casualties in all accidental fires increased from 860 in 2019-20 to 861 this year (0.1% increase).

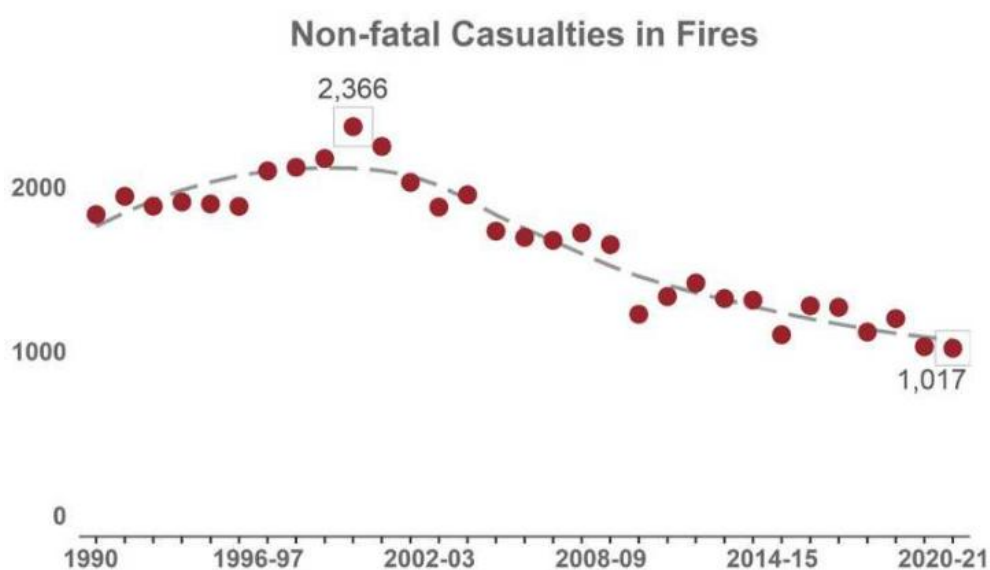


Figure 17: Long-term trend in the number of non-fatal fire casualties. Note that the series changed from calendar year to financial year after 1993. Values displayed in boxes on chart represent the maximum, minimum and most recent values. In this case, the most recent value is also the minimum value.

In 2020-21, 693 casualties required treatment, down from 808 last year (14.2% reduction). 324 casualties were given no treatment at the scene but a precautionary check was recommended. This is up from 219 in 2019-20 (48.0% increase).

Of those who required treatment, 350 casualties attended hospital, down from 367 last year (4.6% reduction).

The primary cause of injury in fires was being overcome by gas, smoke or toxic fumes at 50.1%, with burns accounting for a further 14.0% and a combination of burns and being overcome by gas or smoke accounting for a further 2.0%.

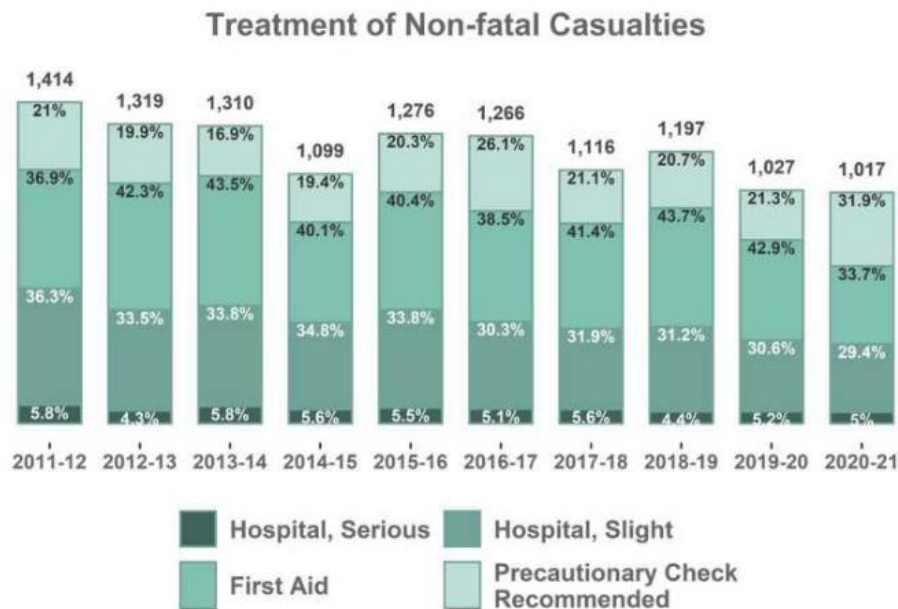


Figure 18: Treatment of non-fatal casualties with percentage share by type

Great Britain Comparisons

The number of fatal casualties in fires varies each year. Figure 19 shows that overall, there has been a downward trend in fatal fire casualties per million population since the early 2000s across all nations.

Scotland has consistently had higher fatal fire casualties per million than England and Wales. Differing demographic, deprivation and urban-rural profiles of each nation are likely factors in explaining the different rates.

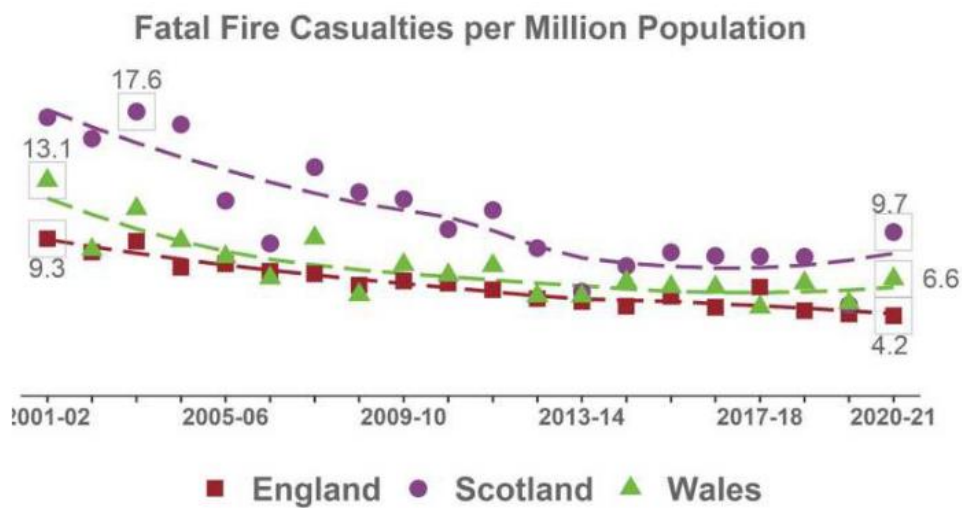


Figure 19: Fatal fire casualties per million population in Great Britain. Values displayed in boxes on chart represent the maximum, minimum and most recent values. In this case, the most recent values are also the minimum values.

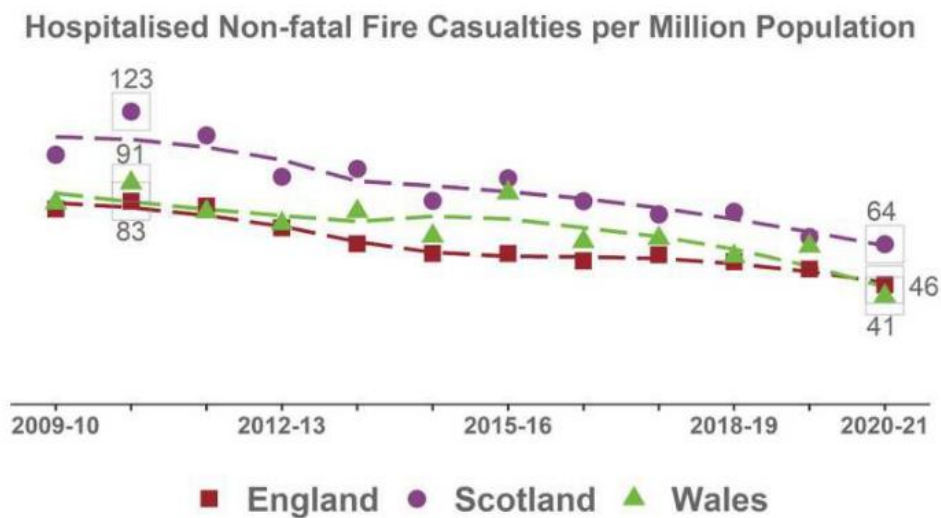


Figure 20: Hospitalised fire casualties per million population in Great Britain. Values displayed on chart represent the maximum, minimum and most recent value. In this case, the most recent values are also the minimum values.

Casualty Profile

Age

Figure 21 shows the strong relationship between age and rates of fatal casualties. The rates for those over 40 are all above the Scotland average. After age 79 the rate is considerably higher, with those aged 80-89 having a rate more than triple the Scotland average and those over 90 years of age having a rate over five times higher.

Those aged 0 to 39 years are below the Scotland average, with those aged 5 to 16 years having a rate less than a tenth of the Scottish average. Those aged 0 to 4 years have a rate of zero. One-year figures can vary a lot and so, ten-year average figures have been used to ensure that comparisons are robust.

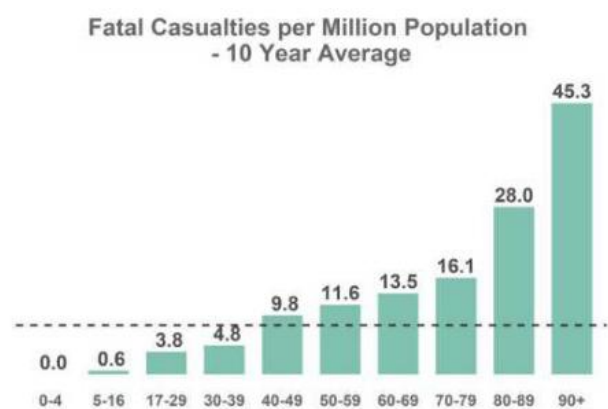


Figure 21: Ten-year average rate per million population of fatal casualties by age band. The dotted line represents the average figure of 8.4

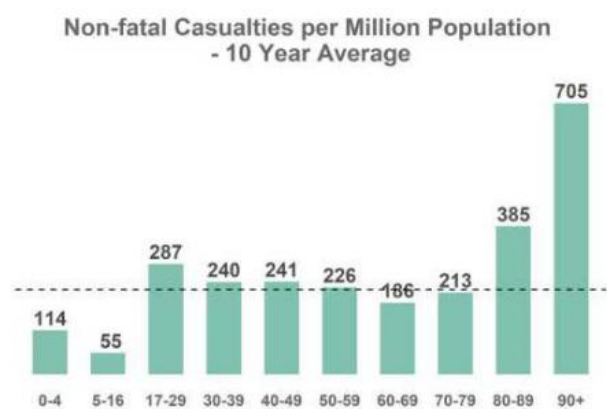



Figure 22: Ten-year average rate per million population of non-fatal casualties by age band. The dotted line represents the average figure of 220.4

The relationship between age and rate of casualty is not as strong for non-fatal casualties as it is for fatal casualties.

There are similar rates for those over 80, with those aged 80-89 having almost double the rate of the Scotland average and those over 90 having a rate over three times the average.

In contrast to fatal casualty rates, those aged 17-29 have a rate 1.3 times above the Scotland average and those aged 60-69 have a rate 0.7 times less than the Scotland average.

People under the age of 16 years have a rate below the Scotland average, with those aged 0-4 years having a rate just over half of the average and those aged 5-16 years having a rate 4 times less than the Scotland average.



Gender

Of the 53 fatal casualties in 2020-21, 40 were male (75.5% of fatalities). Similar to previous years, there is a distinct difference between genders in the rate of fatal casualties per million population. The total rate of fatal casualties per million population was 9.7 in 2020-21.

The rate of male fatal casualties was considerably higher in comparison at 15.0 fatalities per million population. The rate of female casualties was considerably lower than the overall rate at 4.6 fatalities per million population.

There is a similar gender difference seen in non-fatal casualty rates, however the difference is smaller. In 2020-21, the total rate of non-fatal casualties was 184.6 casualties per million population.

The rate of male non-fatal casualties was 207.9 and the rate of female non-fatal casualties was 150.7 casualties per million population.

Deprivation

There is a relationship between deprivation and fire casualty rates in Scotland. For fatal casualties, the most deprived 20% has a 5.1 times higher fatal casualty rate than the least deprived 20% and 1.9 times higher than the Scotland average.

The least deprived 20% is considerably below all other areas with a rate that is 2.8 times less than the Scotland average.

A similar situation is seen for non-fatal casualties. The most deprived area has a rate of non-fatal casualties 5.4 times more than the least deprived 20%.

Rate of Fatal Casualties by Deprivation

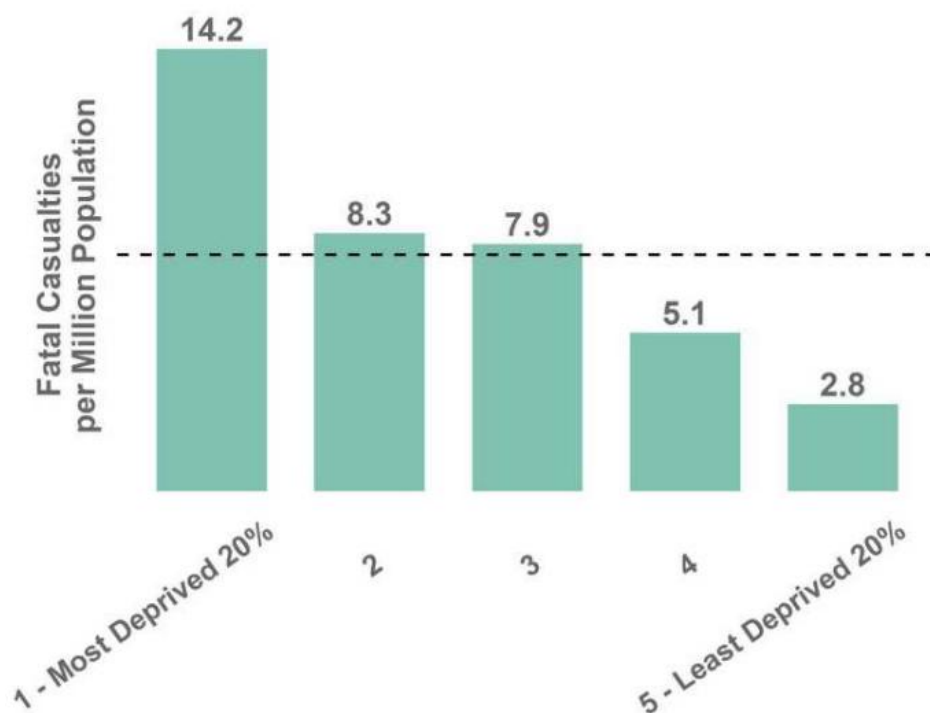


Figure 23: Eight-year⁶ average rate of fatal fire casualties per million population by level of deprivation. The Scotland average is 7.6. Eight years of data was used to ensure a fair comparison.

Rate of Non-fatal Casualties by Deprivation

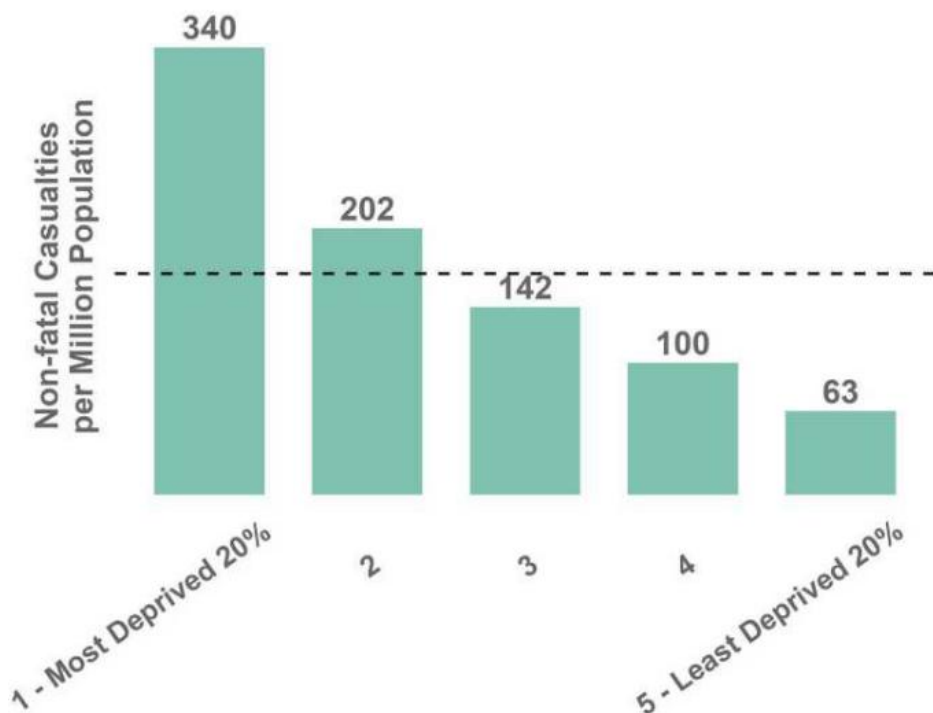


Figure 24: Eight-year average rate of non-fatal fire casualties per million population by level of deprivation. The Scotland average is 167.9. Eight years of data was used to ensure a fair comparison.

⁶ An eight-year average is used as the annual totals vary substantially and multiple years of data is needed to produce robust statistics

Deprivation is a very clear factor in the historic casualty profile regardless of gender or age. This comes out clearly in figures 25 and 26. Please note, these charts are presented to highlight the historic casualty profile only, each bar should not be interpreted as the true risk of any individual or group.

Figure 25 shows that for fatal casualties, there is a clear link between deprivation and fatal casualty rate. Regardless of age or gender, those in the most deprived 20% areas have a higher rate of fatal casualties per million population. Over the age of 50, males have a much higher rate of fatal casualties regardless of deprivation.

Females over 80 and in the most deprived areas have a much higher rate of casualty than females over 80 in less deprived areas, with the least deprived 20% having a casualty rate far below average. In contrast, in all areas males over 80 have a higher than average deprivation rate.

Those over 90 have not been included in this chart due to the higher number of casualties and low population rates resulting in some areas exceeding 100 fatal casualties per million population. There have been 15 fatal casualties in those aged over 90 in the last eight years, of which 9 were male. Of the 15 fatal casualties in over 90s, 12 were in SIMD quintiles 3 or 4.

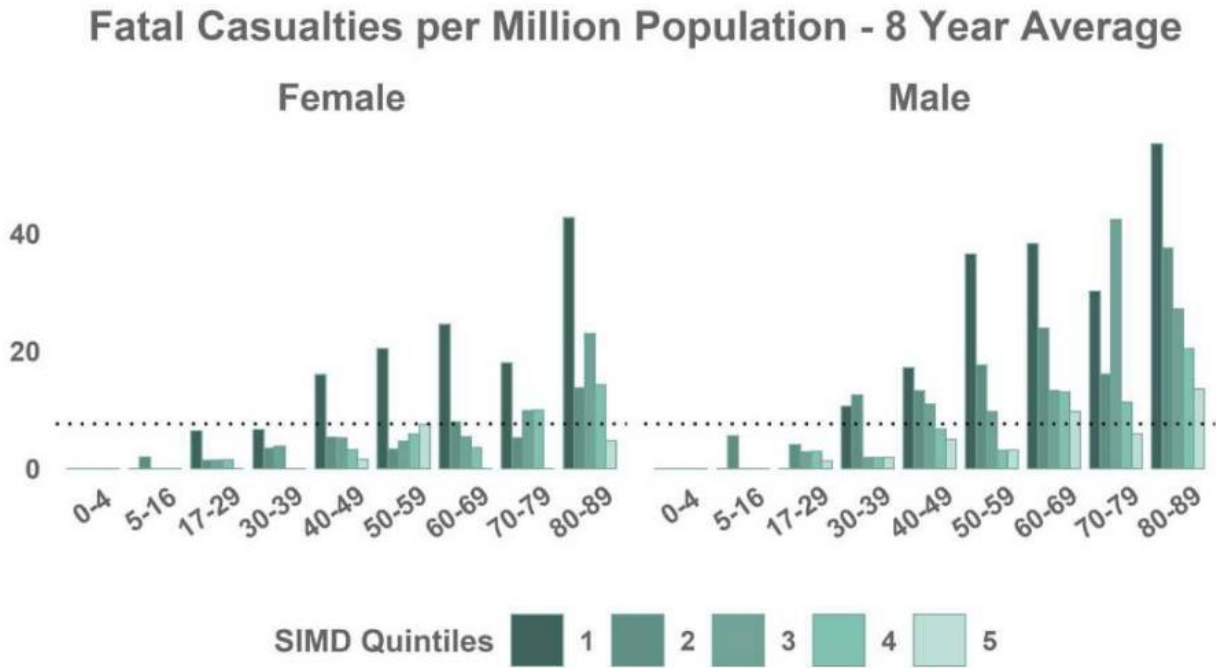


Figure 25: Fatal fire casualties per million population by gender, age and by level of deprivation where 1 is the 20.0% most deprived areas and 5 is the 20.0% least deprived areas. The horizontal line represents the Scotland average (7.6)

For non-fatal hospitalised casualties, the rates are higher for all adults in the 20% most deprived areas, except for males who are aged over 90. Males in the 40% most deprived areas have higher rates than females, with all males above age 17 years in SIMD quintile 2 being above the Scotland average.

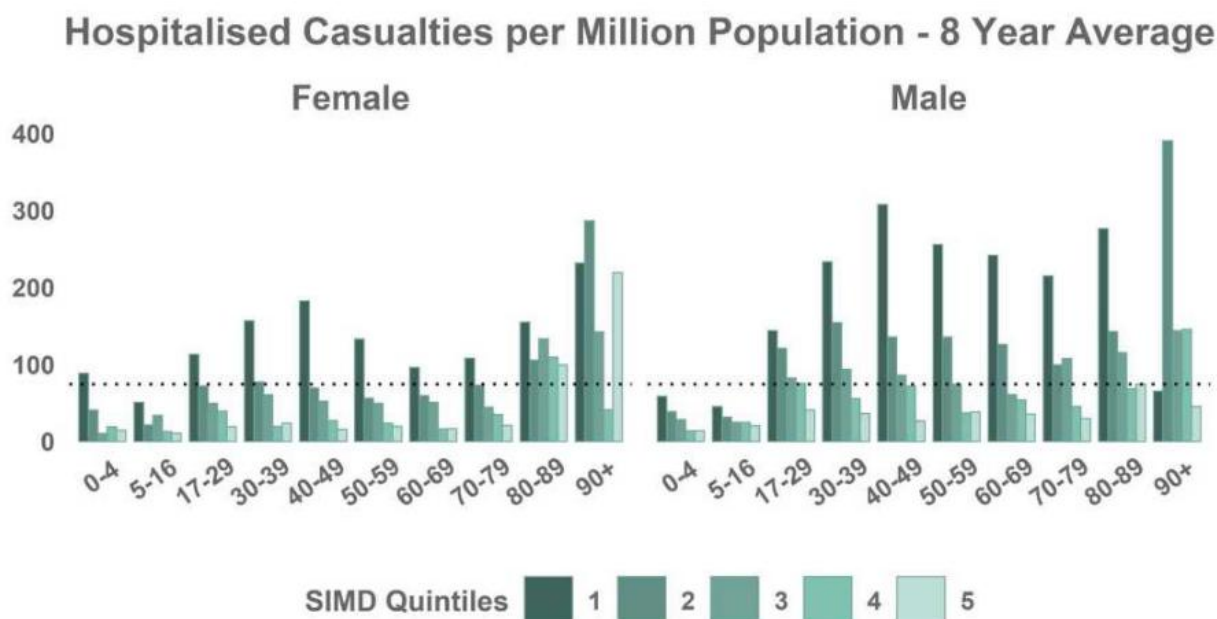


Figure 26: Hospitalised fire casualties per million population by gender, age and by level of deprivation where 1 is the 20.0% most deprived areas and 5 is the 20.0% least deprived areas. The horizontal line represents the Scotland average (77.7).

Impairment

Impairment using alcohol or drugs was suspected to have been a contributing factor in 16.1% of accidental dwelling fires. These fires have higher casualty rates, with an average rate of 12.3 fatal casualties per 1,000 fires in the last ten years.

This is compared to the 2.6 fatal casualties per 1,000 fires where impairment was not suspected.

There were 366.0 non-fatal casualties per 1,000 fires with such impairment, compared to the 139.5 without.

These averages are based on ten years of casualty data as there is no clear trend in recent years and the relatively low number of casualties means that a longer-term average is fairer.

In 2020-21, there were 8 fatal casualties in accidental dwelling fires where impairment by alcohol or drugs was suspected and 216 non-fatal casualties.

Urban-Rural

The rate of non-fatal casualties is 1.7 times higher in the most urban areas compared to the most rural.

The non-fatal casualty figures vary each year. In the last eight years, rates have been decreasing proportionally faster in the most rural areas.

The most rural areas have seen a decrease of 51.1%, while the most urban areas have seen a decrease of 42.3%. Overall, the Scotland total has decreased by 36.4% since 2013-14.

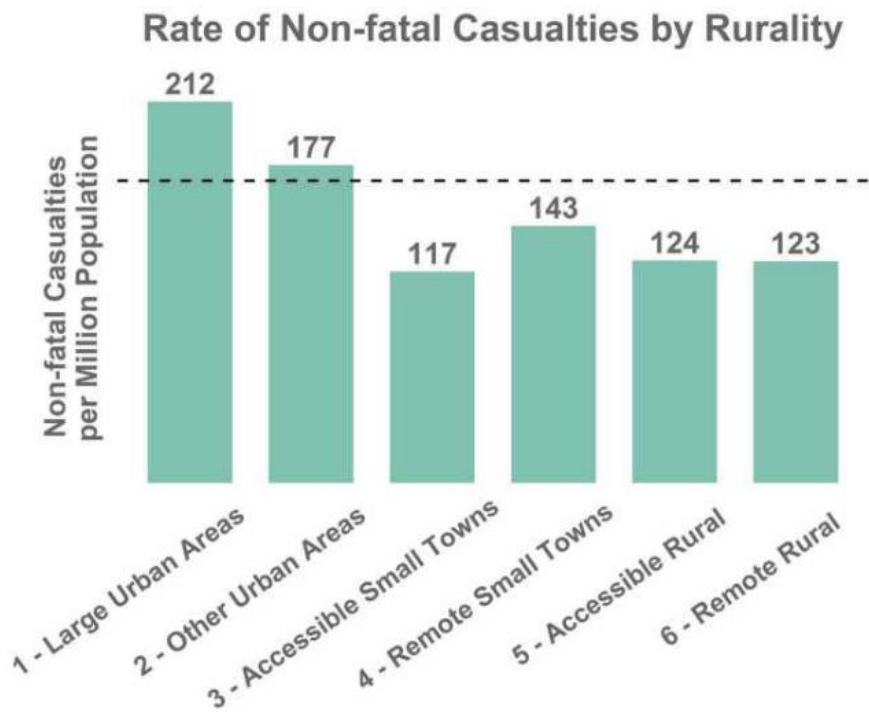


Figure 27: Eight-year average rate of non-fatal fire casualties per million population by level of rurality. The Scotland average is 167.9. Eight years of data was used to ensure a fair comparison.

The situation differs for fatal casualties. The rate of fatal casualties per million population is 1.7 times higher in the most rural areas compared to the most urban areas.

The three categories of most remote areas (remote small towns, accessible rural and remote rural) all have higher than average rates of fatal casualties per million population, yet all have lower than average rates of non-fatal casualties.

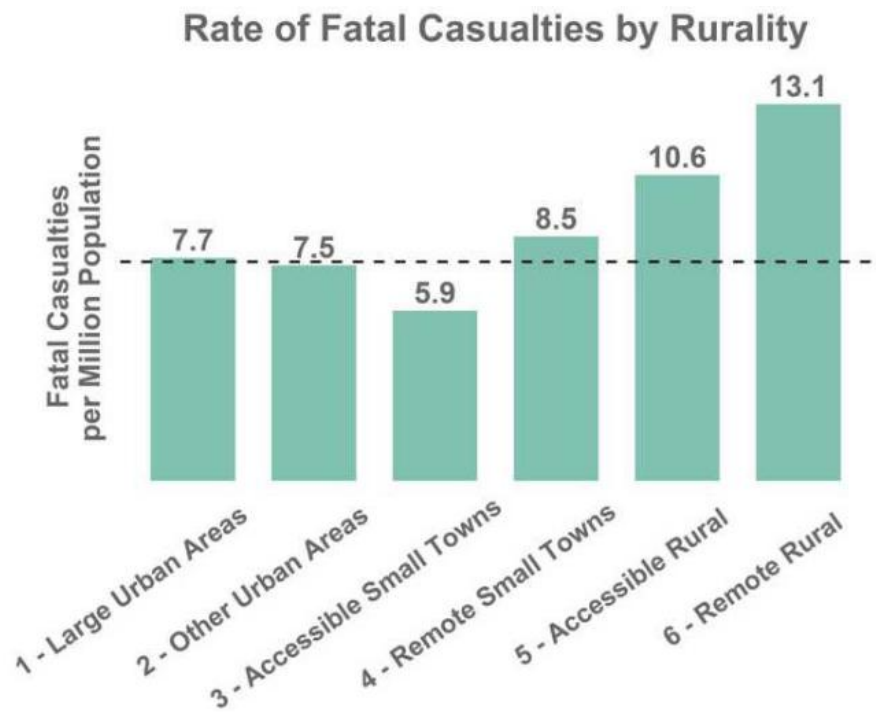


Figure 28: Eight-year average rate of fatal fire casualties per million population by level of rurality. The Scotland average is 7.6. Eight years of data was used to ensure a fair comparison.

5. Non-fire Incidents and Casualties

In 2020-21, there was 12,693 non-fire incidents recorded, down from 14,397 last year (11.8% reduction). Although this is a relatively large reduction from last year's figures, the figures for this year could be unusually low due to the restrictions that were imposed during the Covid-19 pandemic.

The restrictions led to limited travel, closure of buildings and changes in human behaviours. Consequently, some non-fire incident categories have reduced more substantially than would have been expected when compared to previous years' figures. Figure 29 shows the overall trend of non-fire incidents, showing the figure levelling off and remaining relatively stable from 2015-16.

Pre-pandemic working arrangements recognised wider partnership working in dealing with known casualties. However, throughout lockdown periods, SFRS had reduced involvement in these cases, particularly during multi-agency incidents. In following reporting guidance, SFRS personnel did not report any casualties where there had been no direct involvement.

There has been a large decrease in the number of road traffic collisions attended by SFRS, with 1,596 recorded in 2020-21, compared to the 2,372 recorded last year. This is a reduction of 32.7%.

Covid-19 restrictions meant that people could not travel as freely within the country as they did before the pandemic and so, there was less traffic on the roads. Due to this, low overall figures are to be expected.

Lift release is a further sub-category of non-fire incident where Covid-19 restrictions appear to have had an impact on operational attendance. There has been a 44.5% reduction on last year's figures, reducing from 748 to 415 in 2020-21.

Effecting Entry or Exit incidents decreased from 3,992 last year to 3,735 in 2020-21 (6.4% reduction). Similarly, Assist Other Agencies incidents reduced by 7.8%, from 1,259 in 2019-20 to 1,161 this year. See figures 31 to 36 for trends in major non-fire incident categories.

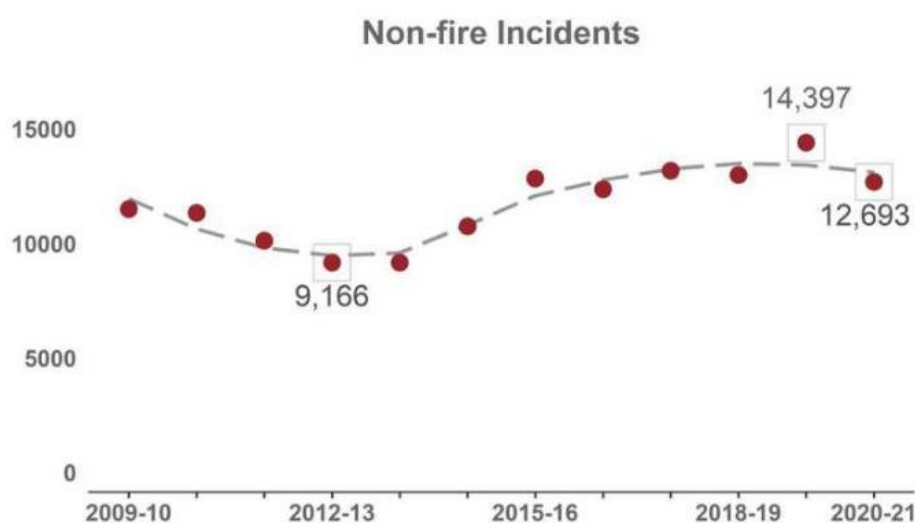


Figure 29: Trends in non-fire incidents. Values displayed in boxes on chart represent the maximum, minimum and most recent values.

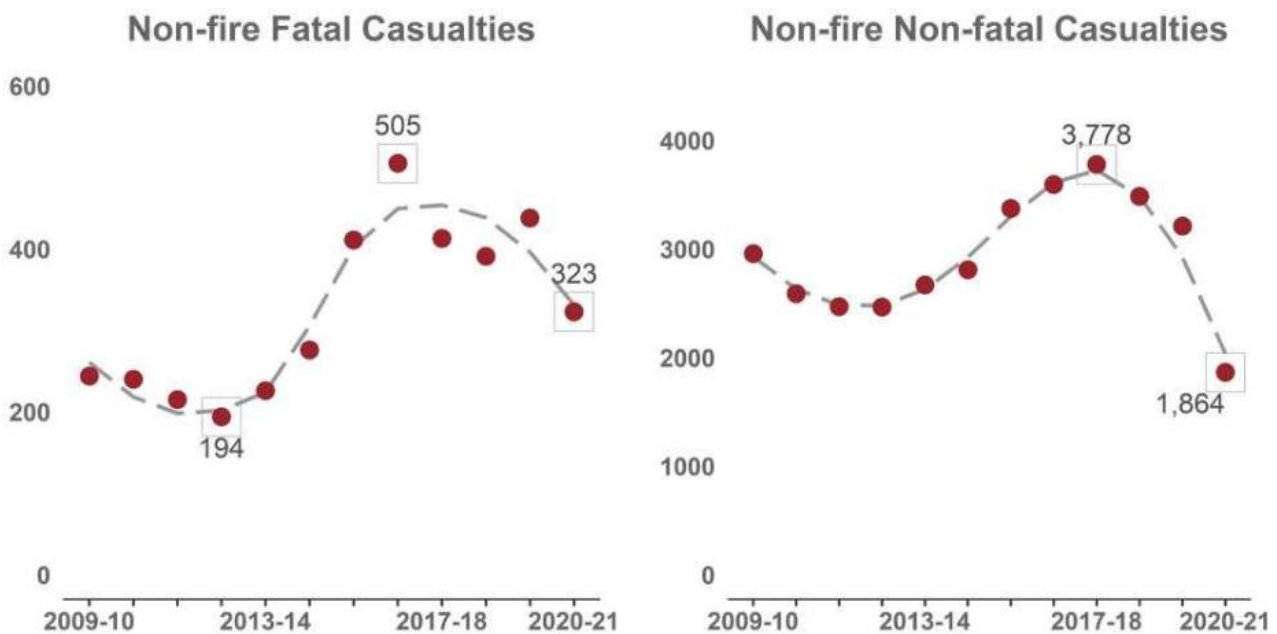


Figure 30: Trends in the number of non-fire casualties. Values displayed in boxes on chart represent the maximum, minimum and most recent values. For non-fire non-fatal casualties, the most recent value is also the minimum value. Changes in operational procedures during the Covid-19 pandemic has impacted casualty figures. [See page 27 for explanation.](#)

There were 323 non-fire fatal casualties in 2020-21, a decrease of 26.3% from last year's 438 fatalities. This figure had increased consistently in previous years due to increasing inter-agency cooperation.

There were 1,864 non-fire non-fatal casualties in 2020-21, a decrease of 42.0% from last year's total of 3,211.

The number of non-fire non-fatal casualties has been decreasing steadily since 2017-18 but this is the largest reduction that has been seen within one year.

As previously discussed, there has been a reduction in non-fire incidents attended this year which is likely to have been caused by the Covid-19 lockdown and social distancing restrictions.

With less incidents attended, it is likely that the large reductions in fatalities and non-fatal casualties is partly attributed to the Covid-19 restrictions.

There was a large decrease in the number of fatal and non-fatal casualties resulting from road traffic collisions attended to by SFRS crews in 2020-21.

There were 895 non-fire non-fatal casualties resulting from these road traffic collisions (45.5% decrease from the 1,642 recorded in 2019-20) and 60 fatalities (26.8% reduction from 82 recorded in 2019-20).

There has also been a considerable decrease in the number of suicide or suicide attempts attended by SFRS resulting in casualties, with 34 fatalities (down from 51 in 2019-20) and 17 non-fatal casualties (down from 27 in 2019-20).

Road Traffic Collisions

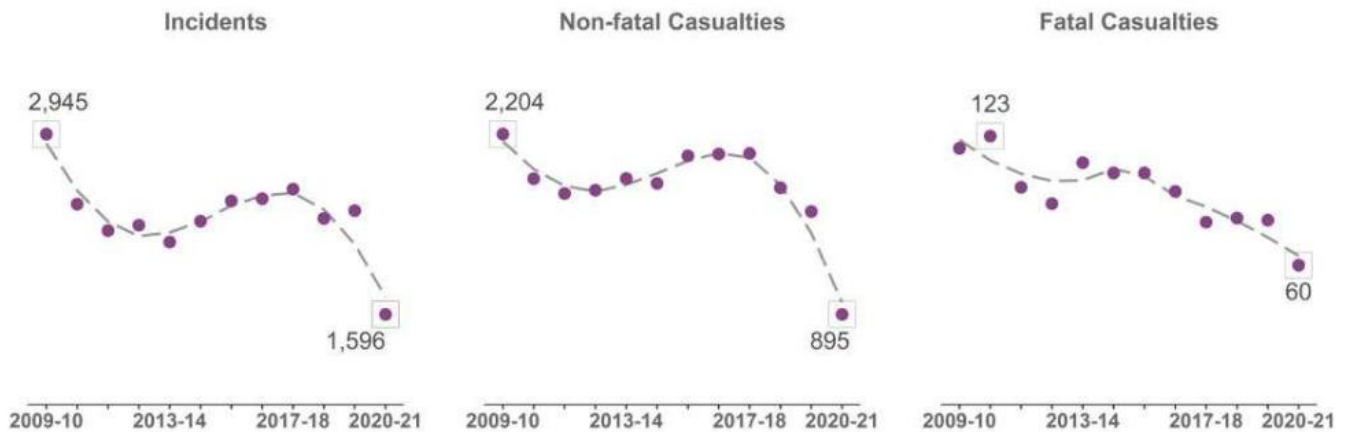


Figure 31: Trends in the Number of Road Traffic Collisions. Values displayed in boxes on chart represent the maximum, minimum and most recent values. In this case, the most recent values are also the minimum values.

Flooding and Rescue or Evacuation from Water

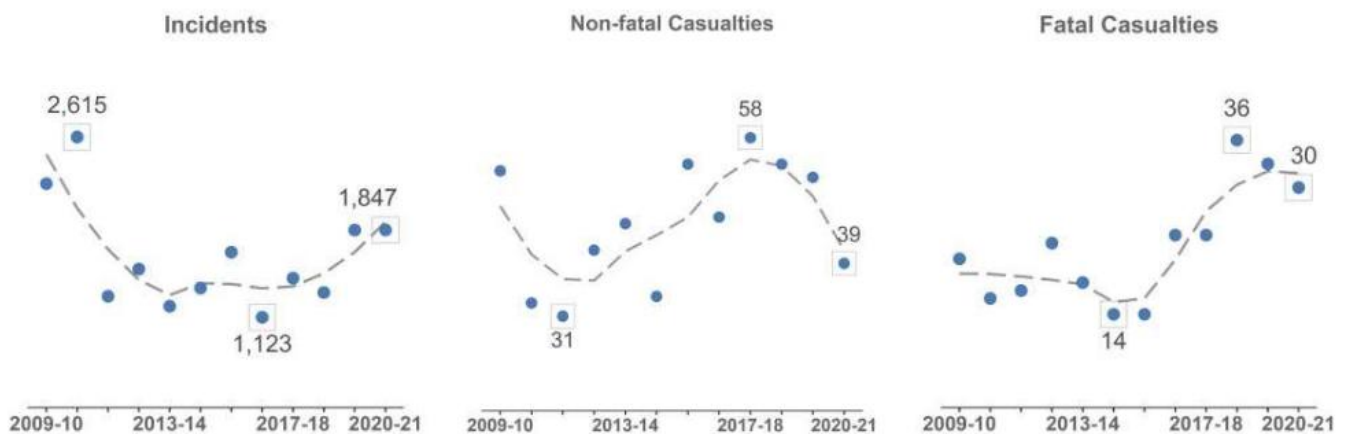


Figure 32: Trends in the Number of Flooding Incidents. Values displayed in boxes on chart represent the maximum, minimum and most recent values.

Medical Response

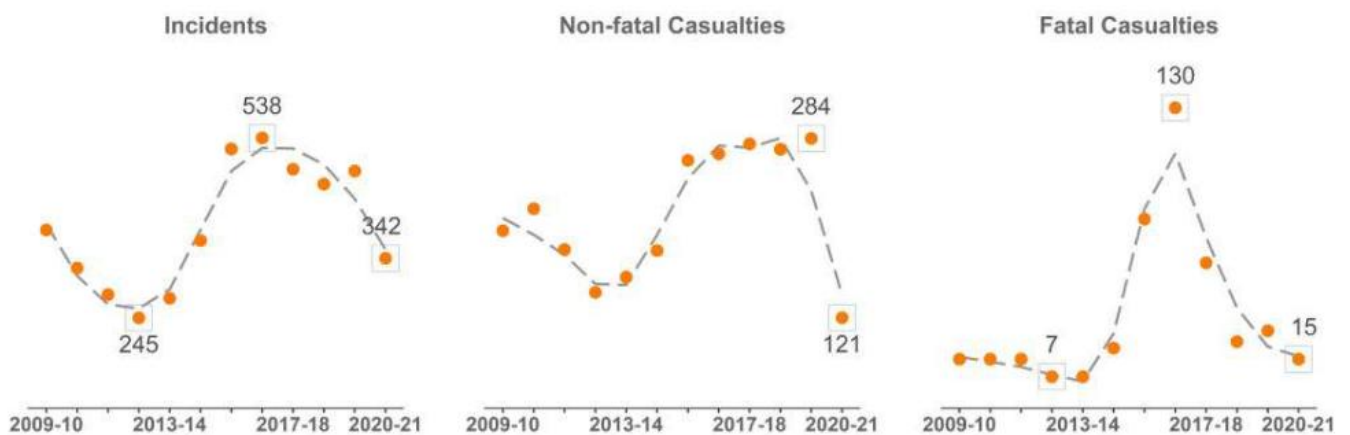


Figure 33: Trends in Number of Medical Incidents. Values displayed in boxes on chart represent the maximum, minimum and most recent values. There are instances where the most recent value is also the minimum value. Changes in operational procedures during the Covid-19 pandemic has impacted casualty figures. See page 27 for explanation.

Suicide (including attempts)

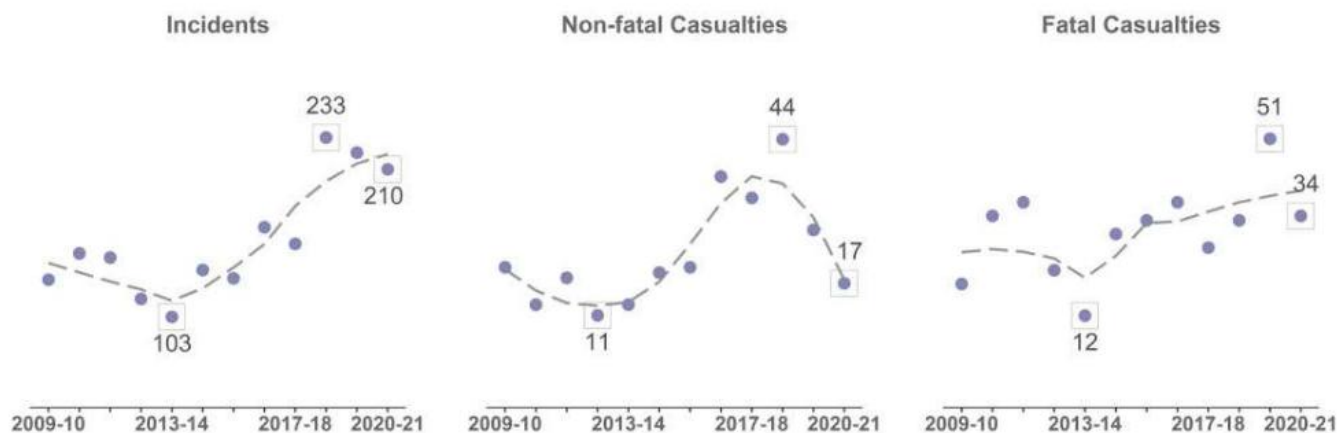


Figure 34: Trends in Suicide (including attempts). Values displayed in boxes on chart represent the maximum, minimum and most recent values.

Effecting Entry or Exit

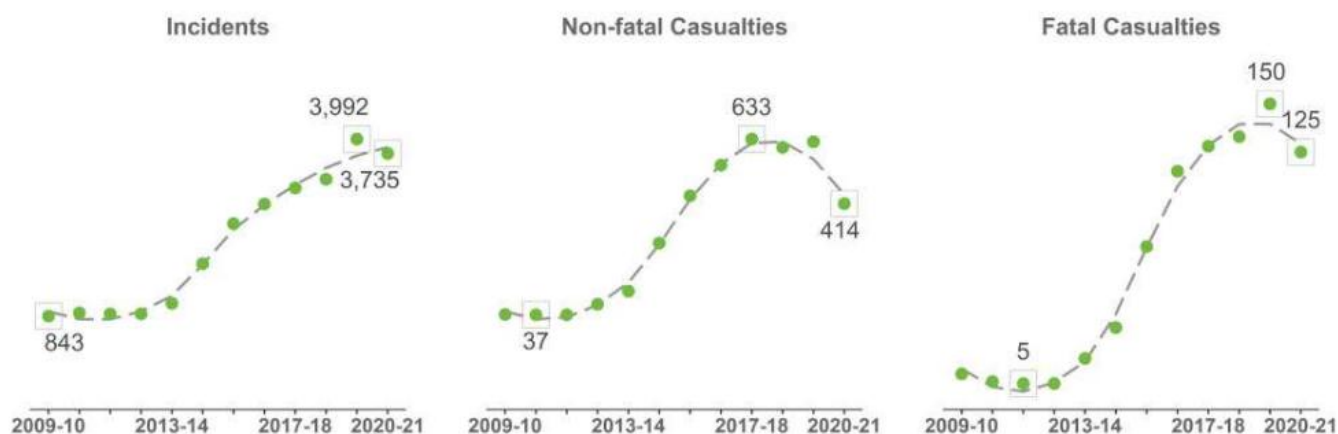


Figure 35: Trends in Effecting Entry or Exit. Values displayed in boxes on chart represent the maximum, minimum and most recent values. Changes in operational procedures during the Covid-19 pandemic has impacted casualty figures. See page 27 for explanation.

Assist Other Agencies

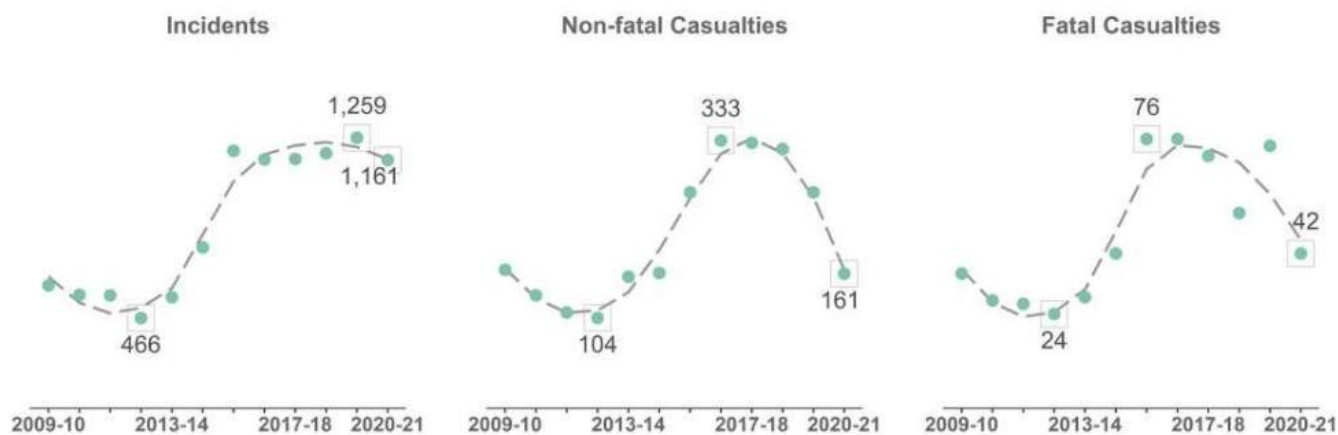


Figure 36: Trends in Assist Other Agencies. Values displayed in boxes on chart represent the maximum, minimum and most recent values. Changes in operational procedures during the Covid-19 pandemic has impacted casualty figures. See page 27 for explanation.

6. False alarms

In 2020-21, there were 47,742 false alarms, down from 53,177 last year (10.2% reduction). Of these, 46,820 were fire false alarms. This is considerably lower than last year's 52,302 (10.5% reduction) and the lowest recorded value in this series.

Fire false alarm incidents where detecting apparatus has raised an alarm is the main cause of this reduction. In recent years, there was an upward trend in this type of false alarm. However, this year the number of fire false alarms due to apparatus has decreased to 35,809. This is a 13.6% reduction from 41,467 recorded in 2019-20.

This large reduction is likely due to the closure of non-domestic premises during the Covid-19 pandemic.

This is shown in figure 38, where it is shown that false alarms in dwellings remained relatively consistent, when compared to previous years' figures, but false alarms in other buildings has dropped substantially.

Fire false alarm attendances caused by raised alarms from detecting apparatus accounts for 41.8% of all incidents attended this year. This is down from 45.0% in 2019-20.

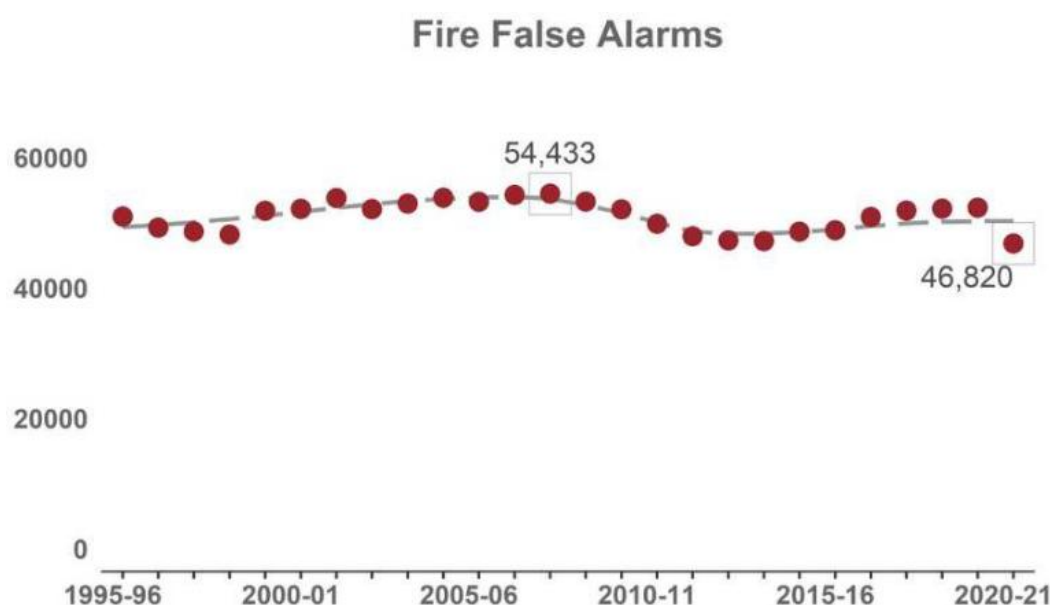


Figure 37: Long-term trend in fire false alarms. Values displayed in boxes on chart represent the maximum, minimum and most recent values. In this case, the most recent value is also the minimum value.

Figure 38 shows that an increase in fire false alarms due to apparatus was the cause of the overall increase up until the mid-2000s, shown in figure 36.

This trend levelled off in the mid to late 2000s and appeared to continue increasing until this year when the figure decreased again.

The number of fire false alarms accounted for by good intent remained stable until about 2009-10 and then began to decrease slowly.

This year there has been an increase in the number of good intent fire false alarms compared to recent years.

The number of malicious fire false alarms has steadily decreased since the late 1990s and continued to decrease from 2019-20 to 2020-21.

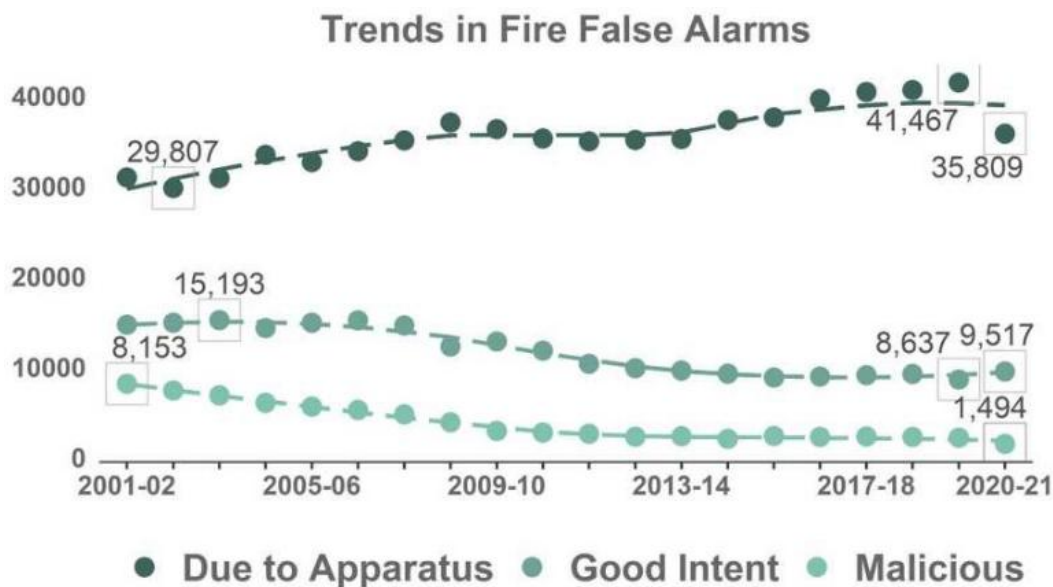


Figure 38: Trends in cause of fire false alarms. Values displayed in boxes on chart represent the maximum, minimum and most recent values. There are instances where the most recent value is also the minimum value.

The main cause of increasing fire false alarms is due to apparatus false alarms in dwellings. The total number of apparatus false alarms in dwellings is 13,325, a decrease from 13,859 recorded in 2019-20 (3.9%). This is up 43.0% from ten years ago.

The number of apparatus false alarms in other buildings has remained more stable over the last ten years. Malicious false alarms have reduced in dwellings over the last ten years from 782 to 300 in 2020-21 (61.6%) and good intent false alarms has decreased from 4,479 to 3,535 (21.1%).

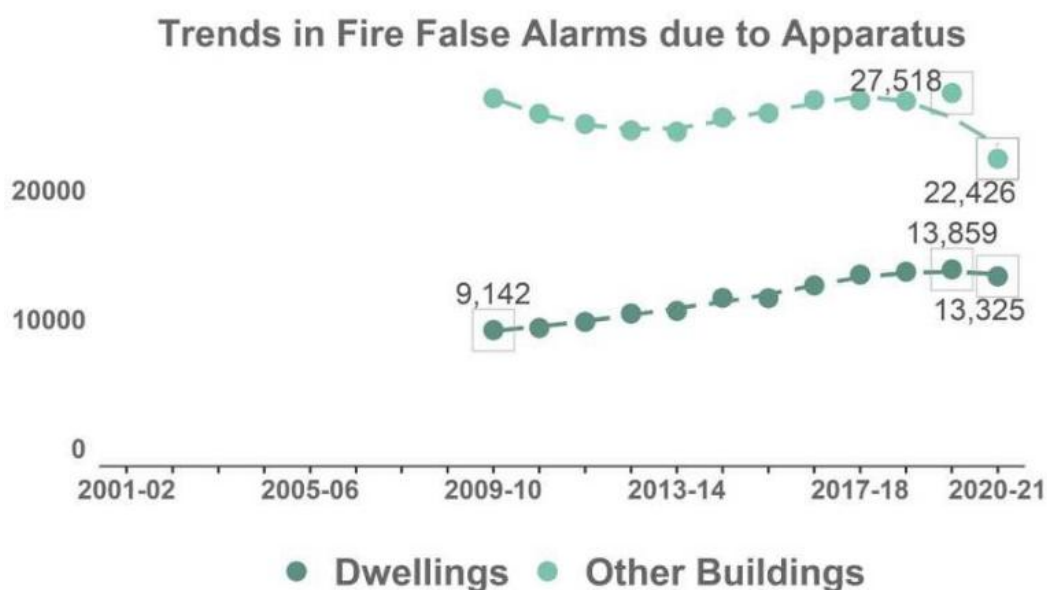


Figure 39: Trends in the location of fire false alarms due to apparatus. Values displayed in boxes on chart represent the maximum, minimum and most recent values. There are instances where the most recent value is also the minimum value.

Unwanted Fire Alarm Signals

Unwanted Fire Alarm Signals, commonly referred to as UFAS, describes a potentially avoidable false alarm signal from a workplace, either from an automatic fire alarm or from a person. In previous years, these signals had steadily increased, from 26,394 incidents in 2013-14 to 29,285 in 2019-20 (10.9% increase).

Within the last year this figure has reduced substantially to 23,733 (19.0% decrease from last year). The number of fire alarm signals that are not UFAS has remained relatively stable over the last few years.

There has been an increase of 0.3% from 2019-20 (23,017 incidents) to 2020-21 (23,087 incidents). With the overall number of fire false alarms decreasing in Scotland this year, this suggests that the main reason is due to a large decrease in the number of unwanted fire alarm signals.

The Covid-19 pandemic could have influenced this figure as most offices were closed and home-working was encouraged. This means that less people were in workplace buildings and so, less opportunity for an unwanted signal to be triggered.

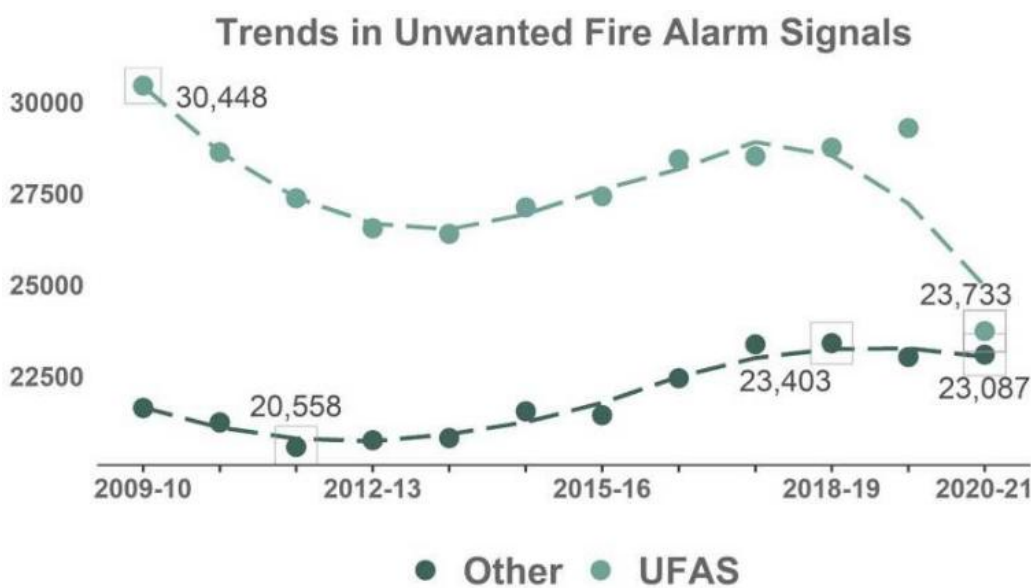


Figure 40: Trends in Unwanted Fire Alarm Signals (UFAS) and Other fire alarm signals in Scotland. Values displayed in boxes on chart represent the maximum, minimum and most recent values. There are instances where the most recent value is also the minimum value.

Local Authority Breakdown

Figure 41 shows a breakdown of UFAS by local authority. UFAS are considerably higher in urban areas such as Glasgow City (rate of 655.9 per 100,000 population).

Dundee City (rate of 622.9 per 100,000) and City of Edinburgh (rate of 568.2 per 100,000 population).

This is because there are typically more offices and workplace buildings in urban areas.

Rural areas have much lower rates, for instance Orkney Islands has a rate of 165.2 per 100,000 population.

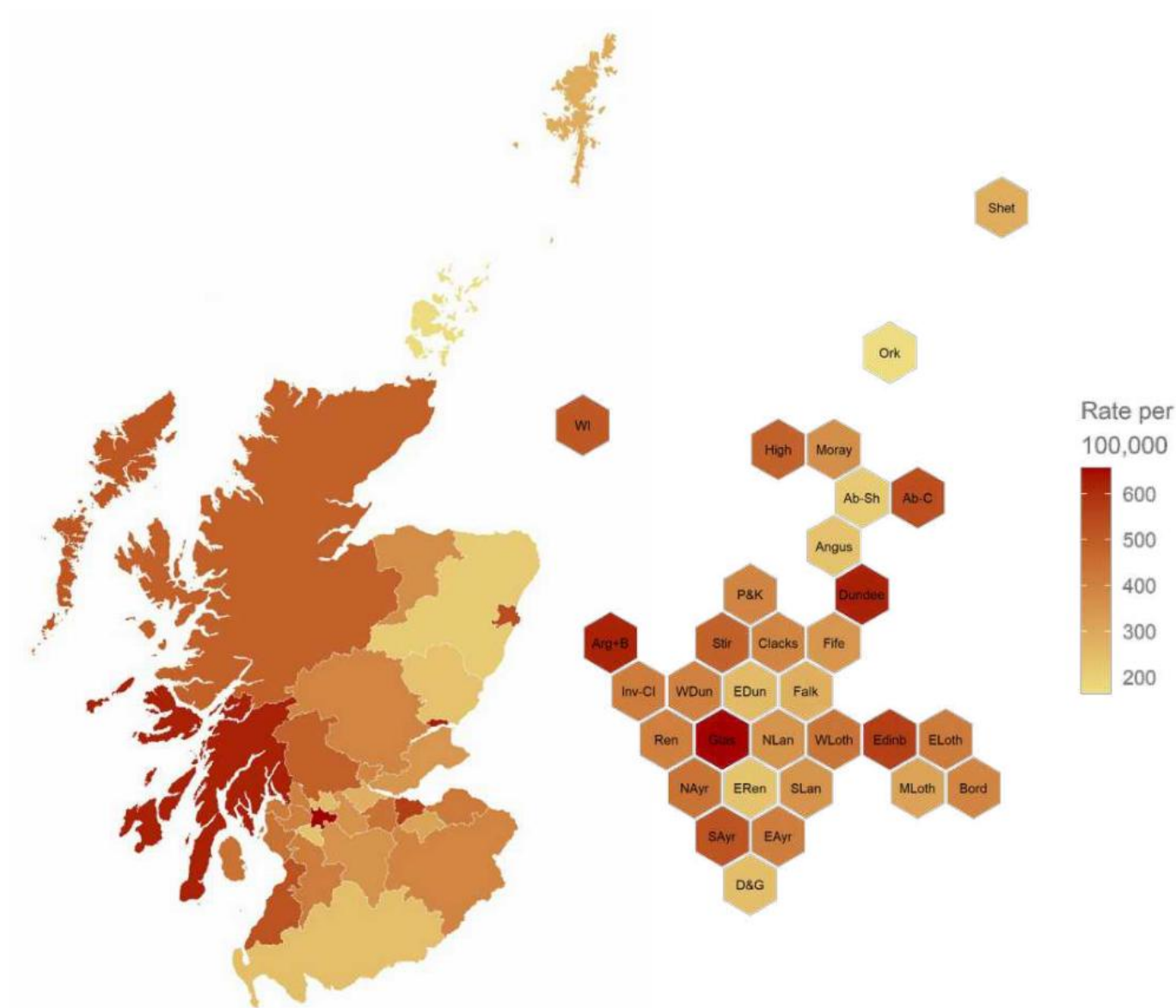


Figure 41: Unwanted Fire Alarm Signals (UFAS) per 100,000 population, choropleth and area normalised cartogram 2020-21

Great Britain Comparisons

Despite the reduction in numbers of fire false alarms, there is still a notably higher rate of fire false alarms per million population in Scotland than in England and Wales.

While all nations have seen a reduction in the number of fire false alarms, there has been a bigger reduction in England and Wales than in Scotland. This has widened the gap between the rates of fire false alarms between Scotland and the other nations.

However, this year, with the reduction of fire false alarms in Scotland, the gap appears to be closing slightly. In 2020-21, Scotland has a 124.1% higher rate than England, compared with 132.6% reported last year.

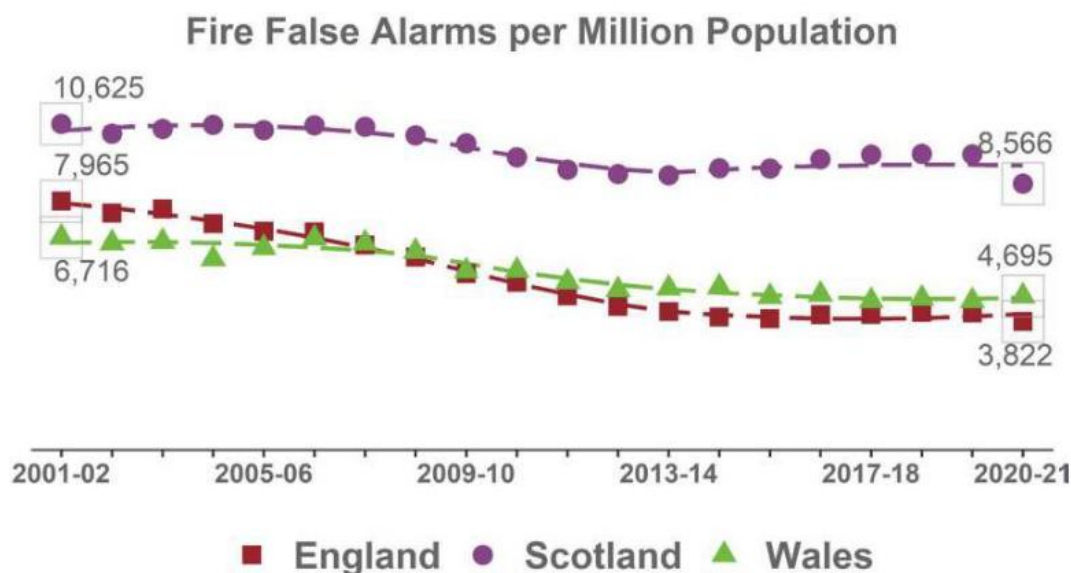


Figure 42: Trends in the fire false alarms by nation. Values displayed in boxes on chart represent the maximum, minimum and most recent values. In this case, the most recent values are also the minimum values.

It should be noted that while Scotland saw a decrease in fire false alarms during the pandemic, England and Wales did not. Currently, England and Wales manage unwanted fire alarm signals differently from Scotland.

This means that, in general, England and Wales attend to less of these signals.

This year Scotland has attended 19.0% less of these signals than in previous years.

This suggests that the main reason for the difference in Scotland compared to England and Wales is due to the difference in the handling of unwanted fire alarm signals.

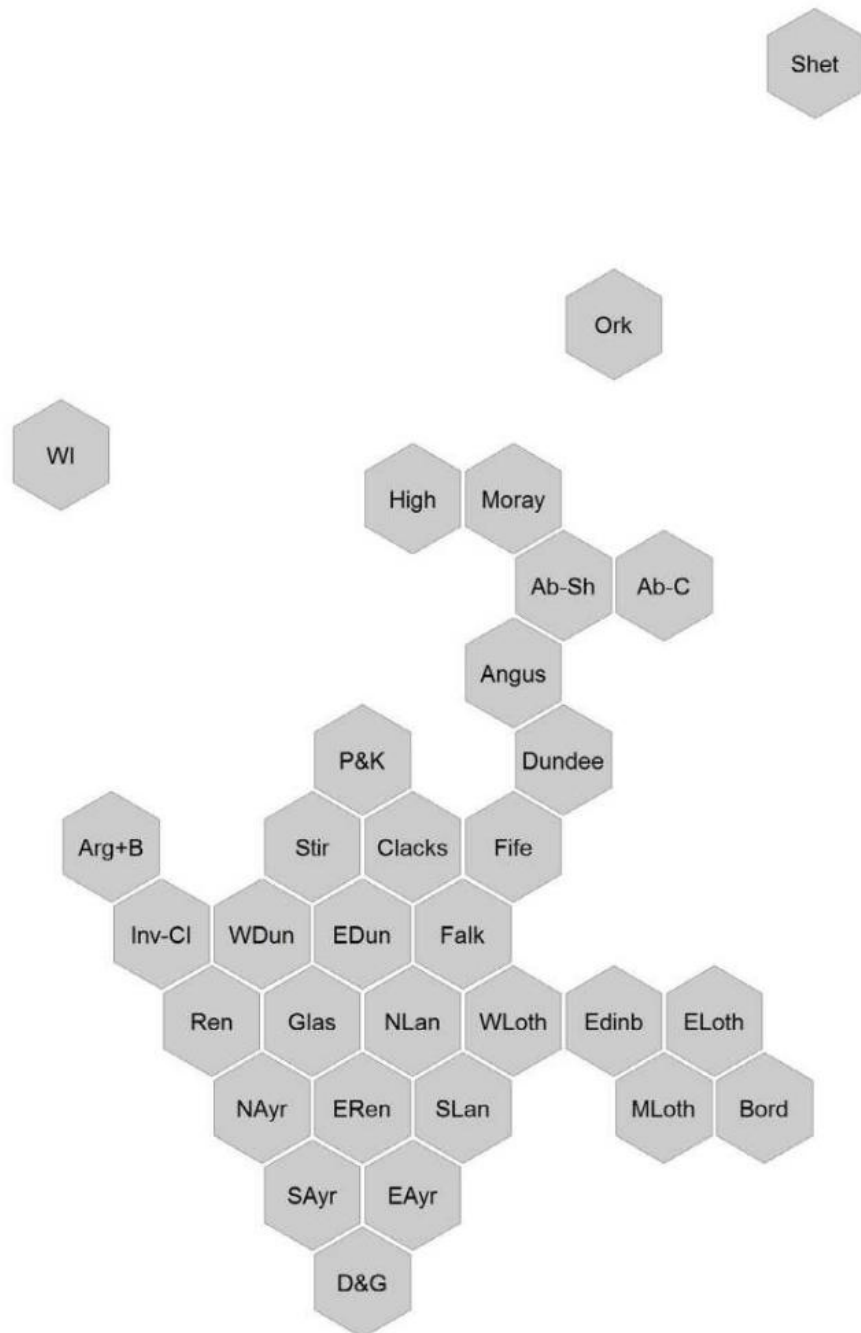
Appendix A – Key for Local Authority Maps

Key	Local Authority
1	Aberdeen City
2	Aberdeenshire
3	Angus
4	Argyll and Bute
5	Clackmannanshire
6	Dumfries and Galloway
7	Dundee City
8	East Ayrshire
9	East Dunbartonshire
10	East Lothian
11	East Renfrewshire
12	Edinburgh, City of
13	Na h'Eileanan Siar
14	Falkirk
15	Fife
16	Glasgow City
17	Highland
18	Inverclyde
19	Midlothian
20	Moray
21	North Ayrshire
22	North Lanarkshire
23	Orkney Islands
24	Perth and Kinross
25	Renfrewshire
26	Scottish Borders
27	Shetland Islands
28	South Ayrshire
29	South Lanarkshire
30	Stirling
31	West Dunbartonshire
32	West Lothian



Cartogram Local Authority Key

Key	Local Authority
Ab-C	Aberdeen City
Ab-Sh	Aberdeenshire
Angus	Angus
Arg+B	Argyll and Bute
Clacks	Clackmannanshire
D&G	Dumfries and Galloway
Dundee	Dundee City
EAyr	East Ayrshire
EDun	East Dunbartonshire
ELoTh	East Lothian
ERen	East Renfrewshire
Edinb	Edinburgh, City of
WI	Na h'Eileanan Siar
Falk	Falkirk
Fife	Fife
Glas	Glasgow City
High	Highland
Inv-Cl	Inverclyde
MLoth	Midlothian
Moray	Moray
NAyr	North Ayrshire
NLan	North Lanarkshire
Ork	Orkney Islands
P&K	Perth and Kinross
Ren	Renfrewshire
Bord	Scottish Borders
Shet	Shetland Islands
SAyr	South Ayrshire
SLan	South Lanarkshire
Stir	Stirling
WDun	West Dunbartonshire
WLoth	West Lothian



An Official Statistics Publication for Scotland

Correspondence and enquiries

Lead statistician for this bulletin and associated documents:

Rebecca Cameron

Official Statistics are produced to high professional standards set out in the Code of Practice for Official Statistics. They are produced free from any political interference.

Crown Copyright

© Scottish Fire and Rescue Service, 2021

This information is licensed under the Open Government Licence 3.0

www.nationalarchives.gov.uk/doc/open-government-licence

For enquiries or feedback please contact:

National.Statistics@firescotland.gov.uk

The next edition of Fire and Rescue Incident Statistics bulletin and associated documents is scheduled for release on 31st October 2022.



SCOTTISH
FIRE AND RESCUE SERVICE

Working together for a safer Scotland

firescotland.gov.uk

SFRS Fire and Rescue Incident Statistics 2020-21

Version 1.0 - 29 October 2021

North Ayrshire Performance Summary Report

Reporting Period: 01/04/2021 - 30/09/2021



**POLICE
SCOTLAND**
Keeping people safe

Total Crime



-7.9%



5845 Crimes

Incidents
Recorded

-12.4%



20,157

Violence/Homicide

6.3%



859

Drug Supply

37.6%



49

Sexual Crime

15.9%



166

Hate Crime

7.7%*



73

ASB

-6.3%



4996

Domestic Abuse

-6.4%



523

Housebreaking

-38.7%



99

Robbery

-14.3%



17

Fraud

60.3%



143

Speeding

-37.2%



191

Drink/Drug Driving

38.1%



116

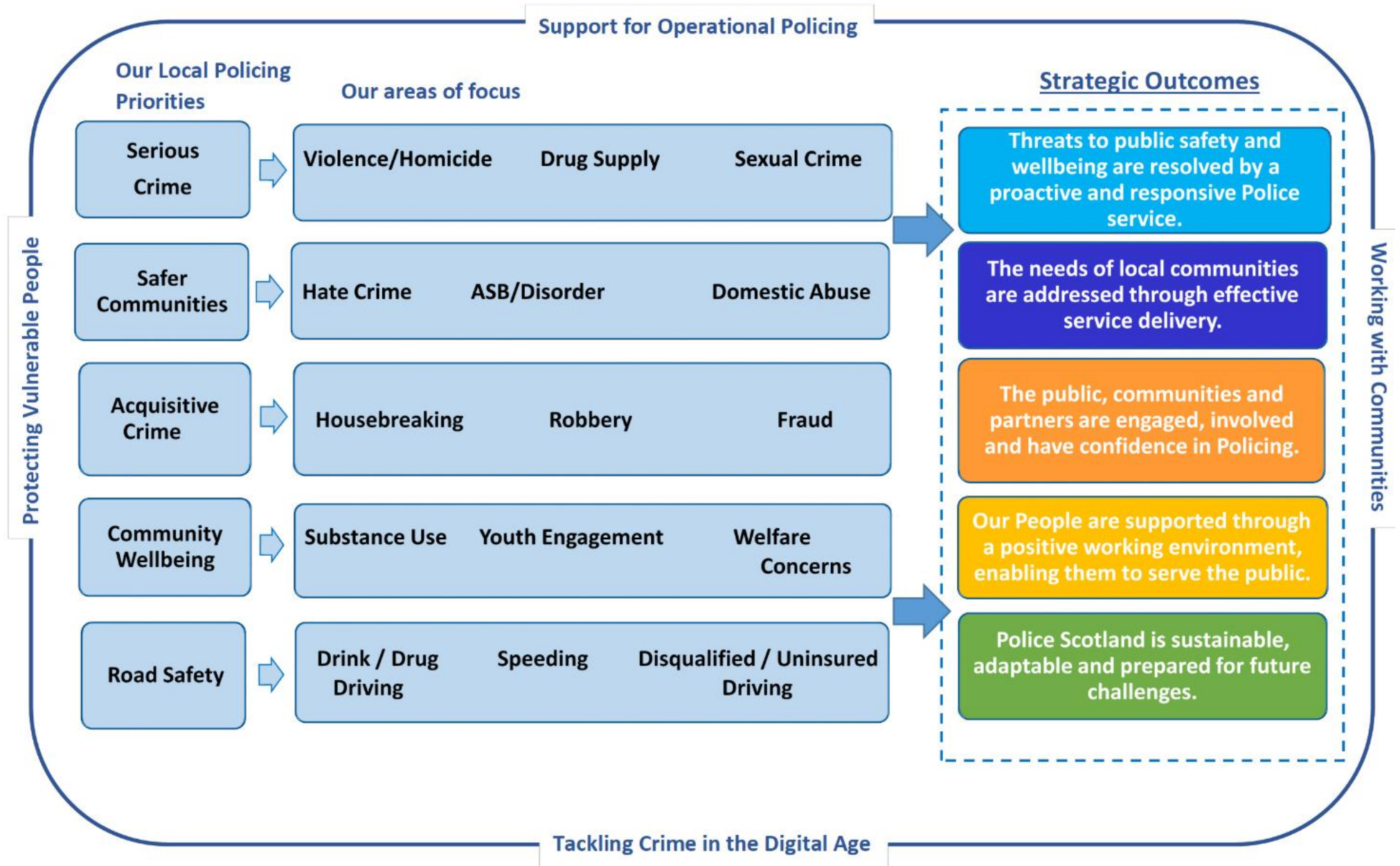
Note: All percentage figures are based on the 5-year average with all data based on Management Information which may be subject to change. *Hate Crime 5-yr Average is locally produced and not MI

Introduction

This document has been compiled to look at the quarterly data available for North Ayrshire. The report will be based on the areas of focus identified within the Local Policing Plan agreed with the Local Authority. The 'Plan on a Page' document is available on Page 3, this provides details of the areas Police Scotland have agreed to report on.

This document will provide an overview of crime and incidents based on the requirements of the LPP. However there will be areas where reporting will be on a rotational/exceptions basis particularly within the Safer Communities and Community Wellbeing Priorities. The following list of contents provides an overview of the items included in this report:

TOPIC	SECTION	PAGE
Local Policing Plan	Plan on a Page	3
Serious Crime	Violence/Homicide	4
	Sexual Crimes	5
	Drug Supply	6
Safer Communities	Hate Crime	7
	Antisocial Behaviour	8
	Domestic Abuse	9
Acquisitive Crime	Housebreaking/Fraud	10
	Robberies	11
Community Wellbeing	Youth Engagement	12
	Substance Misuse	
Road Safety -	Drink/Drug Driving	13
	Speeding	14
Public Confidence	User Satisfaction Survey	15



SERIOUS CRIME—Violence/Homicide

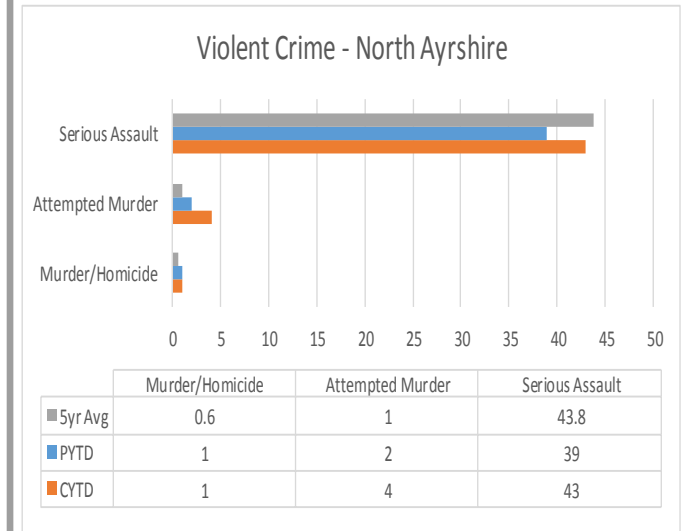
Analytical Context:

The position in terms of violent crime this year shows an overall increase of 6.3% on the 5-year average.

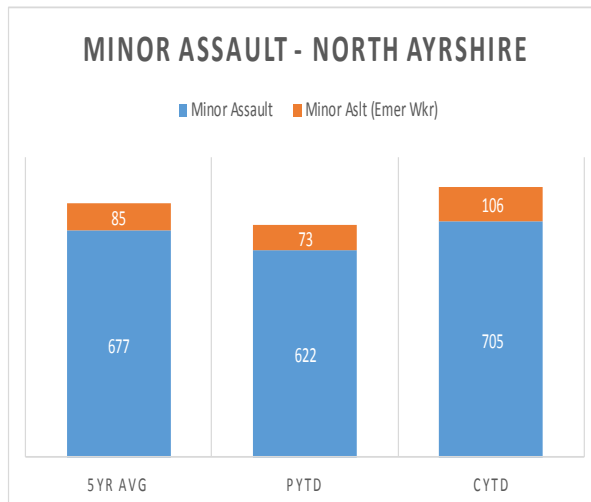
In terms of Serious Assaults, as can be seen on the graph, the current figure remains slightly below the 5-year average, although above last year. The detection rate - 62.2% - is currently below both last years figures (79.5%) and the 5-year average (71.7%) and are the subject of ongoing work to improve this position. In terms of location, there are more crimes in a Public space with half of these being on a footpath or street. Irvine and Saltcoats have recorded the greatest volume of crimes (32.6% and 18.6% respectively). The majority of victims are males, accounting for around 86.4% with an average age of 34.7.

Murder and Attempted Murder figures remain low, although there are more Attempt Murders recorded this year. All but one of these crimes has been detected.

Finally, all Minor Assaults have increased markedly this year on both the 5-year average and the figures last year. There have been around 93 non-recent crimes recorded this year of which 84.9% remain undetected and this is impacting on a lower overall detection rate (60.6% this year compared to 69.4% for 5-yr average.) The new charges relating to shop workers have now come into effect with 3 crimes recorded in September. See Domestic section for further info on this crime type.



Source: Taken from Police Scotland Business Intelligence Portal



Source: Taken from Police Scotland Business Intelligence Portal

Local Action/Context:

In order to address the increase in Emergency Worker Assault, the Division has established a 'Your Safety Matters' collaborative working group in response to the Divisional Commander's pledge on assaults collaborating with British Transport Police, NHS Ayrshire & Arran, Scottish Fire & Rescue Service, SERCO and the Maritime and Coast-guard Agency. An internal video has been created for partners around how the police respond to/investigate crime and the wider judicial process. The intention being to improve the confidence to report assaults and other unacceptable behaviours. The lessons learned from this approach will be adapted in response to our Hate Crime. The following images represent the media used to promote this pledge:

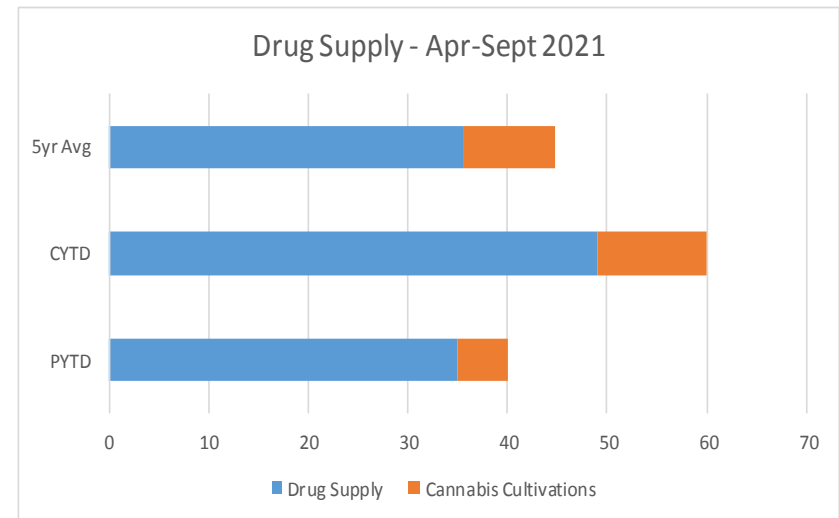


SERIOUS CRIME—Drug Supply

Analytical Context:

Drug Supply charges in North Ayrshire have increased this year by 37.6% on the 5-year average. Drug supply charges are often as a result of proactive work and therefore identifying any real patterns to where these crimes are taking place is difficult. Identifying potential suppliers is the result of combined work with local officers and Divisional staff, building on the Community intelligence provided by North Ayrshire residents.

As can be seen on the graph opposite there has been an increase in Cannabis Cultivations (n=11) which has contributed to the overall increase in Drug Supply charges. In terms of the cultivations it is notable that there have been three in Dalry this year, two of which have been in more rural settings.



Source: Taken from Police Scotland Business Intelligence Portal

Local Action/Context:

Ayrshire Division benefits from a dedicated Pro-active Crime Team (PACT). These specialist officers are supported by dedicated intelligence officers in tackling serious and organised crime in our communities.

The work of the PACT is supported locally by work of our Priority Policing Team (PPT) who continue to target drug dealing, develop local intelligence and progress issues identified by members of the community. The PPT is supervised by the Localities Inspector so that their activity is focussed on emerging risks and concerns, many of which are also raised by elected members. Notable recoveries are often shared on our social media platforms.

North Ayrshire preventions and interventions have been working with communities and partners to highlight Fearless, the Crime Stoppers youth service aimed at 11 to 16 year olds. This service aims to increase awareness of the dangers surrounding street crime, drugs and violence, whilst also providing a confidential platform to provide information anonymously.

Locality Officers and campus officers have continued to engage with our communities, proactively seeking the concerns of residents regarding drug supply and misuse through surgeries and community council meetings as well as elected representatives. Developing an intelligence picture, they have worked with specialist resources to disrupt those involved.

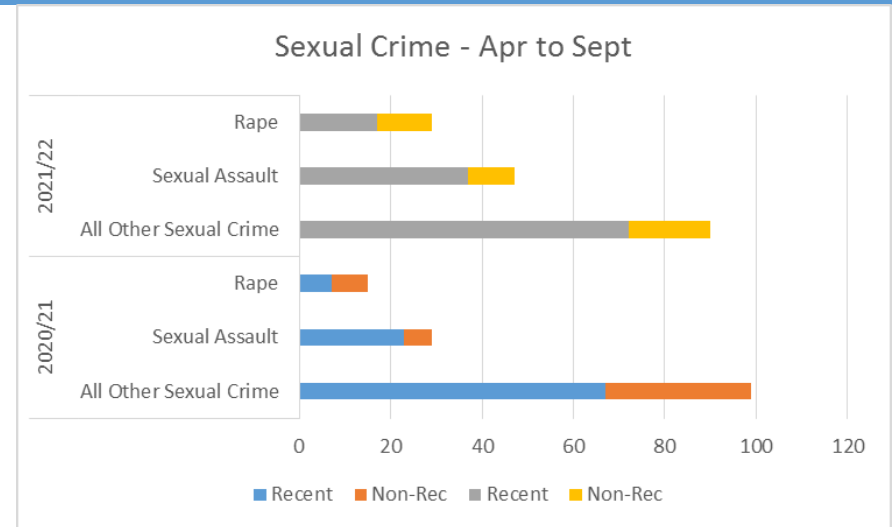
We are constantly mindful of the risks of county lines crimes within our communities and work with partners to raise awareness in community and educational settings of the warning signs. Going forward the Division will be establishing a Community Wellbeing unit, designed to reflect and reinforce the increasing shift within Police Scotland to adopt a public health, whole system approach to tackling many of the complex issues faced by our communities.

SERIOUS CRIME—Sexual Crime

Analytical Context:

There has been a marked increase in the number of sexual crimes reported this year (15.9% on the 5-year average). The biggest increases have been noted in Rapes (up 26.1%) and Sexual Assaults (up 29.7%). It should be noted that 24.1% of crimes are non-recent, this includes 12 non-recent Rape crimes and 10 non-recent Sexual Assaults .

The current detection rate for all sexual crimes stands at 41.6% which is slightly below the figure at this point last year. Rape detections at the end of Q2 were 27.6% which compares to a 5-year average of 44.3%, this discrepancy exists as there are still potential forensic opportunity for this years crimes. There are also a number of challenges in relation to obtaining detections for no n-recent Rape due to the potential lack of forensic opportunities.



Source: Taken from Crime Management through ScOMIS

Local Action/Context:

Sexual crimes in North Ayrshire continue to follow national trends in their increase.

It is recognised that online platforms facilitate offending and victimisation, particularly in younger age groups. Campus officers across North Ayrshire have met during the summer holidays to review and update their lesson plans. This will standardise our educational inputs across schools, but equally ensure the lessons are inclusive of what young people are telling campus officers.

A number of large scale enquiries into non recent offending and high profile convictions has resulted in an increase in the reporting of non-recent sexual crimes. Ongoing work with partners such as 'Expect Respect' (raising awareness of sexual violence and acceptable behaviour in higher and further education) has led to raised awareness of reporting mechanism, and an increased confidence in reporting such matters. This work is vitally important and ongoing.

Looking forward we have continued to develop 'Ask for Angela' which will launch in North Ayrshire to coincide with the White Ribbon / 16 Days campaign and 100 licensed premises across North Ayrshire will receive staff training and an information pack to raise awareness of this protocol. This is particularly relevant in light of the high profile spiking incidents which have occurred across Great Britain.

We have also widely publicised the 'That Guy' campaign that has been very positively received by partners and the public in general, and will continue to develop ways to alter or change male behaviours, targeting offenders rather than victim behaviour.

Furthermore a Pan-Ayrshire, multi-agency group will be created specifically to deal with Violence Against Women.

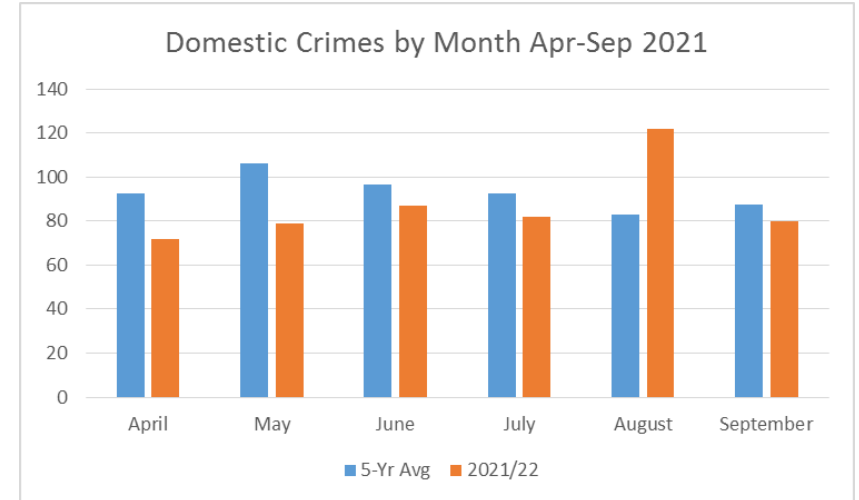
SAFER COMMUNITIES—Domestic Abuse

Analytical Context:

There has been a decrease in the number of recorded Domestic Crimes this year compared with the 5-year average (-6.4%). All months of the year apart from August have recorded a decrease this year.

Looking at the types of crimes being committed shows that there has been one Domestic Attempt Murder, six Serious Assaults and around 35.7% of Domestic crimes were Common Assaults, although this figure would need further work to confirm the accuracy. Around 6% of Domestic crimes are sexual including a number of Rapes.

We continue to support and work with Women's Aid. It has been noted that they continue to see high numbers of women seeking assistance despite the reduction being seen in reported crimes.



Source: Data taken from iVPD through ScOMIS

Local Action/Context:

We continue to be a proactive and key participant in the Violence Against Women partnership, supporting partners in tackling gender based violence and domestic abuse both internally and externally. There has been a local focus on raising awareness of management around staff working from home for prolonged periods, and warning signs of domestic abuse, with appropriate signposting on support mechanisms.

Violence Against Women partnership has recently gained permission for its own stand alone Twitter account which will be utilised to post targeted messages and information throughout the year. We continue to utilise our own social media to highlight awareness that domestic abuse is a serious social problem and a national health concern with significant negative impacts on individuals and our communities. The introduction to Ayrshire of a Domestic Abuse Liaison Officer will see additional scrutiny around each reported domestic incident but also a strengthening of existing partnerships.

Safe Space initiative continues with partners to enhance location numbers, ensure staff training is up to date and after COVID restrictions focus on maintaining current locations and thereafter expand availability across North Ayrshire. Ayrshire's Operations Superintendent Chair's the monthly Disclosure Scheme for Domestic Abuse Scotland (DSDAS), giving people the right to ask about the background of their partner.

Planned activity in Q3 -White Ribbon,16 Days of Action campaign will launch at Pitchers Night Club, Irvine with photo opportunity-attended by all partners and local media. 2021 Campaign title is 'Expect Respect – Shine a Light' and will have a focus on Education with events taking place across all secondary and further education facilities supported by Campus Officers in North Ayrshire.

SAFER COMMUNITIES—Hate Crime

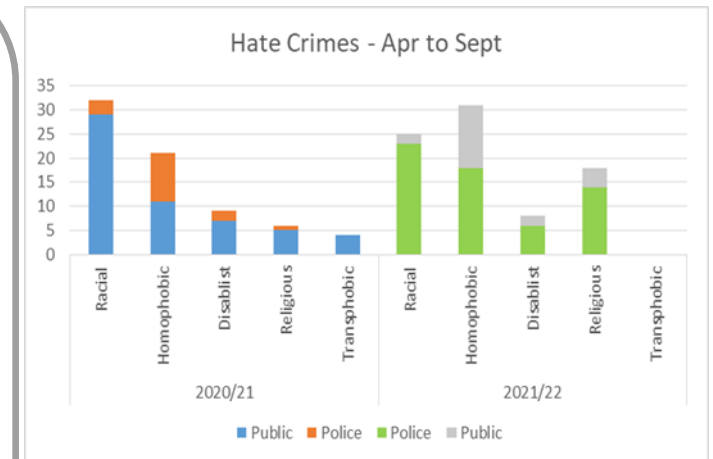
Analytical Context:

During the period examined there has been a total of 75 reported hate crimes in North Ayrshire, this compares with 67 in the same period last year. Note that a single crime can have more than one hate crime type for example one incident could feature homophobic and sectarian language. (Note: Official data does not provide a 5-year average for this crime type yet).

The chart opposite provides a breakdown of the different types of hate crime being experienced. Racial and Transphobic crimes have decreased this year whilst Homophobic and Religious crimes have increased.

A high proportion of the Homophobic crimes have been directed towards the Police (41.9%) whereas only 12% of Racial crimes were directed at the Police. Examination of the religious crimes shows all but two involved verbal abuse, primarily directed at members of the public. These were mainly sectarian slurs but did not appear to be football related.

There is only one repeat victim in the last 6 months who has been subjected to Religious hate crimes on two occasions by a neighbour. In addition to this perpetrator there is one other individual who has committed a hate crime on two occasions.



Source: Taken from the iVPD database through SCOMIS

Local Action/Context:

HMICS published their Thematic Inspection of Hate Crime on the 3rd of June. 15 recommendations were provided to Police Scotland. Locally, the Partnership Inspector sits on both the national inspection focus group and the Ayrshire Equality Partnership. Hate Crime remains broadly in line with the 5 year average. We regularly conduct reviews of trends, noting no discernible hotspots, repeat offenders or repeat locations.

Crimes against police officers and other emergency services personnel have increased but can be attributed to the Chief Constable's pledge on assault as previously mentioned with regards to reporting mechanisms in place. In July Ayrshire's emergency services made a collective vow to reduce attacks of violence and verbal abuse on their staff. Partners from NHS, S.A.S, BTP, HMP Kilmarnock, SFRS and ourselves all made the collective vow setting out our collective commitment.

In this reporting period, we provided support to a number of seldom heard groups including the local Gurdwara in Irvine, working with partners to increase Sikh confidence in local policing after a number of incidents.

During Pride week, alongside colleagues from SFRS and Vibrant Communities, we showed our continued support for PRIDE. Ayrshire Division has LGBTi forum and is progressing towards Youth Scotland LGTBi Charter status.

The Old Firm fixture in April 2021 brought with it a rise in ASB and hate crimes in the lead up to, during and after the match. In response to this we proactively created a positive social media campaign in partnership with church officials and appropriate community representatives under the 'Respect' banner, this was successfully received both locally and nationally and shared widely.

SAFER COMMUNITIES—Antisocial Behaviour

Analytical Context:

Looking at the year on year picture for Public reported ASB incidents shows that there has been a downward trend apart from last year when, due to COVID there was a 20% increase on reports. This downward trend continues during this latest period with figures being consistently below the 5-year average. Approximately 18% of incidents resulted in a crime report being raised.

The number of ASB tickets issued are at a similar level to last year however are significantly below the 5-year average. The majority of tickets were issued for breach of the peace and street drinking offences.

From available data it is estimated that youths were involved in approximately 12% of ASB incidents.

Local Action/Context:

Public nuisance and disturbance calls account for over half of Anti social behaviour calls to North Ayrshire. These calls were predominantly used to record Covid related incidents as North Ayrshire along with the rest of the country moved towards level O.

In anticipation of that move, Locality Officers have been working closely with North Ayrshire Licensing teams to ensure licensed premises are fit and ready for change as the public will start to frequent these outlets. Local policing plans have been adapted and implemented in response to this move and the policing of town centres throughout North Ayrshire in an attempt to quell disorder.

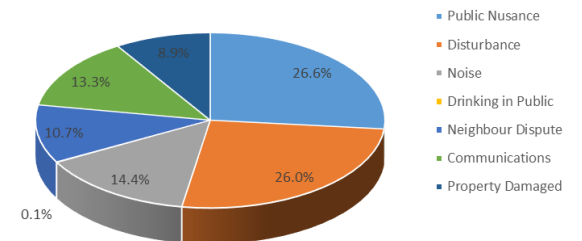
Although young people only accounted for 12% of ASB, these behaviours and their location (predominantly public spaces) had a more significant impact on the communities of North Ayrshire. In an attempt to curb youth disorder, a number of action plans were created and implemented in Kilwinning, Irvine and the Garnock Valley concentrating on not only deterring and preventing crimes and offences but LPT officers working closely with youth outreach workers in an attempt to utilise diversionary projects particularly throughout the school holiday period.

The successful tried and tested Safer Shores plans were implemented in readiness for visitors to the area particularly the beaches of North Ayrshire and multi agency contingency plans exist and can be activated at short notice providing a partnership approach in creating a safe and welcoming environment, especially given the extra footfall due to the fire at Troon Railway station.

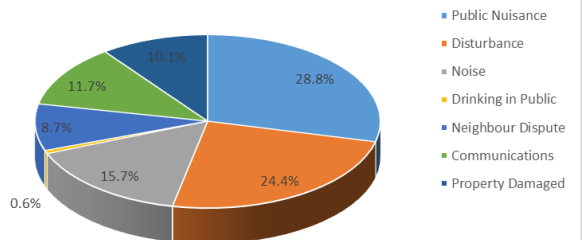
Joint working has been ongoing between British Transport police, Scotrail and Locality policing Officers, in Irvine, Kilwinning, Saltcoats and Largs railway stations (Operation Simplifier). This is a BTP led operation designed to curb anti Social behaviour in and around railway platforms and on trains on the West Coast Line between Glasgow Central and North Ayrshire.

We continue to work with the ASBIT team at NAC as well as other local registered landlords to identify and target those causing misery to neighbourhoods. Where mental health is deemed a potential factor in these behaviours the relevant agencies are made aware and case conferences are supported so all persons involved receive the support required.

ASB Incident Breakdown Apr-Sept 2021



ASB - 5 Year Average Apr-Sept



Source: taken from STORM data extracted through ScOMIS

ACQUISITIVE CRIME—Housebreaking / Fraud

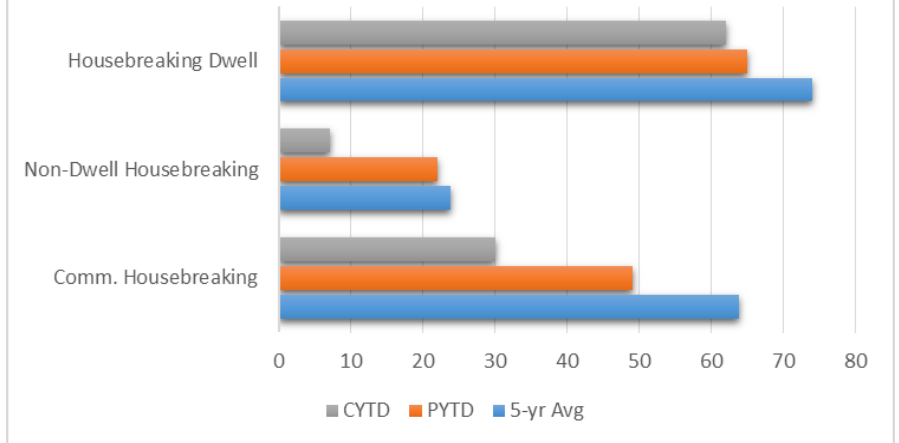
Analytical Context:

Overall housebreaking crimes have decreased markedly this year, particularly to non-dwelling properties (i.e. garages or sheds) and to commercial premises. Domestic properties have also recorded a decrease on the 5-year average but to a lesser extent. However, current detection rates (n= 20.2%) are below the 5-year average (n=24.4%).

Examination of the housebreaking to dwelling houses shows the summer months -June, July and August - recorded higher numbers of crimes whilst April, May and September have seen lower levels of crimes.

In terms of Fraud there has been an upward trend in recent years, particularly as more people use online means to shop, bank and communicate. In total this year there have been 143 crimes which is up 60.3% on the 5-year average. Detection rates are currently low at 17.6%, this is primarily due to the difficulties in obtaining detections for online fraud type crimes.

Housebreaking Crimes - Apr to Sept



Source: Taken from Police Scotland Business Intelligence Portal

Local Action/Context:

Officers remain focused on exploiting all forensic opportunities.

In North Ayrshire, our Preventions and Interventions officers will continue to use our social media platforms to promote crime prevention messages and work is ongoing with developers to make sure that all Local Authority and Housing Association housing meets 'Secured By Design' standards security measures, making these types of crimes more difficult to commit.

Fraud:

Fraud remains persistently high, again following national trends. We continue highlighting the 'Take Five' campaign to stop fraud on our social media channels, as well as utilising a Fraud Champion in the Irvine Locality Policing Team, to share best practice and advice with officers

The last year has seen a rise in remote acquisitive crimes with frauds becoming increasingly sophisticated and fraudsters using online platforms and mobile phones to target our more vulnerable and isolated members of our communities. We have had to modify our working practices along with partners in addressing these crimes, and raising awareness to reduce the risk of falling victim. We have developed strategies with partners to prevent repeat victimisation and signposting any additional support requirements to appropriate agencies.

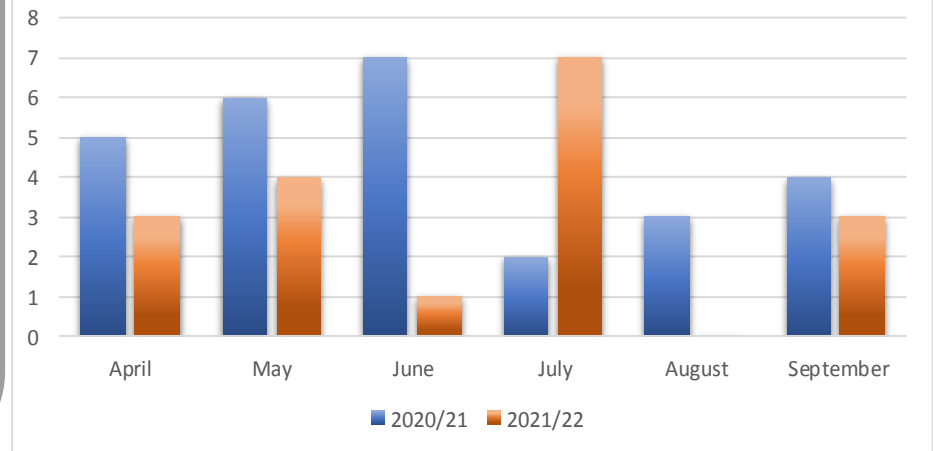
ACQUISITIVE CRIME—Robberies

Analytical Context:

There are currently 18 Robbery and Assault with intent to Rob crimes (5 were Assault with intent to Rob crimes) committed within North Ayrshire compared with 27 last year and a 5-year average of 21.0. The current detection rate is 94.4%.

The majority of robberies occurred in public space with most occurring on the street however 3 are noted as occurring within shop premises. Robberies were more prevalent towards the start of the week, peaking on Wednesdays. From confirmed data we know that least 10 robberies involved an offender known to the victim. Weapons were utilised in around 58% of robberies, with knives most commonly used (n=5). Mobile phones and cash were the most frequently targeted items.

Robbery Crimes - Apr to Sept



Source: Taken from Police Scotland Business Intelligence Portal

Local Action/Context

Robbery is a crime that impacts not only the victim but the wider community and is a top priority of Police Scotland. We are committed to tackling the factors that could lead to offenders committing such crimes, and continue to work closely with partners including the North Ayrshire Health and Social Care Partnership (NAHSP), Addictions Services and DWP to name a few to ensure appropriate support is in place reducing the likelihood of offending.

Our officers in conjunction with our partners continually make very effort to prevent and reduce the numbers of those affected by this type of crime which has seen a large reduction compared to last year and a positive detection rates.

The Divisional Local Delivery Board monitors

COMMUNITY WELLBEING

Local Action/Context:

YOUTH ENGAGEMENT

We have worked with KA Leisure and Scottish Sports Futures to identify and develop a range of diversionary activities to help our young make informed choices in a fun and active environment. These projects have been supported by our Locality teams who have attended and participated in the activities to engage with young people with a view to building better relationships with Police Scotland.

We continue to support partners in promoting positive outcomes for our young people. This reporting period saw the majority of school pupils return to face-to-face teaching and our campus officers were in school supporting pupils with this transition.

In July 2021, Children 1st made contact with Irvine LPT in order to have a meeting to explore potential partnership working in the Irvine area. An initial meeting was held between Sgt Ferguson and senior managers from Children 1st where it was highlighted that several volunteer youth services in the Irvine locality had disbanded due to lack financial investment due to COVID-19.

Locality Policing highlighted a recent increase in anti-social behaviour in the Bourtreehill area of Irvine. Joint patrols had been carried out by Irvine LPT officers alongside community workers from Irvine Locality Youth and Capacity. Young people were canvassed and feedback from youths in the community revealed that there was nothing for them to do. This was shared to Children 1st and work is ongoing between both PS and Children 1st in order to establish funding/location in order to provide services in the communities for young people to engage with.

SUBSTANCE MISUSE

Ayrshire Police Division took part in a 6 week diversionary course led by Children 1st with hard to reach children in Greenwood Academy, Irvine. Various inputs/activities/conversations took place with the young people highlighting dangers of drug/alcohol misuse, role of the police in the community and impact behaviours can have on future choices.

Children 1st have also given permission for Locality officers to work from their premises in Bourtreehill however since the new restrictions came in, this has been put on hold as staff are working from home.

The organisation has also identified a male in recovery from 35 years of drug misuse who is willing to engage with youths from the schools and share his experiences. The male has been introduced to Children 1st staff and work is ongoing as to how this will be delivered.

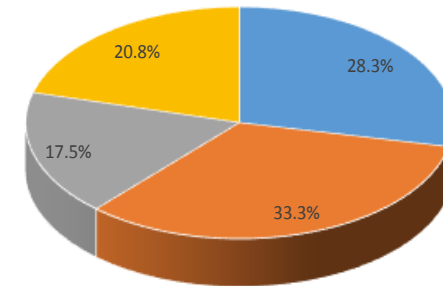
ROAD SAFETY—Drink/Drug Driving

Analytical Context:

The introduction of the legislation in relation to Drug Driving came into effect in October 2019 and therefore there can be no direct comparison with 5 year averages. However the figures for the last two years within North Ayrshire remain fairly consistent with a total of 116 offences reported this year compared with 112 last year.

The main town areas of Irvine, Kilwinning, Saltcoats and Stevenston have recorded the highest volumes of offences with Irvine showing markedly higher figures than the other areas. These areas have remained consistently high over the last two years for this crime type.

Drink/Drug Driving Apr-Sep 2021



■ Drug Driving ■ Drink Driving ■ Drink or Drugs ■ Other Drink/Drug Driving Charges

Source: Taken from Police Scotland Business Intelligence Portal

Local Action/Context:

Ayrshire Road Policing is committed to identifying and detecting offences in relation to those who continue to drive whilst under the influence of drink or drugs. The implementation of Section 5(A) of the Road Traffic Act 1988 and the arrival of “Medacx” Drug wipes has provided a valuable additional tool for road policing officers to stop and test those persons who are suspected of using either cocaine or cannabis (or both) whilst driving.

The significance of the new legislation and the success of achieving detections has led to dedicated National Campaigns to target drivers who may be impaired through the use of illegal substances. The current volume of detections is however causing delays in the testing of blood samples now sitting at a 10 month turn around.

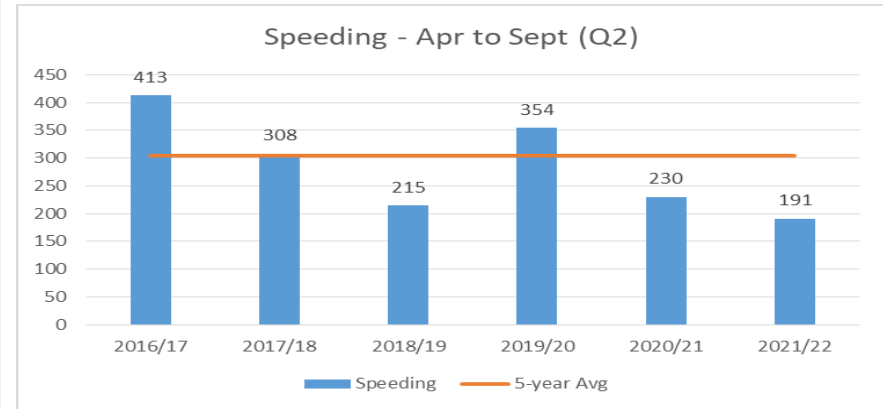
The Festive Campaign 2021—will see additional focus on those driving whilst under the influence of drink or drugs at hospitality events and local town centres. Particular focus in North Ayrshire will be around the three town area of Stevenston, Saltcoats and Ardrossan and those using the town centres of Irvine and the A78 to commute to other popular locations such as Prestwick and Kilmarnock.

ROAD SAFETY—Speeding

Analytical Context:

The number of individuals being stopped for Speeding within North Ayrshire has reduced markedly this year and are currently well below the figures over the last five years and therefore below the 5-year average.

Road Policing Unit will often carry out initiatives in specific areas based on information from local communities and Elected Members, which may influence where these offences occur.



Source: Taken from Crime Management through ScOMIS

Local Action/Context:

Road safety is an absolute priority for Police Scotland and it is vital that everyone is aware of the risks associated with using our roads, whether you use them as a motorist, a pedestrian, cyclist or for any other activity. Dangerous and careless driving are both key factors in fatal and serious injury collisions on the roads and are our enforcement focuses on tackling these risky driving behaviours, along with speeding, drink and drug driving and mobile phone use offences. Our officers carry out enforcement activity across Ayrshire every single day in order to improve safety for all road users. The number of offences detected can change year on year for a number of reasons. For example, there was a noticeable increase in the number of detections during the first part of 2020/21 during the first Covid pandemic lockdown period. This included an increase in dangerous and careless driving detections, which was attributed to increased capacity for officers to detect offenders due to a reduction in traffic on the roads and other associated demand. We all have a responsibility to drive safely every time we take to the roads and with consideration for all over road users.

June 2021 – Motorcycle Offences Weekend of Action. 49 vehicles stopped, 27 conditional offers issued. Please note these figures are for U division and not specific to UA.

June 2021 – Ayrshire RP seatbelt day of action in conjunction with good egg safety. 23 drivers spoken to - 30 car seats checked with 15 fitted incorrectly. Education provided by Police and Good Egg Rep.

July 2021 – Drink Drive day of action. 39 Vehicles stopped, 31 Negative B/T's, 1 VDRS.

July 2021 – Irvine Car Cruise. Numerous Construction and Use Detections, 1 x Section 3 RTA and 2 x Section 5(A) RTA, 1 x Section 143 RTA and 1 x Section 165 RTA 1988.

July 2021 – Speeding enforcement day of action. National results available, however unable to break down into UA sub division.

August 2021 – Drug Driving Campaign. 7 Drug drivers detected in month of August for UA. 18 detected in total during quarterly reporting period for UA.

September 2021 – Vulnerable Road User Campaign. 30 vehicles stopped - 3 x Insurance Offences, 3 x careless driving offences, 3 x speeding offences, 3 x not obeying traffic sign offences, 2 x PG9 Prohibition, 1 x MOT offence, 1 x seatbelt offence.

Other activity includes partnership working in conjunction with our national campaigns calendar, along with identified speeding locations, directed patrols and intelligence led packages.

The Festive Campaign will take place in December in the run-up to Christmas which incorporates a number of factors, including Speeding.

PUBLIC CONFIDENCE

User Experience - Current Position

The information in the table below shows the level of User Satisfaction to the end of September 2021 for the whole of Ayrshire and is not specific to North Ayrshire.

Your Survey — <https://consult.scotland.police.uk/surveys/your-police-2021-2022/>

The Your Police Survey remains open for all Police and members of the Public to provide their views on Policing in their Local Community. Understanding the views and priorities of Scotland's diverse communities has played a vital role in shaping our response to the Coronavirus (COVID-19) pandemic. Public feedback has driven positive changes to operational policing across Scotland during the most challenging of times.

As the country moves out of lockdown, we continue to recognise the importance of understanding the views and priorities of Scotland's diverse communities. It is vital, especially as Scotland rebuilds from the effects of COVID-19 that we listen, understand, and respond to the views of the people who live here. This survey is one of the ways we listen to the views of those we keep safe.

Questions (At a glance)	Apr-21	May-21	Jun-21	Jul-21	Aug-21	Sep-21	YTD	Force YTD
Q1: Ease of Contact? (% Easy and Very Easy)	75%	81%	70%	71%	67%	70%	72%	71%
Q2 - Being provided with the appropriate response? (% Yes)	70%	69%	55%	61%	62%	68%	65%	64%
Q3 - Overall Satisfaction? (% Satisfied or Very Satisfied)	75%	74%	55%	65%	67%	67%	68%	66%

Local Action/Context:

Although user satisfaction locally is above the force average we understand there is still work to be done to improve our response. We work with partners to raise awareness of reporting methods and frequently use social media to highlight the ease of reporting matters to the police.

During the pandemic a number of community councils held their meeting online, and with restrictions easing Locality Officers have been re-attending physical meetings and engaging with a wide range of stakeholders on local matters.

Realising that rural communities and residents feel disconnected, through our wildlife and rural crime officers, positive improvements have been made in our interaction with rural stakeholders, and this work has potential to positively impact on confidence in police as well as crime statistics.

