

North Ayrshire

Performance Summary Report

Reporting Period: 01/04/20-30/09/20



Total Crime



1.6%



6282 Crimes

Incidents
Recorded

10.3 %



21361

Common Assault

14.8%



691

Overall Dishonesty

2.6%



1383

Domestic Abuse

8.8%



531

Overall Violent
Crime

13.4%



758

Sexual Crime

24.2%



144

Road Traffic
Casualties

51.3%



37

Disorder
Complaints

25.3%



4757

Missing People

45.3%



695

Counter Terrorism
SUBSTANTIAL



The threat level from INTERNATIONAL
TERRORISM has been lowered to SUBSTANTIAL
meaning an attack is likely.

Housebreaking

6.8%



138

*All data provided is for the period 1 Apr - 30 September unless otherwise stated. All statistics are provisional and should be treated as management information. All data have been extracted from Police Scotland internal systems and are correct as of 12/10/20

North Ayrshire Performance Summary Report

Reporting Period:
1 Apr 20 to 30 September 2020



| SECTION | PAGE NUMBER |
|--|-------------|
| Introduction | 2 |
| Executive Summary | 3 |
| Coronavirus | 4 |
| Demand Analysis | 5 |
| Domestic Abuse | 6 |
| Hate Crime | 7 |
| Violence & Antisocial Behaviour | 8 |
| Serious Organised Crime | 9 |
| Terrorism and Domestic Extremism | 9 |
| Protecting People at Risk of Harm | 9 |
| Housebreaking | 10 |
| Public Confidence - Complaints & Allegations | 11 |

Introduction

I am pleased to present this report to the Police Fire and Rescue Committee for its information and consideration.





Please note that all data included in this report are management information and not official statistics.

All data are sourced from Police Scotland internal systems and are correct as of date of publication.

Unless stated otherwise numerical comparisons are to the same period in the previous year to date.

NORTH AYRSHIRE POLICING PRIORITIES 2018-2022

- 1 Drug dealing and drug misuse
- 2 Violence and antisocial behaviour
- 3 Dishonesty
- 4 Road Safety

| PRIORITY AREA | EXECUTIVE SUMMARY |
|--|--|
| Drug supply and misuse  | <p>Drug dealing and misuse continues to be a priority area for our attention in North Ayrshire as communities tell us they are concerned about the harm caused. Although our detections for drug supply are lower than last year we have been proactive in addressing this issue over the last 12 months. We continue to gather intelligence for further enforcement action in North Ayrshire, however we manage this from a pan-Ayrshire perspective as criminals do not recognise Local Authority boundaries. Overall, drugs supply detections in Ayrshire are slightly above last year's figures.</p> |
| Violence & ASB  | <p>The level of overall violent crime is down 13.4% compared to last year. There has been a 14.8% reduction in the number of common assaults. A contributory factor has been lockdown and ongoing COVID restrictions. ASB has increased due to the number of calls relating to breaches of COVID guidelines.</p> |
| Dishonesty  | <p>Housebreaking crimes continue to reduce, particularly in relation to domestic dwellings.</p> <p>Fraud is an area which has seen a large increase locally and nationally since March as a result of organised crime groups in the UK and beyond seeking to exploit vulnerable people as a result of the pandemic.</p> <p>There has been a small increase in vehicle crime that may be a result of reduced shoplifting with less access to shops during restrictions meaning criminals targeting vehicles to fund addiction issues.</p> |
| Road Safety  | <p>The number of casualties on North Ayrshires roads has reduced again this year to date although there has been 2 people killed on our roads compared to the same period last year. It is recognised that a significant reduction of vehicles were on the roads during lockdown and ongoing restrictions.</p> |

POLICE SCOTLAND'S POLICING PRIORITIES 2020-2021

1. Protecting vulnerable people
2. Working with communities
3. Tackling crime in the digital age
4. Support for operational policing

CORONAVIRUS - IMPACT ON POLICING

Ayrshire Division and key partners have been working closely to manage the local response to the COVID-19 pandemic since March 2020. In North Ayrshire the Chief Officer Group, chaired by the North Ayrshire Chief Executive, has been meeting on a regular basis to ensure all key partners have the same shared awareness to the issues facing North Ayrshire and how to best coordinate the response to ensure our communities are kept as safe as possible during these challenging times.

The Ayrshire Local Resilience Partnership have also been meeting regularly to pro-actively respond to the changing restrictions throughout the year.

From a policing perspective we have continually reviewed our policing response model to ensure that North Ayrshire continues to receive an excellent service that protects both the communities and our officers. Operation TALLA is the Police Scotland operational response to the pandemic.

Our officers continue to apply a pragmatic approach when engaging with members of the public, using our 4 Es approach:

Engage

Explain

Encourage

Enforcement – only issuing a fixed penalty or taking other action when absolutely necessary

Our Your Police Survey results confirm that the majority of the public are supportive of our policing response.

There has been a significant increase in the number of reported anti-social behaviour incidents, these are generally related to households or individuals not adhering to COVID restrictions. From the 01 April to 30 September this has resulted in 117 Fixed Penalty notices being issued in North Ayrshire.

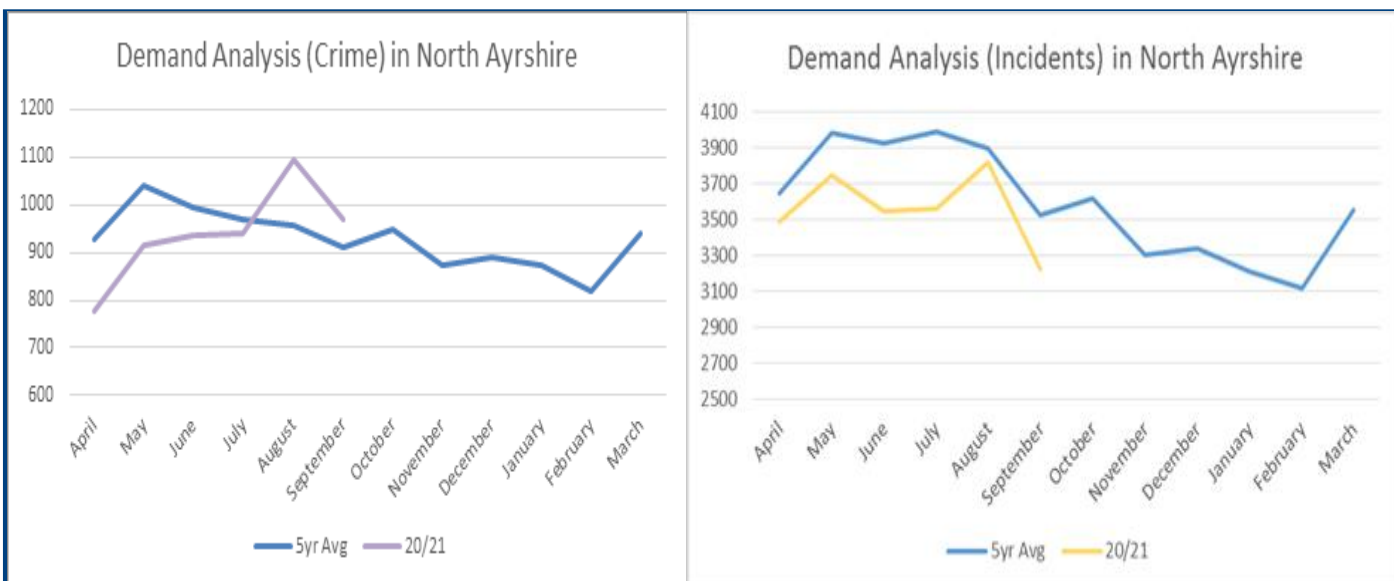
There have been a few repeat offenders, however the majority of North Ayrshire residents continue to follow guidelines.

The following figures provide a synopsis of a change in crime / offences that have been assessed as being impacted on as a result of the pandemic.

- Sexual Crimes down 23%
- Fireraising / Vandalism down 15%
- Shoplifting down 29%
- Motor Vehicle Crime up 17%
- Fraud up 119%
- Speeding down 39%
- Driving without Insurance or Licence up 46%
- Drink / Drug Driving up 79%

DEMAND ANALYSIS - * PYTD - PREVIOUS YEAR TO DATE CYTD - CURRENT YEAR TO DATE

| CRIME | PYTD * | CYTD * | INCIDENTS | PYTD | CYTD |
|------------------------------------|--------------|--------------|----------------------------------|---------------|---------------|
| Total Crimes & Offences | 6,385 | 6,282 | Total number of incidents | 23,826 | 21,361 |



There have been 103 less crimes recorded in last year however figures remain above the 5yr average. There spike in August specifically was in relation to an increase in disorder where 172 offences relating to S.38 Criminal Justice Scotland Act 2010 were recorded compared to an average of 123 in the other 5 months. There was also an increase in vandalism, theft and drugs possession offences.

YOUR POLICE SURVEY

We are currently reviewing our Local Policing Plans for each Local Authority area. These are being updated to ensure that they reflect the national priorities for Police Scotland but more importantly continue to contain local priorities that are relevant to our communities and support the outcomes of Community Planning Partners. As part of this process it is essential that we receive the opinions of a wide a selection of our community.

Police Scotland launched a survey earlier this year - Your Police 2020-2021 - this asks communities about the policing response to coronavirus and also includes questions on public confidence and perception of crime in local areas.

The survey will help us to identify and understand people's views of their local police service, as well as any concerns about safety and wellbeing.

Over the next 6 weeks we are reaching out to key stakeholders, partners and communities including MP'S, MSP'S, Local Councillors and Community Council groups to ask as many people as possible to complete the survey to ensure our revised policing plans relate to community concerns.

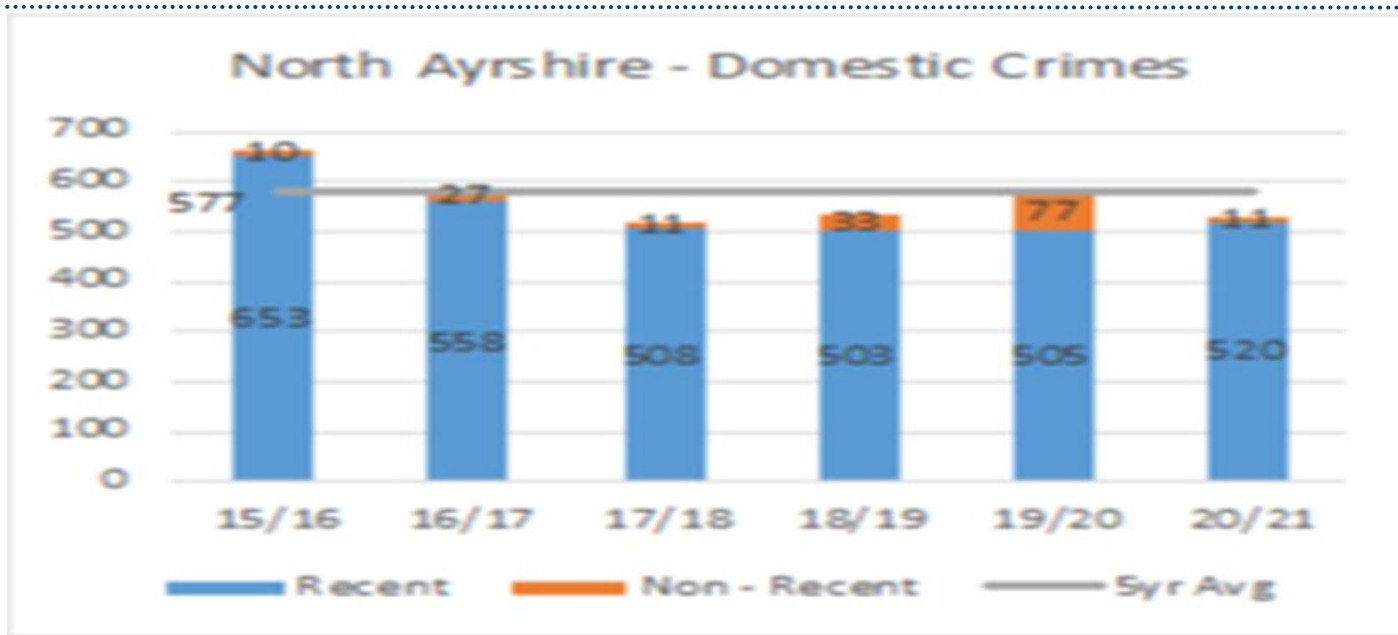
The survey can be completed via the following link:

consult.scotland.police.uk/surveys/your-police-2020-2021/

A British sign language version is also available via the following link:

consult.scotland.police.uk/surveys/your-police-bsl/

DOMESTIC ABUSE - DATA OVERVIEW



CONTEXT:

Domestic Abuse crimes have decreased this year and also remains below the 5 year average.

It was anticipated that the implemented lockdown measures could see an increase in reported incidents and this continues to be monitored closely with police working alongside partners such as ASSIST and Women's Aid to ensure the impact of COVID is mitigated where possible and awareness of how to report these incidents is readily available to victims.

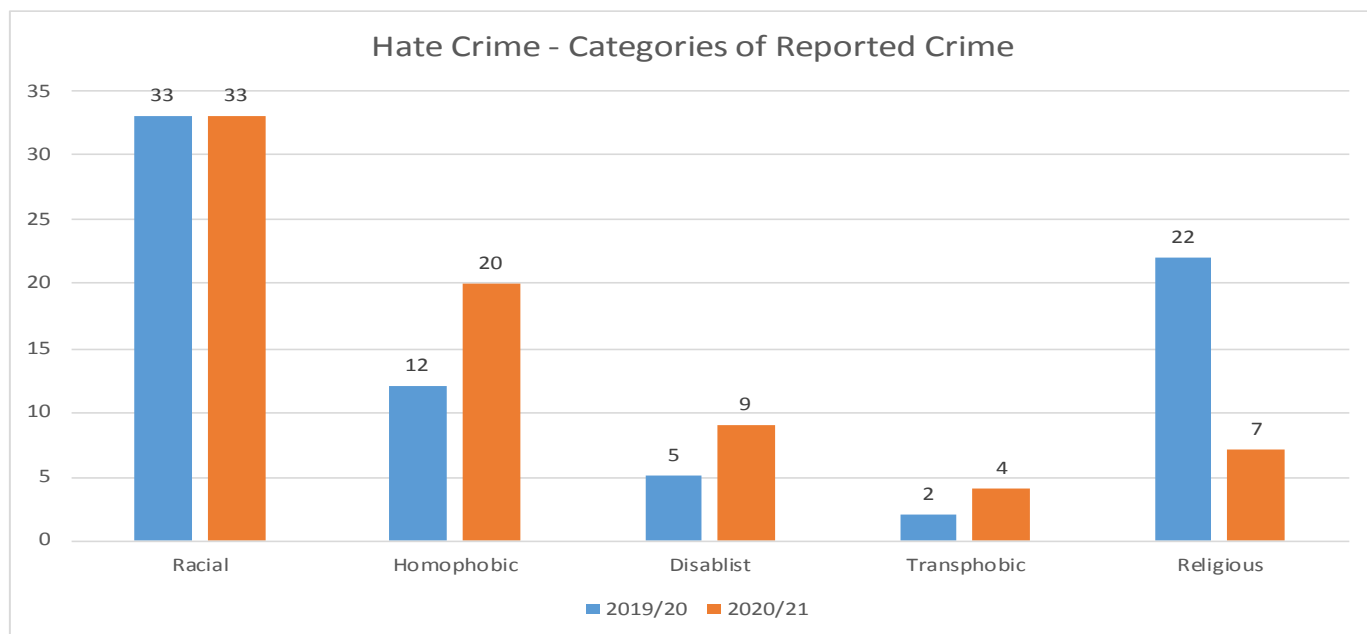
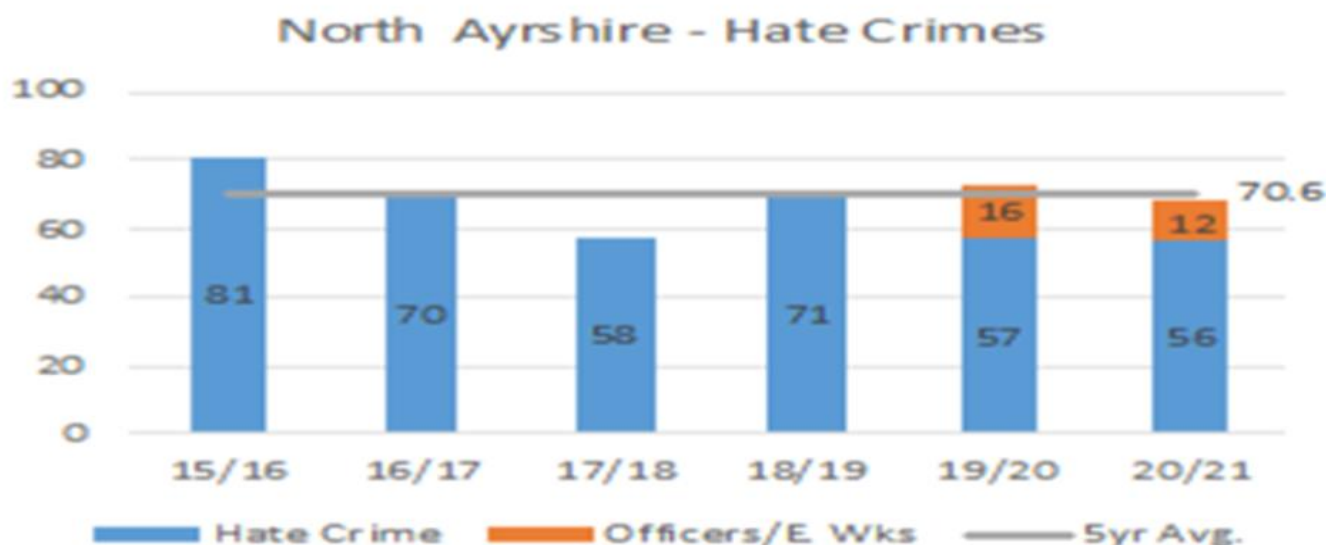
Domestic offences continue to be thoroughly investigated and with the introduction of Domestic Abuse Scotland Act 2018 (DASA) legislation officers are now able to appropriately investigate incidents of coercive control both historic and recent. This type of enquiry is often led by specialist officers from the Domestic Abuse Investigation Unit following initial attendance by uniformed officers as these enquiries often involve extensive investigation. There have been 11 DASA cases this year which is the same as this point last year.

Officers continue to provide support to victims throughout the court process through the domestic bail check scheme where officers pro-actively visit victims and perpetrators of domestic abuse to ensure that bail conditions are being complied with and allowing victims the opportunity to report any further incidents.

As a result of the pandemic the time limit bail restrictions are imposed has increased from 28 to 90 days. This has been a contributory factor in a 56% increase in all bail offences. This may be as a result of individuals failing to adhere to curfews or approaching people or places that are prohibited by their bail condition.

In respect of Domestic bail offences, there have been 63 recorded crimes which is an increase of 23 from the same period last year.

HATE CRIME - DATA OVERVIEW



CONTEXT:

Hate crime has reduced in comparison to the 5 year average although remains similar to last year. These figures now include the breakdown of Police officers and emergency workers who are often subjected to offensive language which is perceived to be Hate motivated.

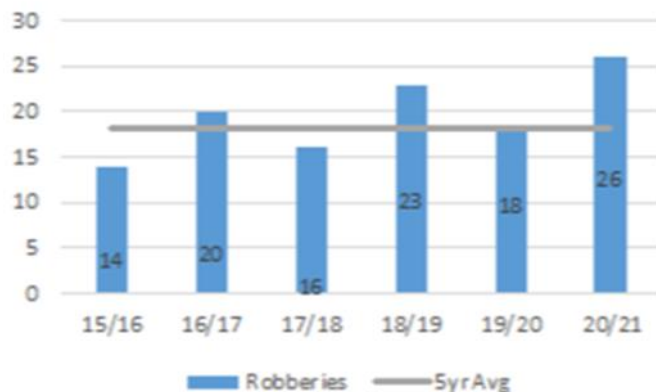
The categories of motivation for this type of crime has risen in relation to homophobic, disablist and transphobic related offences however there have been no repeat victims of these types of crimes. Racially aggravated offences have remained the same and Religious aggravated crimes have significantly reduced which may be linked to reduced social interaction during restrictions.

We continue to raise awareness surrounding hate crime with the use of third party reporting and online reporting centres. Campus officers pro-actively raise awareness by providing inputs to pupils working alongside partner agencies in our schools/colleges, engaging with our young people and ensuring that victims of this type of crime are fully aware of how to report such incidents and are re-assured that a zero tolerance approach is taken.

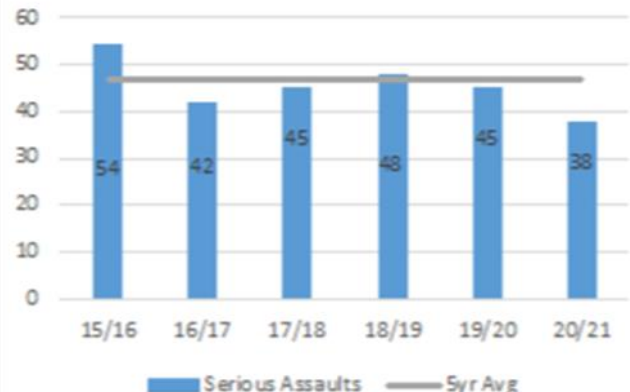
VIOLENCE & ANTISOCIAL BEHAVIOUR - DATA OVERVIEW

1 APRIL 2020 TO 30 SEPTEMBER- OBJECTIVE: Reduce the number of victims of violent crime

Robberies - North Ayrshire



Serious Assaults - North Ayrshire



CONTEXT:

Robbery- There has been an increase of 8 in comparison to last year and figures remain above the 5 year average. This remains a local priority and subject to analysis however there is not a discernible pattern, repeat victims or perpetrators. COVID restrictions have had an impact on the availability of drugs which may be a contributory factor as many of these involve individuals with addictions or are involved in criminal activity.

Serious Assaults- There has been 7 less recorded crimes in comparison to last year, this can be partly attributed to the pro-active measures put in place to respond to the re-opening of licensed premises following the ease of lockdown restrictions. This involved joint visits by police and licensing, raising awareness of government guidelines and ensuring that staff and patrons were behaving responsibly to keep incidents of disorder to a minimum.

Antisocial Behaviour

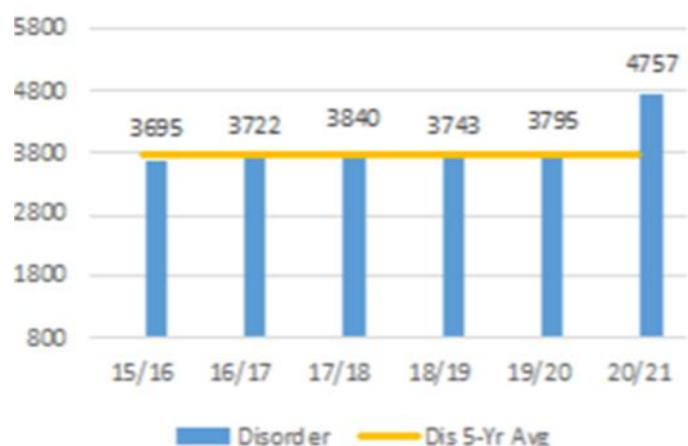
CONTEXT:

The number of Disorder incidents shows a marked increase in comparison to last year.

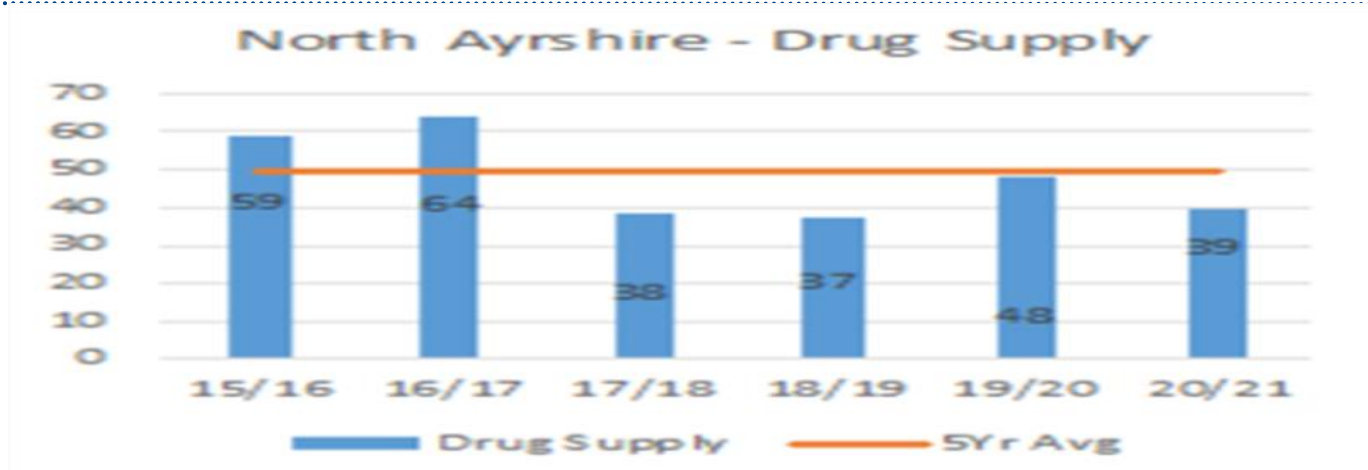
This is due to the amount of complaints we continue to receive in relation to non-compliance with COVID regulations and guidance.

Calls of this nature have been recorded as disorder and antisocial behaviour incidents and this trend is seen across the entire country. It is expected that this is likely to continue throughout the pandemic.

Disorder - North Ayrshire



SERIOUS ORGANISED CRIME - DATA OVERVIEW



CONTEXT:

As can be seen in the graph above there have been 9 less detections for drugs supply this year in comparison to last year, however we manage this issue from a pan-Ayrshire perspective as criminals do not recognise Local Authority boundaries. Overall, drugs supply detections in Ayrshire are above last year's figures. This activity impacts on the availability of controlled drugs in North Ayrshire.

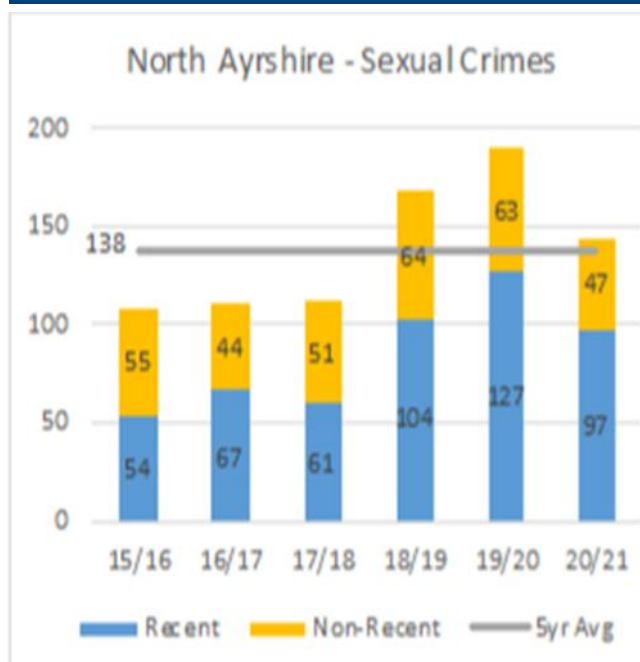
Pro-active work is carried out on a daily basis by teams based within North Ayrshire, supported by pan-Ayrshire teams, which specifically target Serious and Organised Crime groups.

Enforcement activity is intelligence led to ensure the right people are being targeted in the right places. We continue to gather intelligence for further enforcement action in North Ayrshire and it remains a priority for officers to carry out intelligence led patrols ensuring that individuals involved in the possession and supply of controlled drugs are pro-actively engaged, subsequently leading to obtaining and executing search warrants.

TERRORISM & DOMESTIC EXTREMISM

CONTEXT: The UK threat has been lowered to SUBSTANTIAL, which means an attack is likely and the current threat level for Northern Ireland related terrorism in Britain is also SUBSTANTIAL.

PROTECTING PEOPLE AT RISK FROM HARM - DATA OVERVIEW



Reports of recent and non-recent Sexual Crime have reduced this period in comparison to the recent trend of increased reporting. This reduction has also been seen nationally.

It was anticipated that there may be an increase in numbers following the easing of the first wave of lockdown restriction as the public would be able to access support services from the police and partners, but this did not materialise.

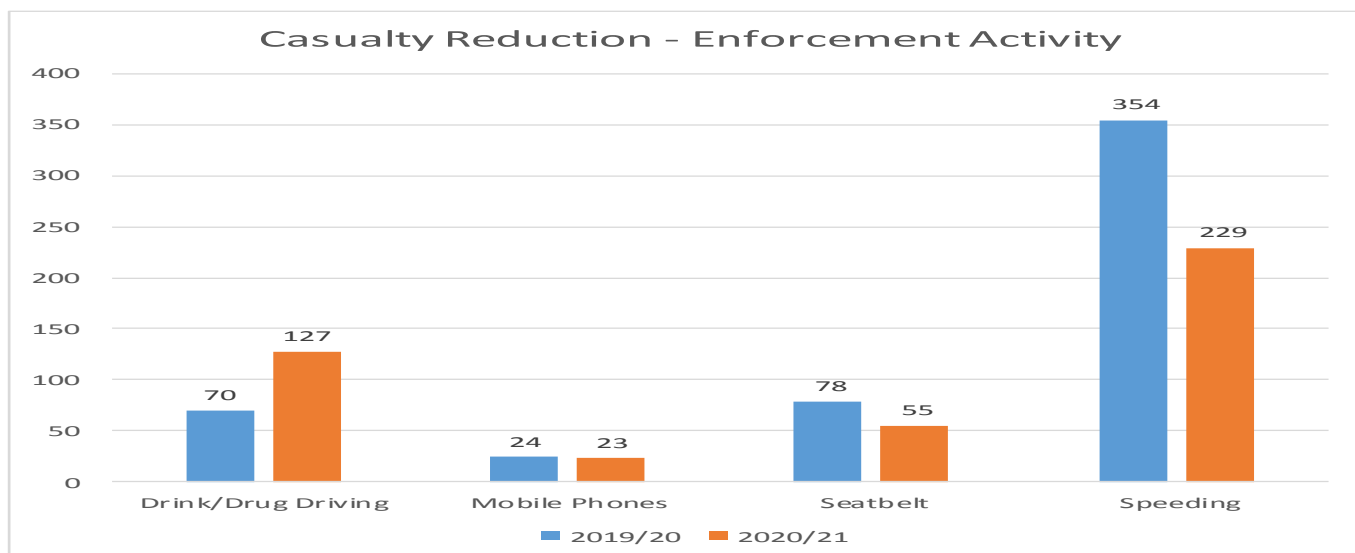
It is anticipated that further restrictions for licensed premises and for people to meet in private dwellings will continue to impact on levels of reported crime. Partner engagement continues to ensure individuals who have experienced a sexual crime have the confidence to come forward and report the circumstances.

ROAD SAFETY & ROAD CRIME - DATA OVERVIEW

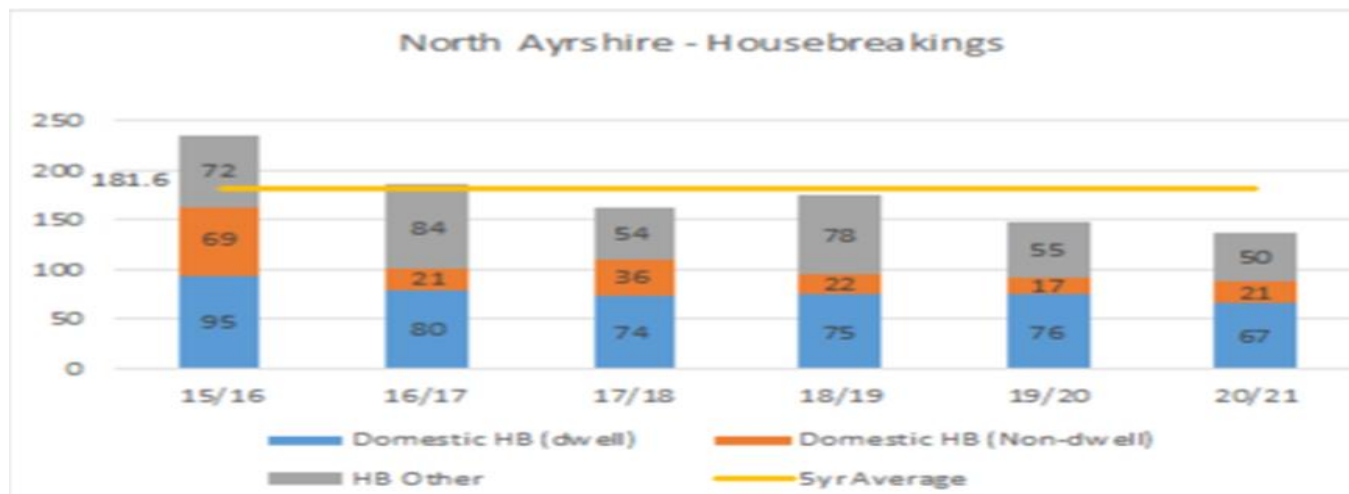
PRIORITY: REDUCE THE NUMBER OF PERSONS KILLED OR INJURED ON OUR ROADS

| Road Traffic Casualties | | 2019/20 | 2020/21 |
|---|---------------------------------------|---------|---------|
|  | Number of persons killed on our roads | 0 | 2 |
| | Number of persons seriously injured | 26 | 17 |
| | Number of persons slightly injured | 47 | 18 |
| | Number of children seriously injured | 3 | 0 |

Road Traffic Data from 01/04/20 to 30/09/20



HOUSEBREAKING— DATA OVERVIEW



Context:

The reduction in housebreaking that has been achieved over the past 5 years in North Ayrshire continues with another decrease seen to date and a continued strong detection rate. Engagement continues with local community safety officers engaging with vulnerable groups to ensure that safety advice is provided regularly in line with both local and national campaigns.

PUBLIC CONFIDENCE: COMPLAINTS & USER SATISFACTION

COMPLAINTS ABOUT THE POLICE

From 1 April 2020 to 30 September 2020

| | |
|--------------------------------|-----|
| Quality of Service Allegations | 34 |
| On Duty Allegations | 66 |
| Off Duty Allegations | 0 |
| Total Allegations | 100 |

On Duty Allegations

| Unlawful Arrest | Assault | Corrupt Practice | Discrimination | Excessive Force | Incivility | Irregularity in Procedure | Neglect of duty | Oppressive Conduct | Other Criminal | Other Non Criminal | Traffic | Total |
|-----------------|---------|------------------|----------------|-----------------|------------|---------------------------|-----------------|--------------------|----------------|--------------------|---------|-------|
| 0 | 1 | 1 | 1 | 4 | 21 | 25 | 0 | 4 | 0 | 9 | 0 | 66 |

Off Duty Allegations

| Crimes of Dishonesty | Crimes of Indecency | Crimes of Violence | Malicious Mischief | Incivility | Misc Offences | Offences involving Motor Vehicles | Other | Other Crimes | Total |
|----------------------|---------------------|--------------------|--------------------|------------|---------------|-----------------------------------|-------|--------------|-------|
| 0 | 0 | 0 | 0 | 0 | 0 | 0 | 0 | 0 | 0 |

User Satisfaction

| | | Month: August | | Month: September | | YTD | |
|----------|--|---------------|-------|------------------|-------|----------|-------|
| Question | | Division | Force | Division | Force | Division | Force |
| Q1. | You contacted the police using [CONTACT METHOD FROM SAMPLE]. How easy was it to contact them? | 73% | 74% | 69% | 71% | 83% | 82% |
| Q2. | During the initial contact, how satisfied are you with the way you were treated by a staff member on the [CONTACT METHOD FROM SAMPLE]? | 88% | 86% | 91% | 83% | 90% | 89% |
| Q3. | Did you feel staff properly understood what you needed? | 89% | 87% | 90% | 85% | 90% | 89% |
| Q4. | Do you feel that the police provided the appropriate response to the incident you reported? | 71% | 69% | 68% | 66% | 72% | 70% |
| Q5. | Do you feel you were adequately informed about the progress made with what you reported? | 58% | 57% | 68% | 55% | 60% | 57% |
| Q6. | How satisfied are you with the way you were treated by the officers who attended the incident? | 85% | 84% | 85% | 81% | 84% | 85% |
| Q7. | Based on your overall experience, how satisfied are you with Police Scotland? | 73% | 73% | 75% | 68% | 77% | 75% |